


ELISTA

75 KG

Drawer cabinets




Drawer cabinets



Lista Units (E)

Drawer cabinets

 75/200


Product benefits	20–27
Range of models and colours	28–29
Measurements and how to order	30–33

Drawer cabinets depth **27 E** 34–71

Pre-configured drawer cabinets	
18 x 27 E (411 x 572 mm)	34–37
27 x 27 E (564 x 572 mm)	42–45
36 x 27 E (717 x 572 mm)	50–53
54 x 27 E (1023 x 572 mm)	58–61
Freely configurable drawer cabinets	
18 x 27 E (411 x 572 mm)	38–41
27 x 27 E (564 x 572 mm)	46–49
36 x 27 E (717 x 572 mm)	54–57
54 x 27 E (1023 x 572 mm)	62–65
Cabinet accessories, components and spare parts	66–71



Drawer cabinets depth **36 E** 72–141

Pre-configured drawer cabinets	
18 x 36 E (411 x 725 mm)	72–75
27 x 36 E (564 x 725 mm)	80–87
36 x 36 E (717 x 725 mm)	92–97
45 x 36 E (870 x 725 mm)	102–105
54 x 36 E (1023 x 725 mm)	110–113
64 x 36 E (1193 x 725 mm)	118–121
78 x 36 E (1431 x 725 mm)	126–129
Freely configurable drawer cabinets	
18 x 36 E (411 x 725 mm)	76–79
27 x 36 E (564 x 725 mm)	88–91
36 x 36 E (717 x 725 mm)	98–101
45 x 36 E (870 x 725 mm)	106–109
54 x 36 E (1023 x 725 mm)	114–117
64 x 36 E (1193 x 725 mm)	122–125
78 x 36 E (1431 x 725 mm)	130–133
Cabinet accessories, components and spare parts	134–141
Separate components for picking trolley	139



Drawer cabinets with hinged or sliding doors 75/200

Product benefits	142–145
Range of models and colours	146–147
How to order	148–149
Pre-configured and freely configurable drawer cabinets	
Depth 27 E	150–157
Depth 36 E	158–167
Corner cabinets	168–169
Spare parts, depth 27 E	70–71
Spare parts, depth 36 E	140–141



Drawer cabinets 75/200

Flexible, extensible, durable

Lista sheet steel drawer cabinets offer made-to-measure top quality for professional use. Materials and work guarantee trouble-free installation and use, and maintain the value of your expensive inventories. The drawer cabinets come with a load-bearing capacity of 75 kg or 200 kg per drawer and so offer even greater flexibility for each type of inventory.



The wide variety of drawer partition materials allows you to impose perfect order and organisation on the parts you store.

Benefits

- Perfect use of space by using 100% of the available volume
- High load-bearing ability thanks to stable precision construction from high-quality sheet steel
- Optimum use of space thanks to a wide choice of partition material
- Your choice of locking system depending on usage
- Individual drawer blocking and safety catches as standard
- Can be expanded any time thanks to a 10-year guarantee
- Different configurations to meet every need
- Choice of 12 standard colours, 6 colour combinations and 12 additional colours (with surcharge)
- Can be supplied as ESD on request (see page 758/759)

The configuration options in terms of size, colour, locking, equipment and drawer partitions are almost unlimited. The two load-bearing categories also make the system even more flexible.




Perfect usability

Well thought out, carefully constructed

100% of volume is used

Optimum shell heights


The height of the drawer side and rear walls matches the fronts and guarantees maximum use of available volume (except for 125 mm H). This prevents loose storage items of small parts falling out.



All are quickly accessible

Drawers can be fully extended

All cabinets offer full extension drawers throughout. This means that the available space is used down to the last square centimetre and the entire contents of the drawers are always visible and easily within reach.



Ease of movement and quiet

No-crossbar differential pull-out

The differential pull-out without a cross-bar ensures perfectly smooth running and ease of movement - even when the stored items are heavy.



Locking tab

The ease of movement and low-noise of the locking mechanism is achieved by having a plastic cover within the locking tab. Thanks to the single drawer blocking mechanism only one drawer can be opened at a time. This increases the level of safety.




Perfect organisation

Optimum use of space

Storing small parts (box inserts)



Storing cylindrical items (troughs)



NC storage (tool holders)



Storing large and small parts (metal dividers)



Storing special and measurement tools (PE foam inserts)



Lista partition material

The drawer partition materials are standardised and therefore are compatible with the entire range based on Lista Units.



For partition material in ESD
also see pages 734 and 736



Clearly labelled

Lista Script

All Lista drawers can be easily, cleanly, clearly and indelibly labelled thanks to the handle with viewing window. The partition material for drawers, troughs, metal dividers and separators as well as the housing all offer effective means for labelling. The free-to-download software Lista Script offers a variety of labelling options, pictograms and a barcode generator.

You can download
this software
free-of-charge online
www.lista.com/script



Lista Script slide-in labels
see also pages 745

i Benefits

- Simple to handle stored items thanks to full pull-out extension
- 100% of volume is used
- Ease of movement and low noise thanks to plastic rollers with precision ball bearings
- Speed up working processes thanks to ideal organisation and labelling
- Labelling which stays clean and legible

Locking systems

Open and close with the right option for you

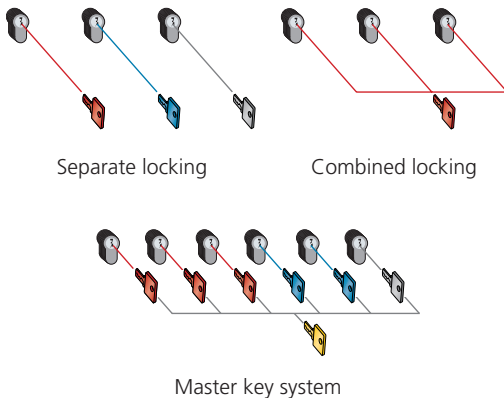
By prevention of unauthorised access to inventory you achieve a noticeable reduction in shrinkage and a significant cost saving.



Key Lock system

The standard locking system with replaceable cylinders makes it simple to adapt to existing locking systems. The lock secures all drawers at once.

Key Lock locking methods:



Code Lock

Here the lock is replaced by a numeric combination. A simple four to six digit combination is all that is needed to open drawer cabinets.

Remote Lock / Remote Lock Mobile

Remote Lock and its mobile twin Remote Lock Mobile are programmable electronic locking systems operated by hand-held radio transmitters for stationary or mobile cabinets. Stationary cabinets (Remote Lock) have a permanent supply of current, and up to six cabinets can be linked to work together. In contrast the flexibility of Remote Lock Mobile is provided by a rechargeable battery system.

Note

Make a note of your key number. If lost, having this number will enable you to order the same replacement lock or key.

Features

- High quality cylinder lock including two numbered keys
- Can be installed as separate, combined or master key locking systems
- All Lista product cylinders are exchangeable, allowing master key locking across different Lista products
- Master key system (MK-system) can include up to 100 cylinders

Features

- Direct access without a key
- Can install master key function with master code
- Up to 19 different user codes
- Will run for several years without needing a new battery
- Simple to use
- Ready to use

Features

- Easy to use with hand-held radio transmitter
- Programmable access rights and locking hierarchy
- Self-locking system provides security for minimal cost
- Can link up to six cabinets (Remote Lock)
- Mobile cabinet with rechargeable battery (Remote Lock Mobile)

Safety

General safety for every implementation

Single drawer blocking as standard

The single-drawer blocking system blocks all other drawers when one drawer is pulled open. This prevents the cabinet from tipping over. In addition, the smart locking system allows you to move the drawers around into a different arrangement at any time.



Drawer front

All drawer handles come with side covers and sit snugly within the front profile of the cabinet housing. They not only look good but also avoid any injuries.



Safety catches on drawers

The safety catch complies with all regulations against drawers accidentally falling out of cabinets, and reduces the risk of workplace injuries. To move the drawer, the safety catches on both sides can easily be de-activated.



Extended safety for stationary and mobile cabinets

Single safety device on the right

(per drawer)

The standard catch for all mobile cabinets can be operated with one hand, it is a simple matter to release the drawer lock on the right-hand side. A drawer is locked when it is closed and cannot open unintentionally when the cabinets are moved.



Single locks right and left

This extended drawer safety device is particularly suitable for mobile equipment which is subject to more extensive movements. With locks on both sides, both hands are needed to operate them. A drawer is locked when it is closed and cannot open unintentionally.



Double safety catch

This extended drawer safety device has all the features of the single safety device both right and left, but is easier to operate thanks to its one-handed operation.



Lilo locking (Lock-in – Lock-out)

Using this drawer lock it is possible to fix the fully laden drawer in either an open or a closed position by using an external lever. Lilo locking is available for drawers with 200 kg or higher load-bearing capacity.

Flexible and extensible

Well thought-out into the finest detail

Punch out

All housing covers come with pre-perforated holes. The inventory items are protected from dirt and liquid spills by the closed upper side of the housing. If necessary, the holes can be punched out and the drawer cabinet can be retro-fitted with a table top, or a second drawer cabinet can be fixed on top of it.




Base/Fork-lift base

Using the base, the height of the drawer cabinet can be adjusted. Drawer cabinets from width 36 E can also be supplied with a base which enables lifting and moving the loaded cabinet using a pallet truck.





Mobile cabinets

Mobile cabinets are equipped with a raised edge on all four sides, including a push rod, a black ribbed mat, two swivel castors with locks as well as two fixed castors, and a single-drawer locking mechanism.



Raised edges and covers

Raised edges on three sides are often used on stationary cabinets as they make cleaning easier and simpler. For mobile cabinets, the four-sided version is preferable, as this prevents any items being transported from rolling off, no matter what the direction of movement. And if the pushing handle is connected to the raised edge, then the covering can be easily changed at a later date.



Simple identification and re-ordering thanks to the product coding



Using the customer order number all the details of your products can be retrieved.

Here you can read off the product dimensions in mm.

ArtikelNr	3046482
Artikelfreigabe	16.12.2013
Auftrag	741986/5000
Arbeitsplatz	90008

Line

Housing product code

654.941	Lista AG
Gehäuse B55N 5427E 1000 roh	16.12.2013
1023 / 572 / 1000	

Production date



Two labels on the base of the housing provide all the product information. Label 1 provides the customer order number and the line number. This information is needed for ordering replacement parts at a later date. Information about the product code, the external dimensions and the production date are found on the second label. The stamp on the drawer locking tab provides further information about the length, width and front height of the product, as well as the date of production.



Weight specifications on pull-out drawers

For safety reasons the load capacity is embossed on every pull-out drawer (75 or 200kg).

i Benefits

- Flexible extension options
- Can be adapted to new working surroundings, so keeps its value longer and extends its useful life
- Simple to re-order accessories

Design diversity

A suitable solution to every need

The configuration options in terms of size, equipment, locking, colour and drawer partitions are almost unlimited. For every working environment the drawer cabinets can be combined in a different arrangement to deliver optimal usage of the available space. They can always be extended, which means they have a long useful life. This increases the return on investment.



Configuration as a drawer cabinet



Configuration as a drawer cabinet with internal hinged door, pull-out and adjustable shelves



Configuration as a drawer cabinet with drawers, internal hinged door, pull-out and adjustable shelves



Configuration as a mobile drawer cabinet



Configuration as a picking trolley with raised edges and push-bar



All drawer cabinets can also be ordered and configured in an ESD version.

 For ESD information, see pages 758/759



Extensive choice of free product colours

12 standard colours, 6 colour combinations

All products with colour variations are available in 12 standard colours and 6 colour combinations at no additional charge. The three-digit colour code (e.g. **010**) is part of the item number. Always add the desired colour code when submitting your order (e.g. **70.701.010**). Housings and Drawers can also be ordered in different colours.

					
.010 Pale blue RAL 5012	.020 Pale grey RAL 7035	.030 Reseda green RAL 6011	.040 Capri blue RAL 5019	.050 Metallic grey NCS S 6502-B	.060 Black NCS S 9000-N
					
.070 Ruby red RAL 3003	.080 Dove grey NCS S 4502-B	.090 Gentian violet RAL 5010	.100 Signal blue RAL 5005	.110 Pure white RAL 9010	.180 Grey white RAL 9002
					
.514 Pale grey RAL 7035 Pale blue RAL 5012	.518 Pale grey RAL 7035 Signal blue RAL 5005	.519 Pale grey RAL 7035 Metallic grey NCS S 6502-B	.521 Metallic grey NCS S 6502-B Pale grey RAL 7035	.512 Pale grey RAL 7035 Ruby red RAL 3003	.522 Ruby red RAL 3003 Metallic grey NCS S 6502-B

An additional 12 pre-defined colours are available at additional cost

.120 Grey aluminium RAL 9007	.130 White aluminium RAL 9006	.140 Light grey NCS S 2000-N	.170 Ultramarine blue RAL 5002	.190 Sky blue RAL 5015	.200 Anthracite grey RAL 7016
.210 Brilliant blue RAL 5007	.220 Turquoise blue RAL 5018	.230 Pebble grey RAL 7032	.240 Flame red RAL 3000	.260 Slate grey RAL 7015	.280 Orange RAL 2004



Your choice of colour on request

Lista can meet any specific colour request. In addition to the existing standard and pre-defined colours, it is also possible to manufacture your desired product in any colour you choose.

These colour samples may deviate from the original colour due to the printing process.

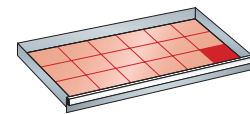
i Benefits

- Impact- and abrasion-resistant housing surface thanks to environmentally friendly powder coating
- Total corrosion protection of drawers thanks to electrophoretic dip-painting

Lista Units (E)

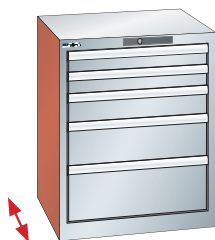
The clever measurement system

As a practical grid measure, Lista Units (E's) provide a simple way of classifying housings, drawers and partition materials. **A Lista-Unit (E) is 17 mm** and is based on the grid for assigning partitions in drawers. Drawer cabinet housings and the drawers that fit in these housings use the same Lista Units, although they have different dimensions.



Example 1:
Cabinet base area
1023 x 572 mm:
 $6 \times 9 \text{ E} = 54 \text{ E}$ (width)
 $3 \times 9 \text{ E} = 27 \text{ E}$ (depth)

When selecting a drawer cabinet, the first thing that needs to be determined is the size of the base surface. There are 11 base surfaces, 2 depths and up to 7 widths to choose from.

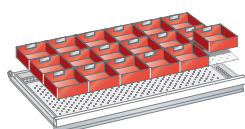


D  **27 E**





D  **36 E**


The selected base area defines the usable area of the drawers. For each of these both millimetre measurements and Lista Units (E's) are given. Thanks to our universal measurement system the partition material can also be used across the entire Lista range using the Lista scale.



Depth 27 E				
Listra Units	18 x 27 E	27 x 27 E	36 x 27 E	54 x 27 E



Cabinet base area






W 	x	D 	411 x 572 mm	564 x 572 mm	717 x 572 mm	1023 x 572 mm
--	----------	--	--------------	--------------	--------------	---------------

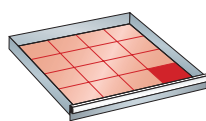
H 	Housing height mm	Clear height mm				
283	200	200	-	-		
383	300	300	-	-		
533	450	450	-	-		
650	550	550	-	-		
700	600	600	600	600		
800	-	700	-	-		
850	750	750	750	750		
1000	900	900	900	900		
1150	-	-	-	-		
1325	-	-	-	-		
1450	-	-	1350	1350		
1625	-	-	-	-		

54 E = **918 mm**
27 E = **459 mm**
Drawer usable area


Drawer usable area

W 	x	D 	306 x 459 mm	459 x 459 mm	612 x 459 mm	918 x 459 mm
--	----------	--	--------------	--------------	--------------	--------------

H 	Clear height mm				
50	32,5	75	75	75	75
75	57,5	75	75 / 200	75 / 200	75 / 200
100	82,5	75	75 / 200	75 / 200	75 / 200
125	107,5	-	75 / 200	75 / 200	75 / 200
150	132,5	75	75 / 200	75 / 200	75 / 200
200	182,5	75	75 / 200	75 / 200	75 / 200
250	232,5	-	75 / 200	75 / 200	200
300	282,5	75	75 / 200	75 / 200	200



Example 2:
Cabinet base area
717 x 725 mm:
 $4 \times 9 \text{ E} = 36 \text{ E}$ (width)
 $4 \times 9 \text{ E} = 36 \text{ E}$ (depth)



Depth 36 E

18 x 36 E 27 x 36 E 36 x 36 E 45 x 36 E 54 x 36 E 64 x 36 E 78 x 36 E

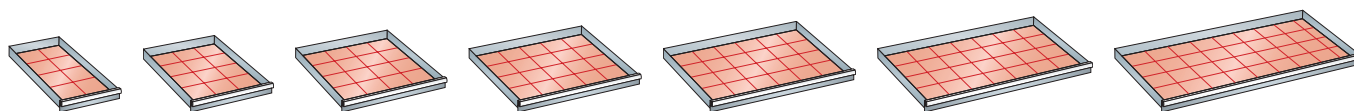


411 x 725 mm 564 x 725 mm 717 x 725 mm 870 x 725 mm 1023 x 725 mm 1193 x 725 mm 1431 x 725 mm

Clear height
mm

	411 x 725 mm	564 x 725 mm	717 x 725 mm	870 x 725 mm	1023 x 725 mm	1193 x 725 mm	1431 x 725 mm
200	200	-	-	-	-	-	-
300	300	-	-	-	-	-	-
450	450	-	-	-	-	-	-
550	550	-	-	-	-	-	-
600	600	600	600	600	600	600	600
-	700	700	-	-	-	-	-
750	750	750	750	750	750	750	750
900	900	900	900	900	900	900	900
-	-	1050	-	-	-	-	-
-	-	1225	-	-	1225	1225	1225
-	-	1350	1350	1350	1350	1350	1350
-	-	1525	-	-	-	-	-

36 E = 612 mm
36 E = 612 mm
Drawer usable area




306 x 612 mm 459 x 612 mm 612 x 612 mm 765 x 612 mm 918 x 612 mm 1088 x 612 mm 1326 x 612 mm

	kg	kg	kg	kg	kg	kg	kg
75	75	75	75	75	75	-	-
75	75/200	75/200	75/200	75/200	75/200	75/200	75/200
75	75/200	75/200	75/200	75/200	75/200	75/200	75/200
-	75/200	75/200	75/200	75/200	75/200	200	200
75	75/200	75/200	75/200	75/200	75/200	200	200
75	75/200	75/200	75/200	75/200	75/200	200	200
-	75/200	75/200	200	200	200	200	200
75	75/200	75/200	200	200	200	200	200

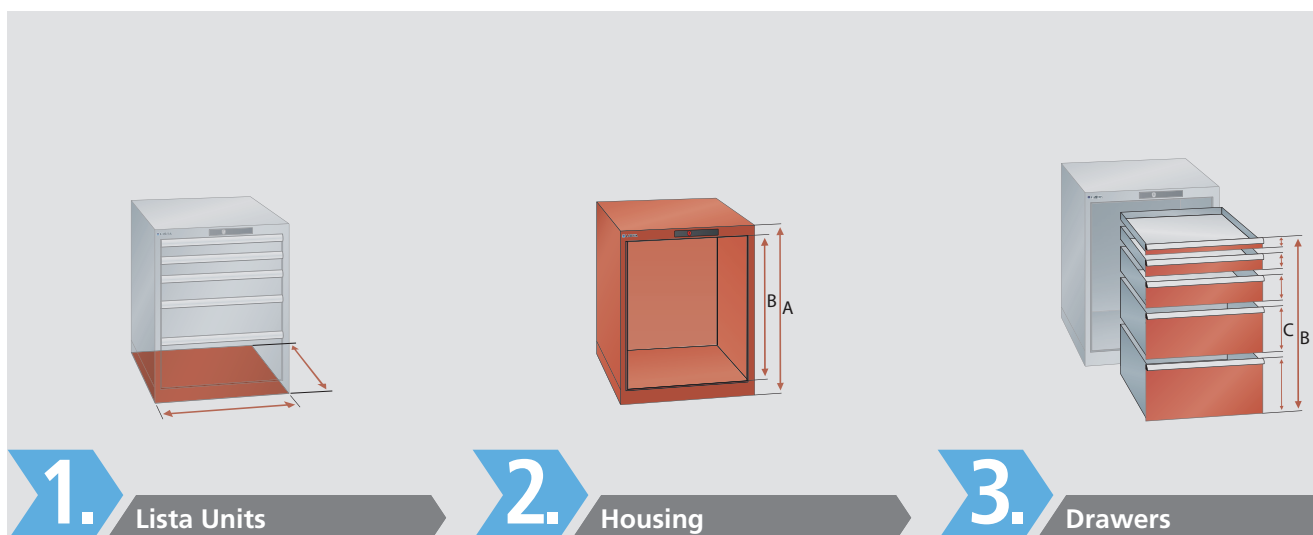
Simply select:

A) Order preconfigured models



Or:

B) Configure and order cabinets individually



First select the cabinet base area (e.g. 717 x 572 mm = 36 x 27 E or 717 x 725 mm = 36 x 36 E). The List Unit E x E shows which drawers and which partition material fit in which housings.

After selecting the base area, specify your housing. For each base outline various different heights of housing are available. The choice of housing always includes the choice of the preferred locking system and the colour.

Now define the height of the front, the load-bearing capacity and the colour of the drawers. The sum of the drawer front heights (C) must match the clear height (B) (see diagram). Please also select the type of safety catch that you want.

Order preconfigured models >



5.

Partition material

Order

Order individually >



4.

Accessories



5.

Partition material

Order

The drawer cabinet can be combined with hinged doors, adjustable shelves and pull-out shelves. In addition, further drawer accessories are available (cover, base, castors and push handle for mobile cabinets). The mobile cabinets must include drawer safety catches and a push handle.

The partition material for drawers is usually ordered as a set. Lista offers you a wide range of these. Please note that the partition material must match the height of the drawer and the usable area.

Drawer cabinets 75

Ordering made easy:



The pre-configured ready-to-order articles are:

Cabinet housings with a locking system,
drawers and cabinet accessories

To be selected:

5. Partition material

Lista Units

18 x 27 E

27 x 27 E

36 x 27 E

54 x 27 E

Pre-configured cabinets with drawers



Made from the highest quality sheet steel, and with drawer heights from 50 to 300mm, the drawer housing can bear a total load of up to 4000 kg, provided the load is evenly distributed. Lista cabinets are fully modular and can be used on their own next to a workstation, combined with a workbench, stacked or as a mobile cabinet on castors.



Art. no. **78.414.521**
Housing: Metallic grey, NCS S 6502-B
Fronts: Light grey RAL 7035
(excl. partition material)

Pre-configured cabinets available in 7 different heights

Further individual configurations are possible (see individual parts from page 38).

@ Lista online

The entire Lista range offers countless solutions for your specific needs. Online Compendium 2, the Lista Configurer and Lista Script can be found here:

www.lista.com



Colours

Cabinets available in 12 standard colours, 6 colour combinations and 12 additional colours (with surcharge). When ordering, please use the desired three-digit colour code (instead of XXX). Custom colours on request.



 **For colour information
see fold-out**



H ↑

283

383

533

700

723

840

890

mm



18 x 36 E | 27 x 36 E | 36 x 36 E | 45 x 36 E | 54 x 36 E | 64 x 36 E | 78 x 36 E

W → **411 mm**

D ↗ **572 mm**

 306 x 459 mm

H ↑ **283 mm** Clear height 200 mm




2 drawers
50 mm
150 mm

kg		Art. no.	
75	Key Lock	78.400.XXX	
75	Code Lock	78.401.XXX	



2 drawers
100 mm
100 mm


kg		Art. no.	
75	Key Lock	78.402.XXX	
75	Code Lock	78.403.XXX	



3 drawers
50 mm
75 mm
75 mm

kg		Art. no.	
75	Key Lock	78.404.XXX	
75	Code Lock	78.405.XXX	

H ↑ **383 mm** Clear height 300 mm



3 drawers
50 mm
100 mm
150 mm

kg		Art. no.	
75	Key Lock	78.406.XXX	
75	Code Lock	78.407.XXX	



3 drawers
75 mm
75 mm
150 mm

kg		Art. no.	
75	Key Lock	78.408.XXX	
75	Code Lock	78.409.XXX	



4 drawers
50 mm
75 mm
75 mm
100 mm

kg		Art. no.	
75	Key Lock	78.410.XXX	
75	Code Lock	78.411.XXX	

H ↑ **533 mm** Clear height 450 mm



3 drawers
100 mm
150 mm
200 mm

kg		Art. no.	
75	Key Lock	78.412.XXX	
75	Code Lock	78.413.XXX	



4 drawers
50 mm
100 mm
150 mm
150 mm

kg		Art. no.	
75	Key Lock	78.414.XXX	
75	Code Lock	78.415.XXX	



5 drawers
50 mm
50 mm
100 mm
100 mm
150 mm

kg		Art. no.	
75	Key Lock	78.416.XXX	
75	Code Lock	78.417.XXX	



Ordering step 5.: suitable
partition material see page 706 ff




Preconfigured cabinets

Stationary and mobile versions

H  **700 mm** Clear height **600 mm**






3 drawers
100 mm
200 mm
300 mm

		Art. no. 	
75	Key Lock	78.418.XXX	
75	Code Lock	78.419.XXX	






5 drawers
75 mm
75 mm
150 mm
150 mm
150 mm

		Art. no. 	
75	Key Lock	78.420.XXX	
75	Code Lock	78.421.XXX	



2 drawers
50 mm
100 mm
1 door 450 mm, on right
1 pull-out shelf

		Art. no. 	
75	Key Lock	78.422.XXX	



Art. no. **78.422.522**
Housing: Ruby red, RAL 3003.
Fronts: Metallic grey NCS S 6502-B

Tip



Equipped with drawers and doors

Drawer cabinets can optionally be fitted with drawers and a door. Because of the inset door, special pull-out shelves are used. As standard the two locks will lock separately. Simultaneous locking or locking using a Code Lock are possible on request (Code Lock not possible for doors).

Colours

Cabinets available in 12 standard colours, 6 colour combinations and 12 additional colours (with surcharge). When ordering, please use the desired three-digit colour code (instead of XXX). Custom colours on request.



 **For colour information**
see fold-out



18 x 36 E | 27 x 36 E | 36 x 36 E | 45 x 36 E | 54 x 36 E | 64 x 36 E | 78 x 36 E

W → **411 mm**

D ↗ **572 mm**

 **306 x 459 mm**

H ↑ **723 mm**

Clear height **450 mm**

Housing height **533 mm**



4 drawers
50 mm
100 mm
150 mm
150 mm

kg		Art. no.	
75	Key Lock	78.423.XXX	
75	Code Lock	78.424.XXX	



5 drawers
50 mm
50 mm
100 mm
100 mm
150 mm

kg		Art. no.	
75	Key Lock	78.425.XXX	
75	Code Lock	78.426.XXX	



6 drawers
50 mm
50 mm
75 mm
75 mm
150 mm
150 mm

kg		Art. no.	
75	Key Lock	78.427.XXX	
75	Code Lock	78.428.XXX	

H ↑ **890 mm**

Clear height **600 mm**

Housing height **700 mm**



5 drawers
75 mm
75 mm
150 mm
150 mm
150 mm

kg		Art. no.	
75	Key Lock	78.429.XXX	
75	Code Lock	78.430.XXX	

Equipment

All mobile drawer cabinets on this page are equipped with:

- 1 x 4-sided raised edge including ribbed mat
- 1 push bar
- 1 pair castor supports with nylon castors Ø 100 mm
- Drawer safety catch on right

Height raised edge incl. push bar	53 mm
Height pair of castor supports	137 mm
Castor load capacity	400 kg
Direction of travel	lengthwise



Art. no. **78.429.010**
Light blue, RAL 5012
(excl. partition material)




Ordering step 5.: suitable partition material see page 706 ff


2. Cabinet housing with locking systems



To have simultaneous locking of all drawers, each cabinet housing can be configured individually using the Key Lock, Code Lock, Remote Lock and Remote Lock Mobile systems. Different heights of drawers can be selected.



- Required for operation
- State requirements/quantities
- + Please state the existing cylinder number for a repeat orders

 For locking systems see page 24

Colours

Housing available in 12 standard colours and 12 additional colours (with surcharge). When ordering, please use the desired three-digit colour code (instead of XXX). Custom colours on request.





















 For colour information see fold-out




W  411 mm

D  572 mm



H 	mm	283		
	Clear height mm	200		
 Key Lock		Art. no. 		
Housing incl. cylinder for separate locking	  	71.059.XXX		
Housing excl. cylinder for simultaneous locking	  	71.000.XXX		
+ Cylinder 2C_____ (number according to choice)		222.383.000		
For off-the-shelf cylinders with pre-defined numbers, see below*				
Housing excl. cylinder for master key locking system	        	71.000.XXX		
+ Cylinder for master key system		222.384.000		
● Master key (registered system)		20.040.000		
 Code Lock				
Housing with electronic lock per numeric code		71.118.XXX		
 Remote Lock				
Housing with electronic remote locking		71.177.XXX		
● Basic programming key		74.093.000		
● Mains connection 230/110/12 VDC CH/EU/GB		74.094.000		
○ Hand-held radio transmitter		74.092.000		
○ Extension unit 4-pole, 1,850 mm long		74.099.000		
 Remote Lock Mobile				
Housing with electronic remote locking, includes battery and charger		-		
● Basic programming key		-		
○ Hand-held radio transmitter		-		

* Cylinder 2C with pre-defined number

 In stock	Art. no.	
Cylinder 2C 1	222.377.000	
Cylinder 2C 2	222.378.000	
Cylinder 2C 3	222.379.000	
Cylinder 2C 4	222.380.000	
Cylinder 2C 5	222.381.000	
Cylinder 2C 6	222.382.000	

18 x 36 E 27 x 36 E 36 x 36 E 45 x 36 E 54 x 36 E 64 x 36 E 78 x 36 E

Drawer
cabinets



	383	533	650	700	850	1000
	300	450	550	600	750	900
Art. no.	Art. no.	Art. no.	Art. no.	Art. no.	Art. no.	Art. no.
71.060.XXX	71.061.XXX	71.062.XXX	71.063.XXX	71.401.XXX	71.064.XXX	
71.001.XXX	71.002.XXX	71.003.XXX	71.004.XXX	71.400.XXX	71.005.XXX	
222.383.000	222.383.000	222.383.000	222.383.000	222.383.000	222.383.000	222.383.000
71.001.XXX	71.002.XXX	71.003.XXX	71.004.XXX	71.400.XXX	71.005.XXX	
222.384.000	222.384.000	222.384.000	222.384.000	222.384.000	222.384.000	222.384.000
20.040.000	20.040.000	20.040.000	20.040.000	20.040.000	20.040.000	20.040.000
71.119.XXX	71.120.XXX	71.121.XXX	71.122.XXX	71.402.XXX	71.123.XXX	
71.178.XXX	71.179.XXX	71.180.XXX	71.181.XXX	71.403.XXX	71.182.XXX	
74.093.000	74.093.000	74.093.000	74.093.000	74.093.000	74.093.000	74.093.000
74.094.000	74.094.000	74.094.000	74.094.000	74.094.000	74.094.000	74.094.000
74.092.000	74.092.000	74.092.000	74.092.000	74.092.000	74.092.000	74.092.000
74.099.000	74.099.000	74.099.000	74.099.000	74.099.000	74.099.000	74.099.000
-	71.236.XXX	71.237.XXX	71.238.XXX	71.404.XXX	71.239.XXX	
-	74.093.000	74.093.000	74.093.000	74.093.000	74.093.000	74.093.000
-	74.092.000	74.092.000	74.092.000	74.092.000	74.092.000	74.092.000

i Tipp

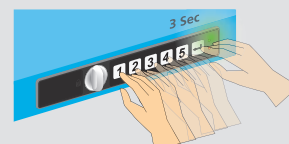
Code Lock programming

Each Lista Product that includes a Code Lock locking system, is pre-configured with the code 1 2 3 4 5 (Enter symbol) and so is instantly ready to use. When first commissioned this code needs to be re-programmed to a personalised master code.

1. Enter the works code 1 2 3 4 5 (Enter and confirm)
2. Access to release lock active for 3 seconds (green light)
3. Turn knob to horizontal position
4. Press program key for 1 second, program/delete key is active for 20 seconds (red light)

! ATTENTION: new locking systems!
Find out more at www.lista.com/locks


5. Enter a 6-digit code and confirm, test it with the drawer still open
6. Write down the code in the instruction manual







3. Drawers, pull-out and adjustable shelves and hinged doors

Drawers

Thanks to the multiplicity of available drawer specifications, every cabinet housing can be optimally configured for the items it will store. The 25 mm steps in the vertical supports in the cabinet housings match the different drawer front heights. This means that drawers with very different front heights can be built into the same cabinet housing in any sequence. The drawer walls are all equipped internally with a series of slots in Units (E's) of 17 mm, which means each can be sub-divided as required.




H  mm	50*	75	
Usable height mm	32,5	57,5	
Side/back height mm	28,5	49	
 Load capacity 75	Art. no. 	Art. no. 	
Standard	72.000.XXX	72.001.XXX	
Safety catch on right**	72.110.XXX	72.111.XXX	
Safety catch on right and left	72.220.XXX	72.221.XXX	
Double safety catch	72.330.XXX	72.331.XXX	

* Drawers with 50 mm front height must be positioned at the top.

** Required for mobile model.

Interior hinged doors for pull-out and adjustable shelves

Made from sheet steel as a front closing option for the pull-out and adjustable shelves which are built into the housing beneath the drawers. The total of the hinged doors front height and the drawers' front heights must equal the clear height of the cabinet housing.

Specification	Height mm	Lock	Art. no. 	
mounted on the right	450	no cylinder	74.110.XXX	
mounted on the right	600	no cylinder	74.111.XXX	
mounted on the left	450	no cylinder	74.122.XXX	
mounted on the left	600	no cylinder	74.123.XXX	
+ separately lockable cylinder*			222.376.000	

* For further cylinders (simultaneous locking/master key locking) see pages 38/39 "Cabinet housing with systems".

Drawer safety catches

Standard

Standard configuration including single-drawer blocking system.

Safety catch on right

This is the minimum requirement for mobile drawer cabinets. One-sided drawer safety catch on the right can be released with one hand and prevents accidental opening of the drawer if the cabinet is unlocked.

Safety catch on right and left

Increased safety for applications in mobile configurations. The drawer safety catches positioned on both sides are operated with both hands, left and right.

Double safety catch

Has all the same features as the single safety catches on right and left but can be operated with one hand.



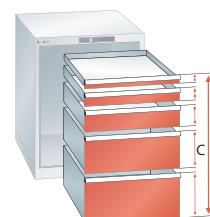

Colours

Fronts available in 12 standard colours and 12 additional colours (with surcharge). When ordering, please use the desired three-digit colour code (instead of XXX). Custom colours on request.

 For colour information see fold-out


18 x 36 E 27 x 36 E 36 x 36 E 45 x 36 E 54 x 36 E 64 x 36 E 78 x 36 E

 306 x 459 mm



Ordering tips

When selecting drawers, the clear height of the cabinet housing defines the maximum size. The sum of the drawer front heights (C) must match the clear height (B) (see diagram). For filling and loading up the drawers and drawer cabinets please follow the installation manual and the loading rules. Drawer load capacity applies to an evenly distributed load.



Pull-out and adjustable shelves for interior doors

Made from sheet steel, dove grey NCS S 4502-B. Load capacity pull-out shelves 75 kg, adjustable shelves 200 kg. Thanks to the 25 mm increments in the vertical supports in the cabinet housings different shelves can be built into the same housing in any sequence.

Specification	Usable width mm	Usable depth mm	Build-in height mm	Art. no.	
Adjustable shelf	350	465	75	74.005.000	
Pull-out shelf	281	459	100	74.004.000	

@ Lista online

The entire Lista range offers countless solutions for your specific needs. Online Compendium 2, the Lista Configurer and Lista Script can be found here:

www.lista.com



✓ ✓ 3. 4. 5.

➤ For other cabinet accessories, see page 66 onwards

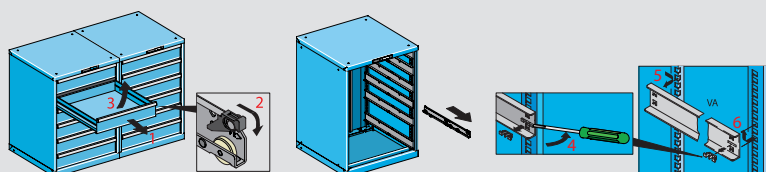
➤ For partition material and labelling system see page 706 ff

i Tip

Changing the pull-out runner.

As different sizes of drawers have different classes of load capacity, when replacing drawers the pull-out runners must also be replaced and purchased as needed.

1. Pull out drawers
2. Pull safety catch forwards and tip downwards
3. Pull out drawer and remove central rail
4. Remove corner rail catch using a screwdriver
5. Pull corner rail upwards and remove
6. Insert and secure new rails



Drawer cabinets 75

Ordering made easy:



Pre-configured ready to order articles are:
cabinet housing with locking system,
drawers and cabinet accessories

To be selected:

5. Partition material

Lista Units

18 x 27 E

27 x 27 E

36 x 27 E

54 x 27 E

Pre-configured cabinets with drawers



Made from the highest quality sheet steel, and with drawer heights from 50 to 300mm, the drawer housing can bear a total load of up to 4000 kg, provided the load is evenly distributed. Lista cabinets are fully modular and can be used on their own next to a workstation, combined with a workbench, stacked or as a mobile cabinet on castors.



Art. no. **78.475.070**
Ruby red, RAL 3003.
(excl. partition material)



Colours

Cabinets available in 12 standard colours, 6 colour combinations and 12 additional colours (with surcharge). When ordering, please use the desired three-digit colour code (instead of XXX). Custom colours on request.

 For colour information
see fold-out

Pre-configured cabinets available in 9 different heights

Further individual configurations are possible (see individual parts from page 46).



H ↑	283	383	533	700	800	850	723 / 840 / 890	mm
-----	-----	-----	-----	-----	-----	-----	-----------------	----



18 x 36 E | 27 x 36 E | 36 x 36 E | 45 x 36 E | 54 x 36 E | 64 x 36 E | 78 x 36 E

W → **564 mm**

D ↗ **572 mm**

 459 x 459 mm

H ↑ **283 mm** Clear height 200 mm



2 drawers
50 mm
150 mm



2 drawers
100 mm
100 mm



3 drawers
50 mm
50 mm
100 mm

kg		Art. no.	
75	Key Lock	78.461.XXX	
75	Code Lock	78.462.XXX	

kg		Art. no.	
75	Key Lock	78.463.XXX	
75	Code Lock	78.464.XXX	

kg		Art. no.	
75	Key Lock	78.465.XXX	
75	Code Lock	78.466.XXX	

H ↑ **383 mm** Clear height 300 mm



2 drawers
100 mm
200 mm



3 drawers
50 mm
100 mm
150 mm



4 drawers
50 mm
75 mm
75 mm
100 mm

kg		Art. no.	
75	Key Lock	78.467.XXX	
75	Code Lock	78.468.XXX	

kg		Art. no.	
75	Key Lock	78.469.XXX	
75	Code Lock	78.470.XXX	

kg		Art. no.	
75	Key Lock	78.471.XXX	
75	Code Lock	78.472.XXX	

H ↑ **533 mm** Clear height 450 mm



4 drawers
50 mm
75 mm
125 mm
200 mm



5 drawers
50 mm
75 mm
75 mm
100 mm
150 mm



6 drawers
50 mm
50 mm
75 mm
75 mm
100 mm
100 mm

kg		Art. no.	
75	Key Lock	78.473.XXX	
75	Code Lock	78.474.XXX	

kg		Art. no.	
75	Key Lock	78.475.XXX	
75	Code Lock	78.476.XXX	

kg		Art. no.	
75	Key Lock	78.477.XXX	
75	Code Lock	78.478.XXX	



Ordering step 5.: suitable
partition material see page 706 ff



Preconfigured cabinets Stationary and mobile versions

H ↑ 700 mm Clear height 600 mm



5 drawers
75 mm
75 mm
100 mm
150 mm
200 mm

kg	Lock	Art. no.	
75	Key Lock	78.484.XXX	
75	Code Lock	78.485.XXX	

H ↑ 850 mm Clear height 750 mm



4 drawers
100 mm
150 mm
200 mm
300 mm

kg	Lock	Art. no.	
75	Key Lock	79.380.XXX	
75	Code Lock	79.381.XXX	



5 drawers
100 mm
150 mm
150 mm
150 mm
200 mm

kg	Lock	Art. no.	
75	Key Lock	14.256.XXX	
75	Code Lock	78.100.XXX	



6 drawers
50 mm
75 mm
75 mm
100 mm
100 mm
200 mm

kg	Lock	Art. no.	
75	Key Lock	78.486.XXX	
75	Code Lock	78.487.XXX	



5 drawers
100 mm
100 mm
150 mm
200 mm
200 mm

kg	Lock	Art. no.	
75	Key Lock	78.884.XXX	
75	Code Lock	78.952.XXX	



6 drawers
75 mm
75 mm
100 mm
100 mm
200 mm
200 mm

kg	Lock	Art. no.	
75	Key Lock	14.258.XXX	
75	Code Lock	78.106.XXX	

H ↑ 800 mm Clear height 700 mm



4 drawers
100 mm
100 mm
200 mm
300 mm

kg	Lock	Art. no.	
75	Key Lock	78.289.XXX	
75	Code Lock	78.288.XXX	



6 drawers
50 mm
100 mm
100 mm
150 mm
150 mm
200 mm

kg	Lock	Art. no.	
75	Key Lock	78.953.XXX	
75	Code Lock	78.954.XXX	



7 drawers
75 mm
75 mm
100 mm
100 mm
100 mm
150 mm
150 mm

kg	Lock	Art. no.	
75	Key Lock	14.252.XXX	
75	Code Lock	78.108.XXX	



5 drawers
50 mm
100 mm
100 mm
150 mm
300 mm

kg	Lock	Art. no.	
75	Key Lock	78.882.XXX	
75	Code Lock	78.883.XXX	



8 drawers
50 mm
75 mm
75 mm
100 mm
100 mm
100 mm
100 mm
150 mm

kg	Lock	Art. no.	
75	Key Lock	14.250.XXX	
75	Code Lock	78.110.XXX	

18 x 36 E	27 x 36 E	36 x 36 E	45 x 36 E	54 x 36 E	64 x 36 E	78 x 36 E
-----------	-----------	-----------	-----------	-----------	-----------	-----------

W → 564 mm

D ↗ 572 mm

 459 x 459 mm

Drawer
cabinets

H ↑ 723 mm

Clear height 450 mm

Housing height 533 mm



kg	Lock	Art. no.	
75	Key Lock	78.489.XXX	
75	Code Lock	78.490.XXX	



kg	Lock	Art. no.	
75	Key Lock	78.491.XXX	
75	Code Lock	78.492.XXX	

H ↑ 840 mm

Clear height 550 mm

Housing height 650 mm



kg	Lock	Art. no.	
75	Key Lock	78.493.XXX	
75	Code Lock	78.494.XXX	

H ↑ 890 mm

Clear height 600 mm

Housing height 700 mm



kg	Lock	Art. no.	
75	Key Lock	14.249.XXX	
75	Code Lock	78.112.XXX	



kg	Lock	Art. no.	
75	Key Lock	14.247.XXX	
75	Code Lock	78.113.XXX	



kg	Lock	Art. no.	
75	Key Lock	14.245.XXX	
75	Code Lock	78.114.XXX	

Equipment

All mobile drawer cabinets on this page
are equipped with:

- 1 x 4-sided raised edge including ribbed mat
- 1 push bar
- 1 pair castor supports with nylon castors Ø 100 mm
- Drawer safety catch on right

Height raised edge incl. push bar	53 mm
Height pair of castor supports	137 mm
Castor load capacity	400 kg
Direction of travel	lengthwise

@ Lista online

The entire Lista range offers countless solutions
for your specific needs. Online Compendium 2, the
Lista Configurer and Lista Script can be found here:
www.lista.com



Art. no. **14.245.070**
Ruby red, RAL 3003
(excl. partition material)

2 Cabinet housing with locking systems

B → 564 mm

T ↗ 572 mm





To have simultaneous locking of all drawers, each cabinet housing can be configured individually using the Key Lock, Code Lock, Remote Lock and Remote Lock Mobile systems. Different heights of drawers can be selected.




- Required for operation
- State requirements/quantities

+ Please state the existing cylinder number for a repeat orders



H ↑	mm	283	383		
	Clear height mm	200	300		
	Key Lock	Art. no. 	Art. no. 		
	Housing incl. cylinder for separate locking	71.070.XXX	71.071.XXX		
	Housing excl. cylinder for simultaneous locking	71.011.XXX	71.012.XXX		
+	Cylinder 2C____ (number according to choice)	222.383.000	222.383.000		
For off-the-shelf cylinders with pre-defined numbers, see below*					
	Housing excl. cylinder for master key locking system	71.011.XXX	71.012.XXX		
+	Cylinder for master key system	222.384.000	222.384.000		
●	Master key (registered system)	20.040.000	20.040.000		
	Code Lock				
	Housing with electronic lock per number code	71.129.XXX	71.130.XXX		
	Remote Lock				
	Housing with electronic remote locking	71.188.XXX	71.189.XXX		
●	Basic programming key	74.093.000	74.093.000		
●	Mains connection 230/110/12 VDC CH/EU/GB	74.094.000	74.094.000		
○	Hand-held radio transmitter	74.092.000	74.092.000		
○	Extension unit 4-pole, 1,850 mm long	74.099.000	74.099.000		
	Remote Lock Mobile				
	Housing with electronic remote locking, includes battery and charger	-	-		
●	Basic programming key	-	-		
○	Hand-held radio transmitter	-	-		

* Cylinder 2C with pre-defined number

	In stock	Art. no.	
	Cylinder 2C 1	222.377.000	
	Cylinder 2C 2	222.378.000	
	Cylinder 2C 3	222.379.000	
	Cylinder 2C 4	222.380.000	
	Cylinder 2C 5	222.381.000	
	Cylinder 2C 6	222.382.000	

➤ For locking systems see page 24

18 x 36 E 27 x 36 E 36 x 36 E 45 x 36 E 54 x 36 E 64 x 36 E 78 x 36 E



Drawer
cabinets

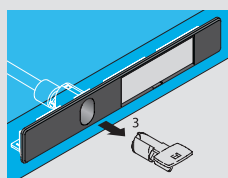
	533	650	700	800	850	1000
	450	550	600	700	750	900
Art. no.		Art. no.	Art. no.	Art. no.	Art. no.	Art. no.
71.072.XXX		71.073.XXX	71.074.XXX	71.075.XXX	71.076.XXX	71.077.XXX
71.013.XXX		71.014.XXX	71.015.XXX	71.016.XXX	71.017.XXX	71.018.XXX
222.383.000		222.383.000	222.383.000	222.383.000	222.383.000	222.383.000
71.013.XXX		71.014.XXX	71.015.XXX	71.016.XXX	71.017.XXX	71.018.XXX
222.384.000		222.384.000	222.384.000	222.384.000	222.384.000	222.384.000
20.040.000		20.040.000	20.040.000	20.040.000	20.040.000	20.040.000
71.131.XXX		71.132.XXX	71.133.XXX	71.134.XXX	71.135.XXX	71.136.XXX
71.190.XXX		71.191.XXX	71.192.XXX	71.193.XXX	71.194.XXX	71.195.XXX
74.093.000		74.093.000	74.093.000	74.093.000	74.093.000	74.093.000
74.094.000		74.094.000	74.094.000	74.094.000	74.094.000	74.094.000
74.092.000		74.092.000	74.092.000	74.092.000	74.092.000	74.092.000
74.099.000		74.099.000	74.099.000	74.099.000	74.099.000	74.099.000
71.243.XXX		71.244.XXX	71.245.XXX	71.246.XXX	71.247.XXX	71.248.XXX
74.093.000		74.093.000	74.093.000	74.093.000	74.093.000	74.093.000
74.092.000		74.092.000	74.092.000	74.092.000	74.092.000	74.092.000

i Tip

Adapting the locks (Key Lock)

All separately locking cabinets can be converted retrospectively to attach them to a central locking system. All that is needed for this is the number of the master key.

1. Order the new cylinder from Lista (quote the key number)
2. Use the removal tool to take out the existing cylinder
3. Insert the new cylinder
4. Central locking system has now been extended



Removal tool

Art. no. 222.396.000

Colours

Housing available in 12 standard colours and 12 additional colours (with surcharge). When ordering, please use the desired three-digit colour code (instead of XXX). Custom colours on request.



» For colour information
see fold-out

3. Drawers, pull-out and adjustable drawers and hinged doors

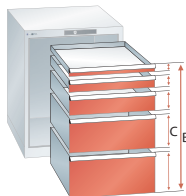
Drawers

Thanks to the multiplicity of available drawer specifications, every cabinet housing can be optimally configured for the items it will store. The 25 mm steps in the vertical supports in the cabinet housings match the different drawer front heights. This means that drawers with very different front heights can be built into the same cabinet housing in any sequence. The drawer walls are all equipped internally with a series of slots in Units (E's) of 17 mm, which means each can be sub-divided as required.



Ordering tips

When selecting drawers, the clear height of the cabinet housing defines the maximum size. The sum of the drawer front heights (C) must match the clear height (B) (see diagram). For filling and loading up the drawers and drawer cabinets please follow the installation manual and the loading rules. Drawer load capacity applies to an evenly distributed load.



Drawer safety catches

Standard

Standard configuration including single-drawer blocking system.

Safety catch on right

This is the minimum requirement for mobile drawer cabinets. One-sided drawer safety catch on the right can be released with one hand and prevents accidental opening of the drawer if the cabinet is unlocked.

Safety catch on right and left

Increased safety for applications in mobile configurations. The drawer safety catches positioned on both sides are operated with both hands, left and right.



Double safety catch







Has all the same features as the single safety catches on right and left but can be operated with one hand.

Lilo locking device

The Lilo security (Lock-in – Lock-out) fixes the drawer by means of an external lever in either an open or closed position.

Available from drawer load capacities of 200 kg.



H  mm	50*	75	
Usable height mm	32,5	57,5	
Side/back height mm	28,5	49	
 Load capacity 75	Art. no. 	Art. no. 	
Standard	72.012.XXX	72.013.XXX	
Safety catch on right**	72.122.XXX	72.123.XXX	
Safety catch on right and left	72.232.XXX	72.233.XXX	
Double safety catch	72.342.XXX	72.343.XXX	
 Load capacity 200		Art.-Nr. 	
Standard	-	72.014.XXX	
Safety catch on right**	-	72.124.XXX	
Safety catch on right and left	-	72.234.XXX	
Double safety catch	-	72.344.XXX	
Lilo locking device	-	72.440.XXX	

* Drawers with 50 mm front height must be positioned at the top.


** Required for mobile model.

i Tip

The practical anti-slide mat

When pulling out a drawer sensitive stored items can often roll around in an uncontrolled way. This can be prevented quite simply by inserting the anti-slide mat. The anti-slide mat can still be used under slotted and other dividers. Suitable for any size of drawer it is very flexible to use.





 For other cabinet accessories, see page 66 onwards















 For partition material and labelling system see page 706 ff

18 x 36 E 27 x 36 E 36 x 36 E 45 x 36 E 54 x 36 E 64 x 36 E 78 x 36 E

 459 x 459 mm




Drawer
cabinets

	100	125	150	200	250	300
	82,5	107,5	132,5	182,5	232,5	282,5
	76	76	126	176	226	276
Art. no. 	Art. no. 	Art. no. 	Art. no. 	Art. no. 	Art. no. 	Art. no. 
72.015.XXX	72.017.XXX	72.019.XXX	72.021.XXX	72.023.XXX	72.025.XXX	
72.125.XXX	72.127.XXX	72.129.XXX	72.131.XXX	72.133.XXX	72.135.XXX	
72.235.XXX	72.237.XXX	72.239.XXX	72.241.XXX	72.243.XXX	72.245.XXX	
72.345.XXX	72.347.XXX	72.349.XXX	72.351.XXX	72.353.XXX	72.355.XXX	
Art.-Nr. 	Art.-Nr. 	Art.-Nr. 	Art.-Nr. 	Art.-Nr. 	Art.-Nr. 	Art.-Nr. 
72.016.XXX	72.018.XXX	72.020.XXX	72.022.XXX	72.024.XXX	72.026.XXX	
72.126.XXX	72.128.XXX	72.130.XXX	72.132.XXX	72.134.XXX	72.136.XXX	
72.236.XXX	72.238.XXX	72.240.XXX	72.242.XXX	72.244.XXX	72.246.XXX	
72.346.XXX	72.348.XXX	72.350.XXX	72.352.XXX	72.354.XXX	72.356.XXX	
72.441.XXX	72.442.XXX	72.443.XXX	72.444.XXX	72.445.XXX	72.446.XXX	

Interior hinged doors for pull-out and adjustable shelves

Made from sheet steel as a front closing option for the pull-out and adjustable shelves which are built in to the housing beneath the drawers. The total of the hinged doors front height and the drawers' front heights must equal the clear height of the cabinet housing.

Specification	Height mm	Lock	Art. no. 
Mounted on the right	450	no cylinder	74.112.XXX
Mounted on the right	600	no cylinder	74.113.XXX
Mounted on the left	450	no cylinder	74.126.XXX
Mounted on the left	600	no cylinder	74.127.XXX
+ Separately lockable cylinder*			222.376.000

* For further cylinders (simultaneous locking/master key locking) see pages 46/47 "Cabinet housing with systems".



Pull-out and adjustable shelves for interior doors

Made from sheet steel, dove grey NCS S 4502-B. Load capacity pull-out shelves 75 kg, adjustable shelves 200 kg. Thanks to the 25 mm increments in the vertical supports in the cabinet housings different shelves can be built into the same housing in any sequence.

Specification	Usable width mm	Usable depth mm	Installation height mm	Art. no.
Adjustable shelf	503	465	75	74.009.000
Pull-out shelf	434	459	100	74.008.000



Drawer cabinets 75/200

Ordering made easy:



Pre-configured ready to order articles are:
cabinet housing with locking system,
drawers and cabinet accessories

To be selected:

5. Partition material

Lista Units

18 x 27 E

27 x 27 E

36 x 27 E

54 x 27 E

Pre-configured cabinets with drawers



Made from the highest quality sheet steel, and with drawer heights from 50 to 300mm, the drawer housing can bear a total load of up to 4000 kg, provided the load is evenly distributed. Lista cabinets are fully modular and can be used on their own next to a workstation, combined with a workbench, stacked or as a mobile cabinet on castors.



Art. no. **78.557.521**
Housing: Metallic grey, NCS S 6502-B
Fronts: Light grey, RAL 7035
(excl. partition material)

Pre-configured cabinets available in 6 different heights
Further individual configurations are possible (see individual parts from page 54).



H 

700

850

1000

1450

962

1112

mm


18 x 36 E | 27 x 36 E | 36 x 36 E | 45 x 36 E | 54 x 36 E | 64 x 36 E | 78 x 36 E

W → **717 mm**

D ↗ **572 mm**

 612 x 459 mm

H ↑ **700 mm** Clear height 600 mm



kg	Lock	Art. no.	
75	Key Lock	78.556.XXX	
75	Code Lock	78.557.XXX	
200	Key Lock	78.558.XXX	
200	Code Lock	78.559.XXX	

kg	Lock	Art. no.	
75	Key Lock	78.560.XXX	
75	Code Lock	78.561.XXX	
200	Key Lock	78.562.XXX	
200	Code Lock	78.563.XXX	

kg	Lock	Art. no.	
75	Key Lock	78.564.XXX	
75	Code Lock	78.565.XXX	
200	Key Lock	78.566.XXX	
200	Code Lock	78.567.XXX	

* Load capacity max. 75 kg

H ↑ **850 mm** Clear height 750 mm



kg	Lock	Art. no.	
75	Key Lock	78.568.XXX	
75	Code Lock	78.569.XXX	
200	Key Lock	78.570.XXX	
200	Code Lock	78.571.XXX	

kg	Lock	Art. no.	
75	Key Lock	78.572.XXX	
75	Code Lock	78.573.XXX	
200	Key Lock	78.574.XXX	
200	Code Lock	78.575.XXX	

kg	Lock	Art. no.	
75	Key Lock	78.576.XXX	
75	Code Lock	78.577.XXX	
200	Key Lock	78.578.XXX	
200	Code Lock	78.579.XXX	

* Load capacity max. 75 kg

Colours

Cabinets available in 12 standard colours, 6 colour combinations and 12 additional colours (with surcharge). When ordering, please use the desired three-digit colour code (instead of XXX). Custom colours on request.



➤ For colour information see fold-out



➤ Ordering step 5.: suitable partition material see page 706 ff

Drawer cabinets 75/200

Lista Units

18 x 27 E

27 x 27 E

36 x 27 E

54 x 27 E

Preconfigured cabinets

Stationary versions

W  **717 mm**

D  **572 mm**

H  **1000 mm** Clear height 900 mm



7 drawers

50 mm*
75 mm
75 mm
100 mm
100 mm
200 mm
300 mm



7 drawers

75 mm
75 mm
100 mm
150 mm
150 mm
150 mm
200 mm



8 drawers

50 mm*
75 mm
75 mm
100 mm
100 mm
100 mm
150 mm
250 mm

kg	Lock	Art. no.	
75	Key Lock	78.580.XXX	
75	Code Lock	78.581.XXX	
200	Key Lock	78.582.XXX	
200	Code Lock	78.583.XXX	

kg	Lock	Art. no.	
75	Key Lock	78.584.XXX	
75	Code Lock	78.585.XXX	
200	Key Lock	78.586.XXX	
200	Code Lock	78.587.XXX	

kg	Lock	Art. no.	
75	Key Lock	78.588.XXX	
75	Code Lock	78.589.XXX	
200	Key Lock	78.590.XXX	
200	Code Lock	78.591.XXX	

* Load capacity max. 75 kg

H  **1450 mm** Clear height 1350 mm



9 drawers

100 mm
100 mm
100 mm
150 mm
150 mm
150 mm
150 mm
150 mm
300 mm



9 drawers

150 mm
150 mm
150 mm
150 mm
150 mm
150 mm
150 mm
150 mm
150 mm



13 drawers

75 mm
75 mm
75 mm
75 mm
100 mm
100 mm
100 mm
100 mm
100 mm
100 mm
150 mm
150 mm
150 mm

kg	Lock	Art. no.	
75	Key Lock	78.592.XXX	
75	Code Lock	78.593.XXX	
200	Key Lock	78.594.XXX	
200	Code Lock	78.595.XXX	

kg	Lock	Art. no.	
75	Key Lock	78.596.XXX	
75	Code Lock	78.597.XXX	
200	Key Lock	78.598.XXX	
200	Code Lock	78.599.XXX	

kg	Lock	Art. no.	
75	Key Lock	78.600.XXX	
75	Code Lock	78.601.XXX	
200	Key Lock	78.602.XXX	
200	Code Lock	78.603.XXX	

@ Lista online

The entire Lista range offers countless solutions for your specific needs. Online Compendium 2, the Lista Configurer and Lista Script can be found here:

www.lista.com



18 x 36 E 27 x 36 E 36 x 36 E 45 x 36 E 54 x 36 E 64 x 36 E 78 x 36 E



Mobile versions

H ↑ 962 mm Clear height **600 mm**, housing height **700 mm**



5 drawers

50 mm
100 mm
100 mm
150 mm
200 mm



5 drawers

75 mm
75 mm
100 mm
100 mm
250 mm



6 drawers

75 mm
75 mm
100 mm
100 mm
100 mm
150 mm

kg	Lock	Art. no.	
75	Key Lock	78.604.XXX	
75	Code Lock	78.605.XXX	

kg	Lock	Art. no.	
75	Key Lock	78.608.XXX	
75	Code Lock	78.609.XXX	

kg	Lock	Art. no.	
75	Key Lock	78.606.XXX	
75	Code Lock	78.607.XXX	

H ↑ 1112 mm Clear height **750 mm**, housing height **850 mm**



7 drawers

50 mm
75 mm
75 mm
100 mm
100 mm
150 mm
200 mm



7 drawers

75 mm
75 mm
100 mm
100 mm
125 mm
125 mm
150 mm



8 drawers

75 mm
75 mm
75 mm
75 mm
100 mm
100 mm
100 mm
150 mm

kg	Lock	Art. no.	
75	Key Lock	78.610.XXX	
75	Code Lock	78.611.XXX	

kg	Lock	Art. no.	
75	Key Lock	78.614.XXX	
75	Code Lock	78.615.XXX	

kg	Lock	Art. no.	
75	Key Lock	78.612.XXX	
75	Code Lock	78.613.XXX	



Art. no. **78.608.030**
Reseda green, RAL 6011
(excl. partition material)

Equipment

All mobile drawer cabinets on this page are equipped with:

- 1 x 4-sided raised edge including ribbed mat
- 1 push bar
- 1 pair castor supports with rubber castors Ø 160 mm
- Drawer safety catch on right

Height raised edge incl. push bar	53 mm
Height pair of castor supports	209 mm
Castor load capacity	600 kg
Direction of travel	transverse



Ordering step 5.: suitable partition material see page 706 ff


2 Cabinet housing with locking systems



To have simultaneous locking of all drawers, each cabinet housing can be configured individually using the Key Lock, Code Lock, Remote Lock and Remote Lock Mobile systems. Different heights of drawers can be selected.



- Required for operation
- State requirements/quantities
- + Please state the existing cylinder number for a repeat orders

 For locking systems see page 24

Colours

Housing available in 12 standard colours and 12 additional colours (with surcharge). When ordering, please use the desired three-digit colour code (instead of XXX). Custom colours on request.


















 For colour information see fold-out




W  **717 mm**

D  **572 mm**



H 	mm	700	
	Clear height mm	600	
 Key Lock		Art. no. 	
Housing incl. cylinder for separate locking	  	71.086.XXX	
Housing excl. cylinder for simultaneous locking	  	71.027.XXX	
+ Cylinder 2C_____ (number according to choice)		222.383.000	
For off-the-shelf cylinders with pre-defined numbers, see below*			
Housing excl. cylinder for master key locking system	    	71.027.XXX	
+ Cylinder for master key system		222.384.000	
● Master key (registered system)		20.040.000	
 Code Lock			
Housing with electronic lock per number code		71.145.XXX	
 Remote Lock			
Housing with electronic remote locking		71.204.XXX	
● Basic programming key		74.093.000	
● Mains connection 230/110/12 VDC CH/EU/GB		74.094.000	
○ Hand-held radio transmitter		74.092.000	
○ Extension unit 4-pole, 1,850 mm long		74.099.000	
 Remote Lock Mobile			
Housing with electronic remote locking, includes battery and charger		71.255.XXX	
● Basic programming key		74.093.000	
○ Hand-held radio transmitter		74.092.000	

* Cylinder 2C with pre-defined number

 In stock	Art. no.	
Cylinder 2C 1	222.377.000	
Cylinder 2C 2	222.378.000	
Cylinder 2C 3	222.379.000	
Cylinder 2C 4	222.380.000	
Cylinder 2C 5	222.381.000	
Cylinder 2C 6	222.382.000	

18 x 36 E 27 x 36 E 36 x 36 E 45 x 36 E 54 x 36 E 64 x 36 E 78 x 36 E



	850	1000	1450
	750	900	1350
Art. no.			
71.087.XXX	71.088.XXX	71.089.XXX	
71.028.XXX	71.029.XXX	71.030.XXX	
222.383.000	222.383.000	222.383.000	

71.028.XXX	71.029.XXX	71.030.XXX	
222.384.000	222.384.000	222.384.000	
20.040.000	20.040.000	20.040.000	

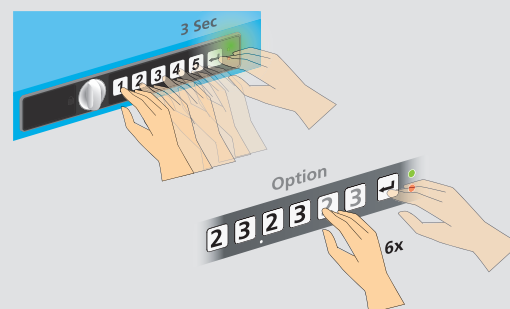
71.146.XXX	71.147.XXX	71.148.XXX	
------------	------------	------------	--

71.205.XXX	71.206.XXX	71.207.XXX	
74.093.000	74.093.000	74.093.000	
74.094.000	74.094.000	74.094.000	
74.092.000	74.092.000	74.092.000	
74.099.000	74.099.000	74.099.000	

71.256.XXX	71.257.XXX	-	
74.093.000	74.093.000	-	
74.092.000	74.092.000	-	

! ATTENTION: new locking systems!
Find out more at www.lista.com/locks

i Tip



Instantly ready to work using Code Lock

Each Lista Product that includes a Code Lock locking system is pre-configured with the code 1 2 3 4 5 (Enter symbol) and so is instantly ready to use. The Master Code which you define, also called the Master Key, must have 6 digits. After programming the Master Code up to 19 user codes (4 to 6 digits) can also be stored. If a code is entered incorrectly 6 times then the cabinet is locked for 30 seconds. Therefore the user manual with the relevant codes should never be stored in the cabinet itself! For information on the reprogramming of the codes, please refer to page 107.

@ Lista online

The entire Lista range offers countless solutions for your specific needs. Online Compendium 2, the Lista Configurator and Lista Script can be found here:

www.lista.com



Key Lock

Standard locking with central locking and cylinder locks.

! ATTENTION: new locking systems!
Find out more at www.lista.com/locks



Code Lock

Electronic locking system per number code.

! ATTENTION: new locking systems!
Find out more at www.lista.com/locks



Remote Lock/Remote Lock Mobile

Electronic locking system with hand-held radio control.

3. Drawers, pull-out and adjustable shelves and hinged doors




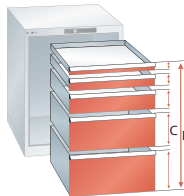
Drawers







Thanks to the multiplicity of available drawer specifications, every cabinet housing can be optimally configured for the items it will store. The 25 mm steps in the vertical supports in the cabinet housings match the different drawer front heights. This means that drawers with very different front heights can be built into the same cabinet housing in any sequence. The drawer walls are all equipped internally with a series of slots in Units (E's) of 17 mm, which means each can be sub-divided as required.



Ordering tips

When selecting drawers, the clear height of the cabinet housing defines the maximum size. The sum of the drawer front heights (C) must match the clear height (B) (see diagram). For filling and loading up the drawers and drawer cabinets please follow the installation manual and the loading rules. Drawer load capacity applies to an evenly distributed load.





H  mm	50*	75	
Usable height mm	32,5	57,5	
Side/back height mm	28,5	49	
 Load capacity 75	Art. no. 	Art. no. 	
Standard	72.042.XXX	72.043.XXX	
Safety catch on right**	72.152.XXX	72.153.XXX	
Safety catch on right and left	72.262.XXX	72.263.XXX	
Double safety catch	72.372.XXX	72.373.XXX	
 Load capacity 200		Art. no. 	
Standard	-	72.044.XXX	
Safety catch on right**	-	72.154.XXX	
Safety catch on right and left	-	72.264.XXX	
Double safety catch	-	72.374.XXX	
Lilo locking device	-	72.454.XXX	

* Drawers with 50 mm front height must be positioned at the top.

** Required for mobile model.

Pull-out shelves


Cannot be combined with interior doors. For storage of heavy items and assemblies. Variable fitting heights of 25 by 25 mm in the cabinet housing. The inserted slats enable stored items to be stored and withdrawn flush with the handle. Specification: Sheet steel. Colours: according to colour chart. Strips are made of sendzimir galvanised shaped sheet steel.

Specification		Usable width mm	Usable depth mm	Installation height mm	Art. no. 	
Pull-out shelf	75	612	459	75	79.219.XXX	
Pull-out shelf	200	612	459	75	79.223.XXX	

i Tip

Combining drawers and pull-out shelves


With drawer cabinets, it is also possible to install pull-out shelves for very tall and bulky goods. In this instance caution is required as the locking mechanism is openly accessible and the drawers located above cannot be effectively locked.

















18 x 36 E 27 x 36 E 36 x 36 E 45 x 36 E 54 x 36 E 64 x 36 E 78 x 36 E

 612 x 459 mm


Drawer
cabinets



	100	125	150	200	250	300
	82,5	107,5	132,5	182,5	232,5	282,5
	76	76	126	176	226	276
Art. no. 	Art. no. 	Art. no. 	Art. no. 	Art. no. 	Art. no. 	Art. no. 
72.045.XXX	72.047.XXX	72.049.XXX	72.051.XXX	72.053.XXX	72.055.XXX	
72.155.XXX	72.157.XXX	72.159.XXX	72.161.XXX	72.163.XXX	72.165.XXX	
72.265.XXX	72.267.XXX	72.269.XXX	72.271.XXX	72.273.XXX	72.275.XXX	
72.375.XXX	72.377.XXX	72.379.XXX	72.381.XXX	72.383.XXX	72.385.XXX	
Art. no. 	Art. no. 	Art. no. 	Art. no. 	Art. no. 	Art. no. 	Art. no. 
72.046.XXX	72.048.XXX	72.050.XXX	72.052.XXX	72.054.XXX	72.056.XXX	
72.156.XXX	72.158.XXX	72.160.XXX	72.162.XXX	72.164.XXX	72.166.XXX	
72.266.XXX	72.268.XXX	72.270.XXX	72.272.XXX	72.274.XXX	72.276.XXX	
72.376.XXX	72.378.XXX	72.380.XXX	72.382.XXX	72.384.XXX	72.386.XXX	
72.455.XXX	72.456.XXX	72.457.XXX	72.458.XXX	72.459.XXX	72.460.XXX	

Interior hinged doors for adjustable shelves

Made from sheet steel as a front closing option for the adjustable shelves which are built into the housing beneath the drawers. The total of the hinged doors' front height and the drawers' front heights must equal the clear height of the cabinet housing.


Specification	Height mm	Lock	Art. no. 
mounted on the right	450	no cylinder	74.128.XXX
mounted on the right	600	no cylinder	74.129.XXX
mounted on the left	450	no cylinder	74.130.XXX
mounted on the left	600	no cylinder	74.131.XXX
+ Separately lockable cylinder*			222.376.000


* For further cylinders (simultaneous locking/master key locking) see pages 56/57 "Cabinet housing with systems".

Adjustable shelves for interior doors

Made from sheet steel, Dove grey NCS S 4502-B. Load capacity 200 kg. Thanks to the 25 mm increments in the vertical supports in the cabinet housings, different shelves can be built into the same housing in any sequence.

Specification	Usable width mm	Usable depth mm	Installation height mm	Art. no.
Adjustable shelf	656	465	75	74.105.000

 For partition material and labelling system see page 706 ff

 For drawer safety catches, see page 25



  3. 4. 5.

 For other cabinet accessories, see page 66 onwards

Drawer cabinets 75/200

Ordering made easy:



Pre-configured ready to order articles are:
cabinet housing with locking system,
drawers and cabinet accessories

To be selected:

5. Partition material

Lista Units

18 x 27 E

27 x 27 E

36 x 27 E

54 x 27 E

Pre-configured cabinets with drawers



Made from the highest quality sheet steel, and with drawer heights from 50 to 300mm, the drawer housing can bear a total load of up to 4000 kg, provided the load is evenly distributed. Lista cabinets are fully modular and can be used on their own next to a workstation, combined with a workbench, stacked or as a mobile cabinet on castors.



Art. no. **78.730.514**
Housing: Light grey, RAL 7035
Fronts: Light blue, RAL 5012
(excl. partition material)

Pre-configured cabinets available in 5 different heights

Further individual configurations are possible (see individual parts from page 62).



H ↑

700

850

1000

1450

962

mm



18 x 36 E | 27 x 36 E | 36 x 36 E | 45 x 36 E | 54 x 36 E | 64 x 36 E | 78 x 36 E

W → 1023 mm

D ↗ 572 mm

 918 x 459 mm

H ↑ 700 mm Clear height 600 mm



kg	Lock	Art. no.	
75	Key Lock	79.555.XXX	
75	Code Lock	79.556.XXX	
200	Key Lock	79.557.XXX	
200	Code Lock	79.558.XXX	

kg	Lock	Art. no.	
75	Key Lock	78.730.XXX	
75	Code Lock	78.731.XXX	
200	Key Lock	78.732.XXX	
200	Code Lock	78.733.XXX	

kg	Lock	Art. no.	
75	Key Lock	78.734.XXX	
75	Code Lock	78.735.XXX	
200	Key Lock	78.736.XXX	
200	Code Lock	78.737.XXX	

H ↑ 850 mm Clear height 750 mm



kg	Lock	Art. no.	
75	Key Lock	78.742.XXX	
75	Code Lock	78.743.XXX	
200	Key Lock	78.744.XXX	
200	Code Lock	78.745.XXX	

kg	Lock	Art. no.	
75	Key Lock	78.746.XXX	
75	Code Lock	78.747.XXX	
200	Key Lock	78.748.XXX	
200	Code Lock	78.749.XXX	

kg	Lock	Art. no.	
75	Key Lock	78.750.XXX	
75	Code Lock	78.751.XXX	
200	Key Lock	78.752.XXX	
200	Code Lock	78.753.XXX	

* Load capacity max. 75 kg

** Load capacity 200 kg

Colours

Cabinets available in 12 standard colours, 6 colour combinations and 12 additional colours (with surcharge). When ordering, please use the desired three-digit colour code (instead of XXX). Custom colours on request.

➤ For colour information see fold-out



➤ Ordering step 5.: suitable partition material see page 706 ff

Drawer cabinets 75/200

Lista Units

18 x 27 E

27 x 27 E

36 x 27 E

54 x 27 E

Preconfigured cabinets Stationary and mobile versions

H  **1000 mm** Clear height 900 mm



6 drawers

100 mm
100 mm
100 mm
150 mm
150 mm
300 mm*






7 drawers




75 mm
75 mm
100 mm
150 mm
150 mm
150 mm
200 mm






8 drawers

75 mm
75 mm
100 mm
100 mm
100 mm
100 mm
150 mm
200 mm

		Art. no. 	
75	Key Lock	78.754.XXX	
75	Code Lock	78.755.XXX	
200	Key Lock	78.756.XXX	
200	Code Lock	78.757.XXX	

		Art. no. 	
75	Key Lock	78.758.XXX	
75	Code Lock	78.759.XXX	
200	Key Lock	78.760.XXX	
200	Code Lock	78.761.XXX	

		Art. no. 	
75	Key Lock	78.762.XXX	
75	Code Lock	78.763.XXX	
200	Key Lock	78.764.XXX	
200	Code Lock	78.765.XXX	

* Load capacity 200 kg



Art. no. **78.771.020**
Light grey, RAL 7035
(excl. partition material)



18 x 36 E 27 x 36 E 36 x 36 E 45 x 36 E 54 x 36 E 64 x 36 E 78 x 36 E

W → 1023 mm

D ↗ 572 mm

 918 x 459 mm

H ↑ 1450 mm Clear height 1350 mm



9 drawers

75 mm
75 mm
100 mm
100 mm
150 mm
150 mm
200 mm
200 mm
300 mm*



10 drawers

75 mm
75 mm
100 mm
100 mm
100 mm
150 mm
150 mm
200 mm
200 mm
200 mm



11 drawers

75 mm
75 mm
100 mm
100 mm
100 mm
100 mm
100 mm
150 mm
150 mm
200 mm
200 mm

kg		Art. no.	
75	Key Lock	78.766.XXX	
75	Code Lock	78.767.XXX	
200	Key Lock	78.768.XXX	
200	Code Lock	78.769.XXX	

kg		Art. no.	
75	Key Lock	78.770.XXX	
75	Code Lock	78.771.XXX	
200	Key Lock	78.772.XXX	
200	Code Lock	78.773.XXX	

kg		Art. no.	
75	Key Lock	78.774.XXX	
75	Code Lock	78.775.XXX	
200	Key Lock	78.776.XXX	
200	Code Lock	78.777.XXX	

* Load capacity 200 kg

H ↑ 962 mm Clear height 600 mm, housing height 700 mm



4 drawers

100 mm
150 mm
150 mm
200 mm



5 drawers

75 mm
75 mm
100 mm
150 mm
200 mm



6 drawers

75 mm
75 mm
100 mm
100 mm
100 mm
150 mm

kg		Art. no.	
75	Key Lock	78.778.XXX	
75	Code Lock	78.779.XXX	

kg		Art. no.	
75	Key Lock	78.780.XXX	
75	Code Lock	78.781.XXX	

kg		Art. no.	
75	Key Lock	78.782.XXX	
75	Code Lock	78.783.XXX	



Art. no. **78.782.010**
Light blue, RAL 5012
(excl. partition material)

Equipment

All mobile drawer cabinets on this page are equipped with:

- 1 x 4-sided raised edge including ribbed mat
- 1 push bar
- 1 pair castor supports with rubber castors Ø 160 mm
- Drawer safety catch on right

Height raised edge incl. push bar	53 mm
Height pair of castor supports	209 mm
Castor load capacity	600 kg
Direction of travel	transverse



Ordering step 5.: suitable partition material see page 706 ff


2. Cabinet housing with locking systems



To have simultaneous locking of all drawers, each cabinet housing can be configured individually using the Key Lock, Code Lock, Remote Lock and Remote Lock Mobile systems. Different heights of drawers can be selected.



- Required for operation
- State requirements/quantities
- + Please state the existing cylinder number for a repeat orders

 For locking systems see page 24

Colours

Housing available in 12 standard colours and 12 additional colours (with surcharge). When ordering, please use the desired three-digit colour code (instead of XXX). Custom colours on request.


















 For colour information see fold-out




W  1023 mm

D  572 mm



H 	mm	700	
	Clear height mm	600	
 Key Lock		Art. no. 	
Housing incl. cylinder for separate locking	  	71.102.XXX	
Housing excl. cylinder for simultaneous locking	  	71.043.XXX	
+ Cylinder 2C_____ (number according to choice)		222.383.000	
For off-the-shelf cylinders with pre-defined numbers, see below*			
Housing excl. cylinder for master key locking system	    	71.043.XXX	
+ Cylinder for master key system		222.384.000	
● Master key (registered system)		20.040.000	
 Code Lock			
Housing with electronic lock per number code		71.161.XXX	
 Remote Lock			
Housing with electronic remote locking		71.220.XXX	
● Basic programming key		74.093.000	
● Mains connection 230/110/12 VDC CH/EU/GB		74.094.000	
○ Hand-held radio transmitter		74.092.000	
○ Extension unit 4-pole, 1,850 mm long		74.099.000	
 Remote Lock Mobile			
Housing with electronic remote locking, includes battery and charger		71.265.XXX	
● Basic programming key		74.093.000	
○ Hand-held radio transmitter		74.092.000	

* Cylinder 2C with pre-defined number

 In stock	Art. no.	
Cylinder 2C 1	222.377.000	
Cylinder 2C 2	222.378.000	
Cylinder 2C 3	222.379.000	
Cylinder 2C 4	222.380.000	
Cylinder 2C 5	222.381.000	
Cylinder 2C 6	222.382.000	

18 x 36 E 27 x 36 E 36 x 36 E 45 x 36 E 54 x 36 E 64 x 36 E 78 x 36 E



	850	1000	1450
	750	900	1350
Art. no.			
71.103.XXX	71.104.XXX	71.105.XXX	
71.044.XXX	71.045.XXX	71.046.XXX	
222.383.000	222.383.000	222.383.000	
71.044.XXX	71.045.XXX	71.046.XXX	
222.384.000	222.384.000	222.384.000	
20.040.000	20.040.000	20.040.000	
71.162.XXX	71.163.XXX	71.164.XXX	
71.221.XXX	71.222.XXX	71.223.XXX	
74.093.000	74.093.000	74.093.000	
74.094.000	74.094.000	74.094.000	
74.092.000	74.092.000	74.092.000	
74.099.000	74.099.000	74.099.000	
71.266.XXX	71.267.XXX	-	
74.093.000	74.093.000	-	
74.092.000	74.092.000	-	



Key Lock

Standard locking with central locking and cylinder locks.



Code Lock

Electronic locking system per number code.



Remote Lock / Remote Lock Mobile

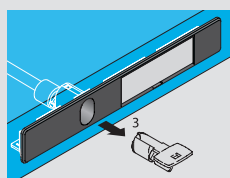
Electronic locking system with hand-held radio control.

i Tip

Easy to change cylinder

Using the removal tool the cylinders can easily be removed and changed to extend or re-organise the locking set-up.

1. Insert key and turn key 45 degrees clockwise
2. Insert removal tool over the cylinder
3. Withdraw removal tool and cylinder together
4. Turn key of new cylinder 45 degrees clockwise
5. Insert new cylinder



Removal tool

Art. no. 222.396.000

@ Lista online

The entire Lista range offers countless solutions for your specific needs. Online Compendium 2, the Lista Configurer and Lista Script can be found here:


www.lista.com



3. Drawers and pull-out shelves



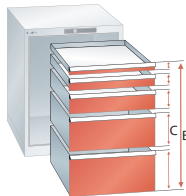
Drawers







Thanks to the multiplicity of available drawer specifications, every cabinet housing can be optimally configured for the items it will store. The 25 mm steps in the vertical supports in the cabinet housings match the different drawer front heights. This means that drawers with very different front heights can be built into the same cabinet housing in any sequence. The drawer walls are all equipped internally with a series of slots in Units (E's) of 17 mm, which means each can be sub-divided as required.



Ordering tips

When selecting drawers, the clear height of the cabinet housing defines the maximum size. The sum of the drawer front heights (C) must match the clear height (B) (see diagram). For filling and loading up the drawers and drawer cabinets please follow the installation manual and the loading rules. Drawer load capacity applies to an evenly distributed load.



H  mm	50*	75	
Usable height mm	32,5	57,5	
Side/back height mm	28,5	49	
 Load capacity 75	Art. no. 	Art. no. 	
Standard	72.080.XXX	72.505.XXX	
Safety catch on right**	72.190.XXX	72.524.XXX	
Safety catch on right and left	72.300.XXX	72.595.XXX	
Double safety catch	72.410.XXX	72.614.XXX	
 Load capacity 200		Art. no. 	
Standard	-	72.081.XXX	
Safety catch on right**	-	72.191.XXX	
Safety catch on right and left	-	72.301.XXX	
Double safety catch	-	72.411.XXX	
Lilo locking device	-	72.475.XXX	

* Drawers with 50 mm front height must be positioned at the top.

** Required for mobile model.

Drawer safety catches

Standard

Standard configuration including single-drawer blocking system.

Safety catch on right

This is the minimum requirement for mobile drawer cabinets. One-sided drawer safety catch on the right can be released with one hand and prevents accidental opening of the drawer if the cabinet is unlocked.

Safety catch on right and left

Increased safety for applications in mobile configurations. The drawer safety catches positioned on both sides are operated with both hands, left and right.


Double safety catch

Has all the same features as the single safety catches on right and left but can be operated with one hand.

Lilo locking device


The Lilo security (Lock-in – Lock-out) fixes the drawer by means of an external lever in either an open or closed position. Available from drawer load capacities of 200 kg.













 For partition material and labelling system see page 706 ff

18 x 36 E 27 x 36 E 36 x 36 E 45 x 36 E 54 x 36 E 64 x 36 E 78 x 36 E



 918 x 459 mm



	100	125	150	200	250	300
	82,5	107,5	132,5	182,5	232,5	282,5
	76	76	126	176	226	276
Art. no. 		Art. no. 	Art. no. 	Art. no. 		
72.506.XXX		72.507.XXX	72.508.XXX	72.509.XXX	-	-
72.525.XXX		72.526.XXX	72.527.XXX	72.528.XXX	-	-
72.596.XXX		72.597.XXX	72.598.XXX	72.599.XXX	-	-
72.615.XXX		72.616.XXX	72.617.XXX	72.618.XXX	-	-
Art. no. 		Art. no. 	Art. no. 	Art. no. 	Art. no. 	Art. no. 
72.082.XXX		72.083.XXX	72.084.XXX	72.085.XXX	72.086.XXX	72.087.XXX
72.192.XXX		72.193.XXX	72.194.XXX	72.195.XXX	72.196.XXX	72.197.XXX
72.302.XXX		72.303.XXX	72.304.XXX	72.305.XXX	72.306.XXX	72.307.XXX
72.412.XXX		72.413.XXX	72.414.XXX	72.415.XXX	72.416.XXX	72.417.XXX
72.476.XXX		72.477.XXX	72.478.XXX	72.479.XXX	72.480.XXX	72.481.XXX

Pull-out shelves

For storage of heavy items and assemblies. Variable fitting heights of 25 by 25 mm in the cabinet housing. The inserted slats enable stored items to be stored and withdrawn flush with the handle. Specification: Sheet steel. Colours: according to colour chart. Strips are made of sendzimir galvanised shaped sheet steel.

Specification	 Kg	Usable width mm	Usable depth mm	Installation height mm	Art. no. 	
Pull-out shelf	75	918	459	75	79.221.XXX	
Pull-out shelf	200	918	459	75	79.225.XXX	

i Tip

Position partition material ideally

If drawers are not to be fully equipped with the Lista partition material there is an option of equipping them with divider walls. This means not a single square centimetre goes to waste.

Plastic boxes combined with a divider wall

Further partitions can be created individually, see page 730 ff




Colours

Fronts available in 12 standard colours and 12 additional colours (with surcharge). When ordering, please use the desired three-digit colour code (instead of XXX). Custom colours on request.




 For colour information see fold-out

  3. 4. 5.

 For other cabinet accessories, see page 66 onwards

4. Cabinet accessories Separate components



3-sided raised edge and ribbed mat

Made from sheet steel, black, NCS S 9000-N, including ribbed mat, black.

E	Specification	Width mm	Depth mm	Height mm	Art. no.	
18 x 27 E	Raised edge with ribbed mat	411	572	20	74.023.000	
	Ribbed mat, alone	406	567	3	74.012.000	
27 x 27 E	Raised edge with ribbed mat	564	572	20	74.025.000	
	Ribbed mat, alone	559	567	3	74.014.000	
36 x 27 E	Raised edge with ribbed mat	717	572	20	74.027.000	
	Ribbed mat, alone	712	567	3	74.016.000	
54 x 27 E	Raised edge with ribbed mat	1023	572	20	74.030.000	
	Ribbed mat, alone	1018	567	3	74.019.000	



Resin-coated cover panel

Surface and edges light grey, NCS S 1500-N, decorative chipboard panel (Class E1), coated on both sides with melamine (made to standard EN 14322). 2mm thick plastic corners on all sides. The worktop has all the necessary holes pre-drilled and the fixing materials for attaching it to the cabinets.

E	Specification	Width mm	Depth mm	Thickness mm	Art. no.	
18 x 27 E	Resin	411	572	22	74.140.000	
27 x 27 E	Resin	564	572	22	17.268.000	
36 x 27 E	Resin	717	572	22	17.270.000	
54 x 27 E	Resin	1023	572	22	74.143.000	



Multiplex cover panel

Made of steamed beech veneers, glued in multiple layers and waterproof (DIN 68 705), bevelled edges, sanded, oiled and waxed surface. The top is splash-proof, dirt-repellent and largely insusceptible to oil and grease. 2 flush bolts enable insertion of the worktop in a precise position. The worktop has all the necessary holes pre-drilled and the fixing materials for attaching it to the cabinets.

E	Specification	Width mm	Depth mm	Thickness mm	Art. no.	
18 x 27 E	Multiplex	411	572	20	12.590.000	
27 x 27 E	Multiplex	564	572	20	12.592.000	
36 x 27 E	Multiplex	717	572	20	12.594.000	
54 x 27 E	Multiplex	1023	572	20	12.597.000	

@ Lista online

The entire Lista range offers countless solutions for your specific needs. Online Compendium 2, the Lista Configurer and Lista Script can be found here:

www.lista.com



➤ For partition material and labelling system see page 706 ff

18 x 36 E 27 x 36 E 36 x 36 E 45 x 36 E 54 x 36 E 64 x 36 E 78 x 36 E

Note

Housing bases are also available with height-adjustment screws on request. The load capacity of the height-adjustment screws determines the overall load capacity of the drawer cabinet.

Housing base

Made from sheet steel for height balancing, black, NCS S 9000-N.

E	Specification	Width mm	Depth mm	Height mm	Art. no.	
18 x 27 E	Base	411	540	50	74.045.000	
	Base	411	540	100	74.046.000	
27 x 27 E	Base	564	540	50	74.049.000	
	Base	564	540	100	74.050.000	
36 x 27 E	Base	717	540	50	74.053.000	
	Base	717	540	100	74.054.000	
54 x 27 E	Base	1023	540	50	74.057.000	

2-way pallet/forklift truck base

Made from sheet steel for height balancing. The bases are used to enable fully laden cabinets to be transported by pallet truck or forklift. The bases and housing floor are screwed together. Black, NCS S 9000-N.

Base cover only, suitable for pallet/forklift truck base. Can be attached as a cover on the front or the back. Made from sheet steel, black, NCS S 9000-N.

E	Specification	Width mm	Depth mm	Height mm	Art. no.	
36 x 27 E	Base without cover	717	506	100	74.061.000	
	Cover only	717	-	100	74.066.000	
54 x 27 E	Base without cover	1023	506	100	74.064.000	
	Cover only	1023	-	100	74.068.000	




i Tip

Punch out

All housing covers come with pre-perforated holes. The inventory items are protected from dirt and liquid spills by the closed upper side of the housing. If necessary, the holes can be punched out and the drawer cabinet can be retro-fitted with a table top, or a second drawer cabinet can be fixed on top of it.

4. Cabinet accessories

Separate components for mobile versions



4-sided raised edge and push rod


Made from sheet steel, black, NCS S 9000-N, including ribbed mat, black. Push rod consisting of a pair of plastic handle grips, RAL 9006 white aluminium, and aluminium tube Ø 25 mm, clear anodised.

E	Specification	Width mm	Depth mm	Height mm	Direction of travel	Art. no.	
18 x 27 E	Raised edge with ribbed mat	411	572	53	lengthwise	74.034.000	
27 x 27 E	Raised edge with ribbed mat	564	572	53	lengthwise	74.036.000	
36 x 27 E	Raised edge with ribbed mat	717	572	53	transverse	74.038.000	
54 x 27 E	Raised edge with ribbed mat	1023	572	53	transverse	74.041.000	



Pairs of castor supports

Set consisting of 2 swivel castors with brakes and 2 fixed castors. Sendzimir galvanised castor supports.


E	Specification	Height mm	Wheel Ø mm		Direction of travel	Art. no.	
18 x 27 E 27 x 27 E	With set of nylon castors, black	137	100	400	lengthwise	74.071.000	
	With set of rubber castors, grey	137	100	400	lengthwise	74.072.000	
	With set of rubber castors, grey*	209	160	600	lengthwise	74.075.000	
36 x 27 E 54 x 27 E	With set of nylon castors, black	137	100	400	transverse	74.077.000	
	With set of rubber castors, grey	137	100	400	transverse	74.078.000	
	With set of rubber castors, grey	209	160	600	transverse	74.079.000	

* Not suitable for 18 x 27 E!

Pairs of castor supports

Sendzimir galvanised castor supports to enable the attachment of castors made of rubber or nylon. Includes fixture material.



E	Specification	Height mm	Wheel Ø mm		Direction of travel	Art. no.	
18 - 54 E	Without castors for depth 27 E	-	-	-	-	46.255.000	

Single rubber castors

Rubber, grey. Swivel castors with brakes.

Rubber version	Wheel Ø mm	Art. no.	
Fixed castor	100	46.241.000	
Swivel castor	100	46.242.000	
Fixed castor*	160	13.143.000	
Swivel castor*	160	13.142.000	

Single nylon castors

Nylon, black. Swivel castors with brakes.

Nylon version	Wheel Ø mm	Art. no.	
Fixed castor	100	46.239.000	
Swivel castor	100	46.240.000	

* Individual rubber castors Ø 160 mm, not suitable for 18 x 27 E.

Note

Individual castors can only be fitted in combination with a pair of castor supports.

18 x 36 E	27 x 36 E	36 x 36 E	45 x 36 E	54 x 36 E	64 x 36 E	78 x 36 E
-----------	-----------	-----------	-----------	-----------	-----------	-----------

Multiplex worktop

For drawer cabinet combination (two cabinets of 18 x 27 E, 27 x 27 E or 36 x 27 E). Made of steamed beech veneers, glued in multiple waterproof layers, rounded corners. Sanded, oiled and waxed surface. The top is splash-proof, dirt-repellent and largely proof against oil and grease. Including at works pre-assembly and fixing material for sub-structures. On request the worktops can also be drilled in order to fit support pillars.



E	Specification for	Width mm	Depth mm	Thickness mm	Art. no.	
18 x 27 E	2 x 18/27 E	822	572	40	12.209.000	
27 x 27 E	2 x 27/27 E	1128	572	40	12.213.000	
36 x 27 E	2 x 36/27 E	1434	572	40	12.217.000	

Sub-structure, mobile

Made of sheet steel, the sub-structure is used to hold two housings of 18 x 27 E, 27 x 27 E or 36 x 27 E each. A pair of castor supports with grey rubber swivel castors is mounted on this steel construction. The direction of travel is at an angle to the front of the drawers. Colour of the tray as per colour chart. Sendzimir galvanised castor supports.

E	Specification for	kg	Width mm	Depth mm	Height mm	Wheel Ø mm	Art. no.	
18 x 27 E	2 x 18/27 E	400	822	572	140	100	12.208.XXX	
	2 x 18/27 E	600	822	572	212	160	12.202.XXX	
27 x 27 E	2 x 27/27 E	400	1128	572	140	100	12.212.XXX	
	2 x 27/27 E	600	1128	572	212	160	12.223.XXX	
36 x 27 E	2 x 36/27 E	600	1434	572	212	160	12.216.XXX	



Pair of push handles

Made of steel, galvanised yellow, painted silver-grey Mica Bond, mounted on the Multiplex worktop.

Specification	Art. no.	
Straight, projecting 85 mm	12.605.000	



i Tip

Mobile cabinets

Mobile cabinets are equipped with a raised edge on all four sides, a black ribbed mat, two swivel castors with brakes as well as two fixed castors, and for safety reasons **must include a push rod or pair of push handles as well as a single drawer safety catch**.



4. Cabinet accessories

Spare parts for stationary and mobile models



Locking system accessories

Specification	Art. no.	
Replacement panel with viewing window and attachment piece for cylinder	74.091.000	
Stoppers for cylinder hole when using replacement panel, black	74.114.000	



Replacement Code Lock module for drawer cabinets

Supplied with batteries, installation and operating instructions, and emergency opening mechanism.

Specification	Art. no.	
Code Lock replacement module	19.000.000	




Drawer handles for retrofitting

Drawer cabinets from year of construction 1985 onwards can easily be retrofitted with the new drawer handle. The handle is available in all standard widths. Specification: PVC, colour: aluminium silver.

Cabinet width units	Handle length (mm)	Art. no.	
18 E	344	18.777.000	
27 E	497	18.778.000	
36 E	650	18.779.000	
45 E	803	18.780.000	
54 E	956	18.781.000	
64 E	1126	18.782.000	
78 E	1364	18.783.000	

Dismantling tool

Specification	Art. no.	
for drawer handle	18.789.000	



Handle covers

Construction material: Plastic, colour: Black.

Specification	Art. no.	
Left (x-1901)	13.900.000	
Right (x-1900)	13.901.000	



Single drawer safety catches

Is considered a minimum requirement for mobile drawer cabinets to be modified. A drawer safety catch fitted on one side on the right can be released with one hand and prevents accidental opening of the drawer if the cabinet is unlocked. Increased safety for applications in mobile configurations provided by the drawer safety catches positioned on both sides. These are operated with both hands, left and right.

Specification	Art. no.	
Left (x-1909)	14.376.000	
Right (x-1908)	13.902.000	

18 x 36 E 27 x 36 E 36 x 36 E 45 x 36 E 54 x 36 E 64 x 36 E 78 x 36 E

Drawer pull-out sets

With full extension. Can be used for all drawers with a depth of 27 E.
Construction material: Sheet steel, colour: Light grey.

kg Drawer load capacity	Art. no.	
75	70.265.000	
200	70.266.000	



End caps

For sealing the connecting holes in the side walls of the drawer cabinet.
Construction material: PVC.

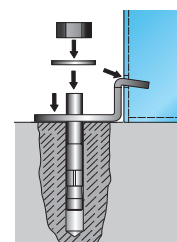
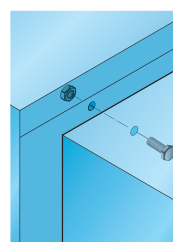
Colour	Art.-Nr.	
Black	70.540.000	
Light grey	70.541.000	



Screwing/Anchoring base

The cabinet housings are prepared for the attachment of a second cabinet (above or alongside) and for anchoring to the floor (from cabinet height 700 mm) by means of fixing brackets.

Specification/ type of screw	Art. no.	
Screw-fixing on top of or next to each other 4 x M8 x 16	14.843.000	
Floor anchoring to prevent tilting using 2 x M8 x 80	12.042.000	



i Tip

Lista Script labels

For plastic boxes, clip-on label holders, drawer handles and cabinet labelling. A4 sheets for labelling or professional printing with the Lista Script labelling system. The software can be downloaded at www.lista.com/script



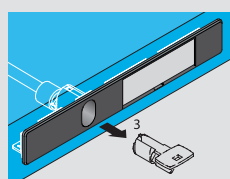
» For partition material and labelling system see page 706 ff

i Tip

Adapting the locks (Key Lock)

All separately locking cabinets can be converted retrospectively to attach them to a central locking system. All that is needed for this is the number of the master key.

1. Order the new cylinder from Lista (quote the key number)
2. Use the removal tool to take out the existing cylinder
3. Insert the new cylinder
4. Central locking system has now been extended



Removal tool
Art. no. **222.396.000**

Drawer cabinets 75

Ordering made easy:



Pre-configured ready to order articles are:
cabinet housing with locking system,
drawers and cabinet accessories

To be selected:

5. Partition material

Lista Units

18 x 27 E

27 x 27 E


36 x 27 E

54 x 27 E

Pre-configured cabinets with drawers



Made from the highest quality sheet steel, and with drawer heights from 50 to 300mm, the drawer housing can bear a total load of up to 4000 kg, provided the load is evenly distributed. Lista cabinets are fully modular and can be used on their own next to a workstation, combined with a workbench, stacked or as a mobile cabinet on castors.



Art. no. **78.446.100**

Housing: Light grey, RAL 7035

Fronts: Ruby red, RAL 3003

(excl. partition material)



Colours

Cabinets available in 12 standard colours, 6 colour combinations and 12 additional colours (with surcharge). When ordering, please use the desired three-digit colour code (instead of XXX). Custom colours on request.

 For colour information
see fold-out

Pre-configured cabinets available in 7 different heights

Further individual configurations are possible (see individual parts from page 76).



H 

283

383

533

700

723

840

890

mm



18 x 36 E 27 x 36 E 36 x 36 E 45 x 36 E 54 x 36 E 64 x 36 E 78 x 36 E

W → **411 mm**

D ↗ **725 mm**

 306 x 612 mm

H ↑ **283 mm** Clear height 200 mm



2 drawers
50 mm
150 mm

kg		Art. no.	
75	Key Lock	78.431.XXX	
75	Code Lock	78.432.XXX	



2 drawers
100 mm
100 mm

kg		Art. no.	
75	Key Lock	78.433.XXX	
75	Code Lock	78.434.XXX	



3 drawers
50 mm
75 mm
75 mm

kg		Art. no.	
75	Key Lock	78.435.XXX	
75	Code Lock	78.436.XXX	

H ↑ **383 mm** Clear height 300 mm



3 drawers
75 mm
75 mm
150 mm

kg		Art. no.	
75	Key Lock	78.437.XXX	
75	Code Lock	78.438.XXX	



3 drawers
50 mm
100 mm
150 mm

kg		Art. no.	
75	Key Lock	78.439.XXX	
75	Code Lock	78.440.XXX	



4 drawers
50 mm
75 mm
75 mm
100 mm

kg		Art. no.	
75	Key Lock	78.441.XXX	
75	Code Lock	78.442.XXX	

H ↑ **533 mm** Clear height 450 mm



3 drawers
100 mm
150 mm
200 mm

kg		Art. no.	
75	Key Lock	78.443.XXX	
75	Code Lock	78.444.XXX	



4 drawers
50 mm
100 mm
150 mm
150 mm

kg		Art. no.	
75	Key Lock	78.445.XXX	
75	Code Lock	78.446.XXX	

@ Lista online

The entire Lista range offers countless solutions for your specific needs. Online Compendium 2, the Lista Configurer and Lista Script can be found here:

www.lista.com



Ordering step 5.: suitable partition material see page 706 ff

Preconfigured cabinets

Stationary and mobile versions

H ↑ 700 mm Clear height 600 mm



3 drawers
150 mm
150 mm
300 mm

kg		Art. no.	
75	Key Lock	78.447.XXX	
75	Code Lock	78.448.XXX	



5 drawers
75 mm
75 mm
150 mm
150 mm
150 mm

kg		Art. no.	
75	Key Lock	78.449.XXX	
75	Code Lock	78.450.XXX	



2 drawers
50 mm
100 mm
1 door 450 mm, on right
1 pull-out shelf

kg		Art. no.	
75	Key Lock	78.451.XXX	



1 door 600 mm, on right
1 adjustable shelf
1 pull-out shelf

kg		Art. no.	
75	Key Lock	78.452.XXX	

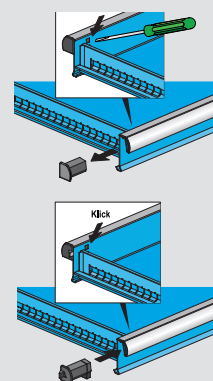
i Tip

Making stationary mobile

Stationary cabinets can be retrofitted at any time to turn them into mobile units. However, this does require installation of a push rod and a single drawer safety catch on the right-hand side of each drawer. The push rod and single drawer safety catch can be ordered as spare parts.

Installation of the single drawer safety catch:

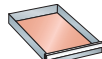
1. Remove the cover from the strip handle
2. Push in safety catch on right
3. Catch clicks into place



Art. no. **78.450.010**
Light blue, RAL 5012
(excl. partition material)



Art. no. **78.459.512**
Housing: Light grey, RAL 7035
Fronts: Ruby red, RAL 3003
(excl. partition material)

18 x 36 E
27 x 36 E
36 x 36 E
45 x 36 E
54 x 36 E
64 x 36 E
78 x 36 E
W → 411 mm
D ↗ 725 mm
 306 x 612 mm

H ↑ 723 mm

 Clear height **450 mm**

 Housing height **533 mm**

 4 drawers
 50 mm
 100 mm
 150 mm
 150 mm

 5 drawers
 50 mm
 50 mm
 100 mm
 100 mm
 150 mm

kg	Lock	Art. no.	
75	Key Lock	78.453.XXX	
75	Code Lock	78.454.XXX	

kg	Lock	Art. no.	
75	Key Lock	78.455.XXX	
75	Code Lock	78.456.XXX	

H ↑ 840 mm Clear height **550 mm**

 Height of housing **650 mm**

 6 drawers
 50 mm
 50 mm
 75 mm
 75 mm
 150 mm
 150 mm

 5 drawers
 75 mm
 75 mm
 150 mm
 150 mm
 150 mm

kg	Lock	Art. no.	
75	Key Lock	78.457.XXX	
75	Code Lock	78.458.XXX	

kg	Lock	Art. no.	
75	Key Lock	78.459.XXX	
75	Code Lock	78.460.XXX	

Equipment

All mobile drawer cabinets on this page are equipped with:

1 x 4-sided raised edge including ribbed mat

1 push bar

 1 pair castor supports with nylon castors Ø 100 mm
 drawer safety catch on right

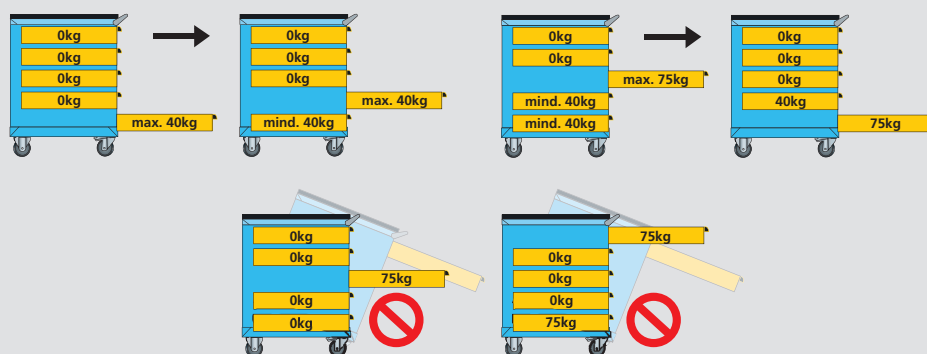
Height raised edge incl. push bar	53 mm
Height pair of castor supports	137 mm
Castor load capacity	400 kg
Direction of travel	lengthwise

i Tip

Secure storage in drawers in mobile cabinets.

Here are some basic tips for ideal storage of drawer contents using drawers with a load capacity of 75 kg:

1. First load the bottom drawer (see diagram)
2. Lower drawers must always contain more weight than the next one above



Ordering step 5.: suitable partition material see page 706 ff


2. Cabinet housing with locking systems



To have simultaneous locking of all drawers, each cabinet housing can be configured individually using the Key Lock, Code Lock, Remote Lock and Remote Lock Mobile systems. Different heights of drawers can be selected.



- Required for operation
- State requirements/quantities
- + Please state the existing cylinder number for a repeat orders

 For locking systems see page 24

Colours

Housing available in 12 standard colours and 12 additional colours (with surcharge). When ordering, please use the desired three-digit colour code (instead of XXX). Custom colours on request.

 For colour information see fold-out




W  411 mm

D  725 mm



H 	mm	283		
	Clear height mm	200		
	Key Lock	Art. no. 		
	Housing incl. cylinder for separate locking	71.065.XXX		
	Housing excl. cylinder for simultaneous locking	71.006.XXX		
+	Cylinder 2C____ (number according to choice)	222.383.000		
For off-the-shelf cylinders with pre-defined numbers, see below*				
	Housing excl. cylinder for master key locking system	71.006.XXX		
+	Cylinder for master key system	222.384.000		
●	Master key (registered system)	20.040.000		
	Code Lock			
	Housing with electronic lock per number code	71.124.XXX		
	Remote Lock			
	Housing with electronic remote locking	71.183.XXX		
●	Basic programming key	74.093.000		
●	Mains connection 230/110/12 VDC CH/EU/GB	74.094.000		
○	Hand-held radio transmitter	74.092.000		
○	Extension unit 4-pole, 1,850 mm long	74.099.000		
	Remote Lock Mobile			
	Housing with electronic remote locking, includes battery and charger	-		
●	Basic programming key	-		
○	Hand-held radio transmitter	-		

* Cylinder 2C with pre-defined number

	In stock	Art. no.	
	Cylinder 2C 1	222.377.000	
	Cylinder 2C 2	222.378.000	
	Cylinder 2C 3	222.379.000	
	Cylinder 2C 4	222.380.000	
	Cylinder 2C 5	222.381.000	
	Cylinder 2C 6	222.382.000	

18 x 36 E 27 x 36 E 36 x 36 E 45 x 36 E 54 x 36 E 64 x 36 E 78 x 36 E



Drawer
cabinets

	383	533	650	700	850	1000
	300	450	550	600	750	900
	Art. no.	Art. no.	Art. no.	Art. no.	Art. no.	Art. no.
	71.066.XXX	71.067.XXX	71.068.XXX	71.069.XXX	71.407.XXX	71.408.XXX
	71.007.XXX	71.008.XXX	71.009.XXX	71.010.XXX	71.405.XXX	71.406.XXX
	222.383.000	222.383.000	222.383.000	222.383.000	222.383.000	222.383.000
	71.007.XXX	71.008.XXX	71.009.XXX	71.010.XXX	71.405.XXX	71.406.XXX
	222.384.000	222.384.000	222.384.000	222.384.000	222.384.000	222.384.000
	20.040.000	20.040.000	20.040.000	20.040.000	20.040.000	20.040.000
	71.125.XXX	71.126.XXX	71.127.XXX	71.128.XXX	71.409.XXX	71.410.XXX
	71.184.XXX	71.185.XXX	71.186.XXX	71.187.XXX	71.411.XXX	71.412.XXX
	74.093.000	74.093.000	74.093.000	74.093.000	74.093.000	74.093.000
	74.094.000	74.094.000	74.094.000	74.094.000	74.094.000	74.094.000
	74.092.000	74.092.000	74.092.000	74.092.000	74.092.000	74.092.000
	74.099.000	74.099.000	74.099.000	74.099.000	74.099.000	74.099.000
	-	71.240.XXX	71.241.XXX	71.242.XXX	71.413.XXX	71.414.XXX
	-	74.093.000	74.093.000	74.093.000	74.093.000	74.093.000
	-	74.092.000	74.092.000	74.092.000	74.092.000	74.092.000

i Tip

Spare key orders

In the case of new products, the relevant key number must always be written down, as this allows copies to be ordered if keys are lost. All keys can be bought from Lista.



@ Lista online

The entire Lista range offers countless solutions for your specific needs. Online Compendium 2, the Lista Configurer and Lista Script can be found here:



www.lista.com







3. Drawers, pull-out and adjustable shelves and hinged doors

Drawers

Thanks to the multiplicity of available drawer specifications, every cabinet housing can be optimally configured for the items it will store. The 25 mm steps in the vertical supports in the cabinet housings match the different drawer front heights. This means that drawers with very different front heights can be built into the same cabinet housing in any sequence. The drawer walls are all equipped internally with a series of slots in Units (E's) of 17 mm, which means each can be sub-divided as required.




H  mm	50*	75	
Usable height mm	32,5	57,5	
Side/back height mm	28,5	49	
 Load capacity 75	Art. no. 	Art. no. 	
Standard	72.006.XXX	72.007.XXX	
Safety catch on right**	72.116.XXX	72.117.XXX	
Safety catch on right and left	72.226.XXX	72.227.XXX	
Double safety catch	72.336.XXX	72.337.XXX	

* Drawers with 50 mm front height must be positioned at the top.

** Required for mobile model.

Interior hinged doors for pull-out and adjustable shelves

Made from sheet steel as a front closing option for the pull-out and adjustable shelves which are built in to the housing beneath the drawers. The total of the hinged doors front height and the drawers' front heights must equal the clear height of the cabinet housing.

Specification	Height mm	Lock	Art. no. 	
Mounted on the right	450	no cylinder	74.110.XXX	
Mounted on the right	600	no cylinder	74.111.XXX	
Mounted on the left	450	no cylinder	74.122.XXX	
Mounted on the left	600	no cylinder	74.123.XXX	
+ Separately lockable cylinder*			222.376.000	

* For further cylinders (simultaneous locking/master key locking) see pages 76/77 "Cabinet housing with systems".

i Tip

Position partition material ideally

If drawers are not to be fully equipped with the Lista partition material there is an option of equipping them with divider walls. This means not a single square centimetre goes to waste.

Further partitions can be created individually, see page 730 ff



Plastic boxes combined with a divider wall

18 x 36 E
27 x 36 E
36 x 36 E
45 x 36 E
54 x 36 E
64 x 36 E
78 x 36 E

100

82,5

76

150

132,5

126

200

182,5

176

300

282,5

276

Art. no.

72.008.XXX
72.118.XXX
72.228.XXX
72.338.XXX

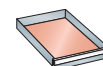
Art. no.

72.009.XXX
72.119.XXX
72.229.XXX
72.339.XXX

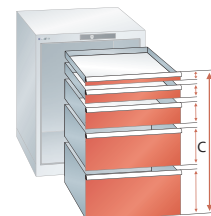
Art. no.

72.010.XXX
72.120.XXX
72.230.XXX
72.340.XXX

Art. no.

72.011.XXX
72.121.XXX
72.231.XXX
72.341.XXX


306 x 612 mm



Ordering tips

When selecting drawers, the clear height of the cabinet housing defines the maximum size. The sum of the drawer front heights (C) must match the clear height (B) (see diagram). For filling and loading up the drawers and drawer cabinets please follow the installation manual and the loading rules. Drawer load capacity applies to an evenly distributed load.



For drawer safety catches, see page 25

Pull-out and adjustable shelves for interior doors

Made from sheet steel, dove grey NCS S 4502-B. Load capacity pull-out shelves 75 kg, adjustable shelves 200 kg. Thanks to the 25 mm increments in the vertical supports in the cabinet housings different shelves can be built into the same housing in any sequence.

Specification	Usable width mm	Usable depth mm	Installation height mm	Art. no.	
Adjustable shelf	350	618	75	74.007.000	
Pull-out shelf	281	612	100	74.006.000	



Colours

Fronts available in 12 standard colours and 12 additional colours (with surcharge). When ordering, please use the desired three-digit colour code (instead of XXX). Custom colours on request.



Farb-Informationen siehe Ausklappseite



For other cabinet accessories, see page 134 onwards



For partition material and labelling system see page 706 ff

Drawer cabinets 75/200

Ordering made easy:



Pre-configured ready to order articles are:
cabinet housing with locking system,
drawers and cabinet accessories

To be selected:

5. Partition material

Lista Units

18 x 27 E

27 x 27 E

36 x 27 E

54 x 27 E

Pre-configured cabinets with drawers

10
Years
Guarantee

GS
Guarantee

75
kg

12
colours

Made from the highest quality sheet steel, and with drawer heights from 50 to 300mm, the drawer housing can bear a total load of up to 4000 kg, provided the load is evenly distributed. Lista cabinets are fully modular and can be used on their own next to a workstation, combined with a workbench, stacked or as a mobile cabinet on castors.



Colours

Cabinets available in 12 standard colours, 6 colour combinations and 12 additional colours (with surcharge). When ordering, please use the desired three-digit colour code (instead of XXX). Custom colours on request.



For colour information
see fold-out

Art. no. **78.497.514**

Housing: Light grey, RAL 7035

Fronts: Light blue, RAL 5012
(excl. partition material)

Pre-configured cabinets available in 12 different heights

Further individual configurations are possible (see individual parts from page 88).



H  **283 383 533 650 700 800 850 1000 723/840/890/990 mm**



18 x 36 E **27 x 36 E** 36 x 36 E 45 x 36 E 54 x 36 E 64 x 36 E 78 x 36 E

W → 564 mm

D ↗ 725 mm

 459 x 612 mm

H ↑ 283 mm Clear height 200 mm



1 drawer
200 mm



2 drawers
50 mm
150 mm



2 drawers
100 mm
100 mm

kg		Art. no.	
75	Key Lock	78.495.XXX	
75	Code Lock	78.496.XXX	

kg		Art. no.	
75	Key Lock	78.497.XXX	
75	Code Lock	78.498.XXX	

kg		Art. no.	
75	Key Lock	78.499.XXX	
75	Code Lock	78.500.XXX	

H ↑ 383 mm Clear height 300 mm



1 drawer
300 mm



3 drawers
50 mm
100 mm
150 mm



3 drawers
75 mm
75 mm
150 mm

kg		Art. no.	
75	Key Lock	78.501.XXX	
75	Code Lock	78.502.XXX	

kg		Art. no.	
75	Key Lock	14.437.XXX	
75	Code Lock	78.213.XXX	

kg		Art. no.	
75	Key Lock	78.505.XXX	
75	Code Lock	78.506.XXX	

H ↑ 533 mm Clear height 450 mm



3 drawers
50 mm
100 mm
300 mm



4 drawers
50 mm
100 mm
100 mm
200 mm



5 drawers
50 mm
75 mm
75 mm
100 mm
150 mm

kg		Art. no.	
75	Key Lock	78.507.XXX	
75	Code Lock	78.508.XXX	

kg		Art. no.	
75	Key Lock	15.009.XXX	
75	Code Lock	78.282.XXX	

kg		Art. no.	
75	Key Lock	78.511.XXX	
75	Code Lock	78.512.XXX	



Ordering step 5.: suitable
partition material see page 706 ff

Drawer cabinets 75/200

Lista Units

18 x 27 E

27 x 27 E

36 x 27 E

54 x 27 E

Preconfigured cabinets Stationary versions



Art. no. **78.513.010**
Light blue, RAL 5012
(excl. partition material)

H ↑ 650 mm Clear height 550 mm



3 drawers
100 mm
150 mm
300 mm

kg		Art. no.	
75	Key Lock	78.513.XXX	
75	Code Lock	78.514.XXX	



1 drawer 100 mm
1 door 450 mm, on right
1 pull-out shelf

kg		Art. no.	
75	Key Lock	78.515.XXX	



Art. no. **78.524.522**
Housing: Ruby red, RAL 3003
Fronts: Metallic grey, NCS S 6502-B
(excl. partition material)

H ↑ 700 mm Clear height 600 mm



3 drawers
100 mm
200 mm
300 mm

kg		Art. no.	
75	Key Lock	78.516.XXX	
75	Code Lock	78.517.XXX	



5 drawers
75 mm
75 mm
100 mm
150 mm
200 mm

kg		Art. no.	
75	Key Lock	78.518.XXX	
75	Code Lock	78.519.XXX	



4 drawers
100 mm
150 mm
150 mm
200 mm

kg		Art. no.	
75	Key Lock	14.350.XXX	
75	Code Lock	78.116.XXX	



6 drawers
50 mm
75 mm
75 mm
100 mm
100 mm
200 mm

kg		Art. no.	
75	Key Lock	14.352.XXX	
75	Code Lock	78.120.XXX	



Art. no. **78.136.519**
Housing: Light grey, RAL 7035
Fronts: Metallic grey, NCS S 6502-B
(excl. partition material)

@ Lista online

The entire Lista range offers countless solutions for your specific needs. Online Compendium 2, the Lista Configurer and Lista Script can be found here:

www.lista.com



18 x 36 E **27 x 36 E** 36 x 36 E 45 x 36 E 54 x 36 E 64 x 36 E 78 x 36 E

W → 564 mm

D ↗ 725 mm

 459 x 612 mm

H ↑ 800 mm Clear height 700 mm



4 drawers

100 mm
100 mm
200 mm
300 mm

kg		Art. no.	
75	Key Lock	14.371.XXX	
75	Code Lock	78.128.XXX	



5 drawers

50 mm
100 mm
100 mm
150 mm
300 mm

kg		Art. no.	
75	Key Lock	14.368.XXX	
75	Code Lock	78.130.XXX	



6 drawers

75 mm
75 mm
100 mm
100 mm
150 mm
200 mm

kg		Art. no.	
75	Key Lock	78.522.XXX	
75	Code Lock	78.523.XXX	



7 drawers

50 mm
75 mm
75 mm
100 mm
100 mm
150 mm
150 mm

kg		Art. no.	
75	Key Lock	14.354.XXX	
75	Code Lock	78.134.XXX	



7 drawers

75 mm
75 mm
100 mm
100 mm
100 mm
100 mm
150 mm

kg		Art. no.	
75	Key Lock	14.367.XXX	
75	Code Lock	78.136.XXX	



1 drawer 100 mm
1 door 600 mm, on right
1 adjustable shelf
1 pull-out shelf

kg		Art. no.	
75	Key Lock	78.524.XXX	

H ↑ 850 mm Clear height 750 mm



4 drawers

150 mm
150 mm
150 mm
300 mm

kg		Art. no.	
75	Key Lock	78.525.XXX	
75	Code Lock	78.526.XXX	



5 drawers

50 mm
100 mm
100 mm
200 mm
300 mm

kg		Art. no.	
75	Key Lock	78.527.XXX	
75	Code Lock	78.528.XXX	



6 drawers

75 mm
100 mm
100 mm
100 mm
100 mm
125 mm
250 mm

kg		Art. no.	
75	Key Lock	78.529.XXX	
75	Code Lock	78.530.XXX	



5 drawers

100 mm
100 mm
150 mm
200 mm
200 mm

kg		Art. no.	
75	Key Lock	14.399.XXX	
75	Code Lock	78.142.XXX	



6 drawers

50 mm
100 mm
100 mm
150 mm
150 mm
200 mm

kg		Art. no.	
75	Key Lock	14.407.XXX	
75	Code Lock	78.144.XXX	



7 drawers

50 mm
75 mm
75 mm
100 mm
100 mm
150 mm
200 mm

kg		Art. no.	
75	Key Lock	14.404.XXX	
75	Code Lock	78.146.XXX	

Drawer cabinets 75/200



Lista Units

18 x 27 E

27 x 27 E

36 x 27 E

54 x 27 E

Preconfigured cabinets Stationary and mobile versions

H  **850 mm** Clear height 750 mm



7 drawers

75 mm
75 mm
100 mm
100 mm
100 mm
150 mm
150 mm

kg		Art. no.	
75	Key Lock	14.405.XXX	
75	Code Lock	78.148.XXX	



8 drawers

50 mm
75 mm
75 mm
100 mm
100 mm
100 mm
100 mm
150 mm

kg		Art. no.	
75	Key Lock	14.403.XXX	
75	Code Lock	78.150.XXX	



1 drawer 150 mm

1 door 600 mm, on right

1 adjustable shelf

1 pull-out shelf

kg		Art. no.	
75	Key Lock	78.533.XXX	



Colours

Cabinets available in 12 standard colours, 6 colour combinations and 12 additional colours (with surcharge). When ordering, please use the desired three-digit colour code (instead of XXX). Custom colours on request.



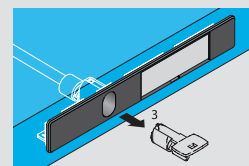
 For colour information
see fold-out

Art. no. **78.534.518**
Housing: Light grey, RAL 7035
Fronts: Signal blue, RAL 5005
(excl. partition material)

i Tip

Simultaneously locking cabinets

Preconfigured cabinets are equipped with separately lockable cylinders. Simultaneously locking storage solutions with cylinder numbers 2C 1 to 2C 6 are also available as part of the rapid delivery programme. A simple replacement using the removal tool allows the cabinets to also be equipped with simultaneously locking cylinders.



removal tool
Art. no. **222.396.000**

H  **1000 mm** Clear height 900 mm



5 drawers

100 mm
150 mm
150 mm
200 mm
300 mm

kg		Art. no.	
75	Key Lock	78.534.XXX	
75	Code Lock	78.535.XXX	



6 drawers

75 mm
75 mm
100 mm
150 mm
200 mm
300 mm

kg		Art. no.	
75	Key Lock	78.536.XXX	
75	Code Lock	78.537.XXX	



7 drawers

100 mm
100 mm
100 mm
100 mm
150 mm
150 mm
200 mm

kg		Art. no.	
75	Key Lock	78.538.XXX	
75	Code Lock	78.539.XXX	

18 x 36 E 27 x 36 E 36 x 36 E 45 x 36 E 54 x 36 E 64 x 36 E 78 x 36 E

W → 564 mm

D ↗ 725 mm

 459 x 612 mm

H ↑ 723 mm

Clear height 450 mm

Housing height 533 mm



4 drawers
50 mm
75 mm
125 mm
200 mm

kg	Lock	Art. no.	
75	Key Lock	78.540.XXX	
75	Code Lock	78.541.XXX	



5 drawers
50 mm
75 mm
75 mm
100 mm
150 mm

kg	Lock	Art. no.	
75	Key Lock	78.542.XXX	
75	Code Lock	78.543.XXX	



4 drawers
50 mm
100 mm
100 mm
200 mm

kg	Lock	Art. no.	
75	Key Lock	14.281.XXX	
75	Code Lock	78.153.XXX	



5 drawers
50 mm
50 mm
100 mm
100 mm
150 mm

kg	Lock	Art. no.	
75	Key Lock	14.331.XXX	
75	Code Lock	78.154.XXX	

Art. no. **78.548.522**
Housing: Ruby red, RAL 3003
Fronts: Metallic grey, NCS S 6502-B
(excl. partition material)



6 drawers
50 mm
50 mm
75 mm
75 mm
100 mm
100 mm

kg	Lock	Art. no.	
75	Key Lock	14.347.XXX	
75	Code Lock	78.155.XXX	

Equipment

All mobile drawer cabinets on this page
are equipped with:

- 1 x 4-sided raised edge including ribbed mat
- 1 push bar
- 1 pair castor supports with nylon castors Ø 100 mm
- drawer safety catch on right

Height raised edge incl. push bar	53 mm
Height pair of castor supports	137 mm
Castor load capacity	400 kg
Direction of travel	lengthwise

H ↑ 840 mm Clear height 550 mm

Housing height 650 mm



6 drawers
50 mm
50 mm
75 mm
75 mm
150 mm
150 mm

kg	Lock	Art. no.	
75	Key Lock	78.544.XXX	
75	Code Lock	78.545.XXX	

H ↑ 890 mm

Clear height 600 mm

Housing height 700 mm



5 drawers
75 mm
75 mm
100 mm
150 mm
200 mm

kg	Lock	Art. no.	
75	Key Lock	78.546.XXX	
75	Code Lock	78.547.XXX	



6 drawers
50 mm
75 mm
75 mm
100 mm
100 mm
200 mm

kg	Lock	Art. no.	
75	Key Lock	78.548.XXX	
75	Code Lock	78.549.XXX	

Drawer cabinets 75/200



Lista Units

18 x 27 E

27 x 27 E

36 x 27 E

54 x 27 E

Preconfigured cabinets Mobile versions and picking trolleys

H ↑ 990 mm Clear height 700 mm, housing height 800 mm



5 drawers

50 mm
100 mm
100 mm
150 mm
300 mm

kg	kg	Art. no.	
75	Key Lock	14.374.XXX	
75	Code Lock	78.157.XXX	



5 drawers

100 mm
100 mm
100 mm
200 mm
200 mm

kg	kg	Art. no.	
75	Key Lock	14.397.XXX	
75	Code Lock	78.158.XXX	



6 drawers

75 mm
75 mm
100 mm
100 mm
150 mm
200 mm

kg	kg	Art. no.	
75	Key Lock	78.552.XXX	
75	Code Lock	78.553.XXX	



7 drawers

50 mm
75 mm
75 mm
100 mm
100 mm
150 mm
150 mm

kg	kg	Art. no.	
75	Key Lock	14.372.XXX	
75	Code Lock	78.159.XXX	



7 drawers

75 mm
75 mm
100 mm
100 mm
100 mm
100 mm
150 mm

kg	kg	Art. no.	
75	Key Lock	14.373.XXX	
75	Code Lock	78.160.XXX	

Equipment

All mobile drawer cabinets on this page are equipped with:

- 1 x 4-sided raised edge including ribbed mat
- 1 push bar
- 1 pair castor supports with nylon castors Ø 100 mm
- Drawer safety catch on right

Height raised edge incl push bar	53 mm
Height pair of castor supports	137 mm
Castor load capacity	400 kg
Direction of travel	lengthwise



@ Lista online

The entire Lista range offers countless solutions for your specific needs. Online Compendium 2, the Lista Configurer and Lista Script can be found here:

www.lista.com



18 x 36 E **27 x 36 E** 36 x 36 E 45 x 36 E 54 x 36 E 64 x 36 E 78 x 36 E

W → 564 mm

D ↗ 725 mm

 459 x 612 mm

H ↑ 760 mm



3 drawers
50 mm
100 mm
150 mm
1 set of support
brackets (upper)

kg		Art. no.	
75	Key Lock	70.632.XXX	
75	Code Lock	78.219.XXX	



3 drawers
50 mm
100 mm
150 mm
1 set of support
brackets (lower)

kg		Art. no.	
75	Key Lock	78.554.XXX	
75	Code Lock	78.555.XXX	



1 adjustable
shelf

kg		Art. no.	
75	-	78.216.XXX	

H ↑ 810 mm



1 adjustable
shelf

kg		Art. no.	
75	-	70.633.XXX	

Equipment

All mobile picking trolleys on this page
are equipped with:

1 shaped frame with nylon castors Ø 100 mm
1 x 4-sided raised edge including ribbed mat
1 push bar
Drawer safety catch on right

Height raised edge incl push bar	25 mm
Height pair of castor supports	137 mm
Castor load capacity	400 kg
Direction of travel	lengthwise



Art. no. **14.373.512**
Housing: Light grey, RAL 7035
Fronts: Ruby red, RAL 3003
(excl. partition material)

Art. no. **78.554.010**
Light blue, RAL 5012
(excl. partition material)



Drawer cabinets 75/200

Lista Units

18 x 27 E

27 x 27 E

36 x 27 E

54 x 27 E

2 Cabinet housing with locking systems

W  564 mm

D  725 mm






To have simultaneous locking of all drawers, each cabinet housing can be configured individually using the Key Lock, Code Lock, Remote Lock and Remote Lock Mobile systems. Different heights of drawers can be selected.




- Required for operation
- State requirements/quantities


+ Please state the existing cylinder number for a repeat orders



H 	mm	283	383		
	Clear height mm	200	300		
 Key Lock		Art. no. 	Art. no. 		
Housing incl. cylinder for separate locking 		71.078.XXX	71.079.XXX		
Housing excl. cylinder for simultaneous locking 		71.019.XXX	71.020.XXX		
+ Cylinder 2C____ (number according to choice)		222.383.000	222.383.000		
For off-the-shelf cylinders with pre-defined numbers, see below*					
Housing excl. cylinder for master key locking system 		71.019.XXX	71.020.XXX		
+ Cylinder for master key system		222.384.000	222.384.000		
● Master key (registered system)		20.040.000	20.040.000		
 Code Lock					
Housing with electronic lock per number code		71.137.XXX	71.138.XXX		
 Remote Lock					
Housing with electronic remote locking		71.196.XXX	71.197.XXX		
● Basic programming key		74.093.000	74.093.000		
● Mains connection 230/110 / 12 VDC CH/EU/GB		74.094.000	74.094.000		
○ Hand-held radio transmitter		74.092.000	74.092.000		
○ Extension unit 4-pole, 1850 mm long		74.099.000	74.099.000		
 Remote Lock Mobile					
Housing with electronic remote locking, includes battery and charger		-	-		
● Basic programming key		-	-		
○ Hand-held radio transmitter		-	-		

* Cylinder 2C with pre-defined number

 In stock	Art. no.	
Cylinder 2C 1	222.377.000	
Cylinder 2C 2	222.378.000	
Cylinder 2C 3	222.379.000	
Cylinder 2C 4	222.380.000	
Cylinder 2C 5	222.381.000	
Cylinder 2C 6	222.382.000	

 For locking systems see page 24

18 x 36 E **27 x 36 E** 36 x 36 E 45 x 36 E 54 x 36 E 64 x 36 E 78 x 36 E



Drawer
cabinets

	533	650	700	800	850	1000
	450	550	600	700	750	900
Art. no.		Art. no.	Art. no.	Art. no.	Art. no.	Art. no.
71.080.XXX		71.081.XXX	71.082.XXX	71.083.XXX	71.084.XXX	71.085.XXX
71.021.XXX		71.022.XXX	71.023.XXX	71.024.XXX	71.025.XXX	71.026.XXX
222.383.000		222.383.000	222.383.000	222.383.000	222.383.000	222.383.000
71.021.XXX		71.022.XXX	71.023.XXX	71.024.XXX	71.025.XXX	71.026.XXX
222.384.000		222.384.000	222.384.000	222.384.000	222.384.000	222.384.000
20.040.000		20.040.000	20.040.000	20.040.000	20.040.000	20.040.000
71.139.XXX		71.140.XXX	71.141.XXX	71.142.XXX	71.143.XXX	71.144.XXX
71.198.XXX		71.199.XXX	71.200.XXX	71.201.XXX	71.202.XXX	71.203.XXX
74.093.000		74.093.000	74.093.000	74.093.000	74.093.000	74.093.000
74.094.000		74.094.000	74.094.000	74.094.000	74.094.000	74.094.000
74.092.000		74.092.000	74.092.000	74.092.000	74.092.000	74.092.000
74.099.000		74.099.000	74.099.000	74.099.000	74.099.000	74.099.000
71.249.XXX		71.250.XXX	71.251.XXX	71.252.XXX	71.253.XXX	71.254.XXX
74.093.000		74.093.000	74.093.000	74.093.000	74.093.000	74.093.000
74.092.000		74.092.000	74.092.000	74.092.000	74.092.000	74.092.000



**Remote Lock /
Remote Lock Mobile**
Electronic locking system
with hand-held radio control.

Colours

Housing available in 12 standard colours and 12 additional colours (with surcharge). When ordering, please use the desired three-digit colour code (instead of XXX). Custom colours on request.



» For colour information
see fold-out

3. Drawers, pull-out and adjustable shelves and hinged doors

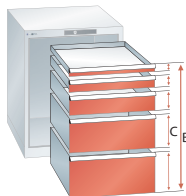
Drawers

Thanks to the multiplicity of available drawer specifications, every cabinet housing can be optimally configured for the items it will store. The 25 mm steps in the vertical supports in the cabinet housings match the different drawer front heights. This means that drawers with very different front heights can be built into the same cabinet housing in any sequence. The drawer walls are all equipped internally with a series of slots in Units (E's) of 17 mm, which means each can be sub-divided as required.



Ordering tips

When selecting drawers, the clear height of the cabinet housing defines the maximum size. The sum of the drawer front heights (C) must match the clear height (B) (see diagram). For filling and loading up the drawers and drawer cabinets please follow the installation manual and the loading rules. Drawer load capacity applies to an evenly distributed load.



Drawer safety catches

Standard

Standard configuration including single-drawer blocking system.

Safety catch on right

This is the minimum requirement for mobile drawer cabinets. One-sided drawer safety catch on the right can be released with one hand and prevents accidental opening of the drawer if the cabinet is unlocked.

Safety catch on right and left

Increased safety for applications in mobile configurations. The drawer safety catches positioned on both sides are operated with both hands, left and right.



Double safety catch






Has all the same features as the single safety catches on right and left but can be operated with one hand.

Lilo locking device

The Lilo security (Lock-in – Lock-out) fixes the drawer by means of an external lever in either an open or closed position.

Available from drawer load capacities of 200 kg.




H  mm	50*	75	
Usable height mm	32,5	57,5	
Side/back height mm	28,5	49	
 Load capacity 75	Art. no. 	Art. no. 	
Standard	72.027.XXX	72.028.XXX	
Safety catch on right**	72.137.XXX	72.138.XXX	
Safety catch on right and left	72.247.XXX	72.248.XXX	
Double safety catch	72.357.XXX	72.358.XXX	
 Load capacity 200		Art.-Nr. 	
Standard	-	72.029.XXX	
Safety catch on right**	-	72.139.XXX	
Safety catch on right and left	-	72.249.XXX	
Double safety catch	-	72.359.XXX	
Lilo locking device	-	72.447.XXX	

* Drawers with 50 mm front height must be positioned at the top.


** Required for mobile model.











 For other cabinet accessories, see page 134 onwards

 For partition material and labelling system see page 706 ff


18 x 36 E **27 x 36 E** 36 x 36 E 45 x 36 E 54 x 36 E 64 x 36 E 78 x 36 E

 459 x 612 mm


	100	125	150	200	250	300
	82,5	107,5	132,5	182,5	232,5	282,5
	76	76	126	176	226	276
Art. no. 		Art. no. 		Art. no. 		Art. no. 
72.030.XXX		72.032.XXX		72.036.XXX		72.040.XXX
72.140.XXX		72.142.XXX		72.146.XXX		72.150.XXX
72.250.XXX		72.252.XXX		72.256.XXX		72.260.XXX
72.360.XXX		72.362.XXX		72.366.XXX		72.370.XXX
Art.-Nr. 		Art.-Nr. 		Art.-Nr. 		Art.-Nr. 
72.031.XXX		72.033.XXX		72.037.XXX		72.041.XXX
72.141.XXX		72.143.XXX		72.147.XXX		72.151.XXX
72.251.XXX		72.253.XXX		72.257.XXX		72.261.XXX
72.361.XXX		72.363.XXX		72.367.XXX		72.371.XXX
72.448.XXX		72.449.XXX		72.451.XXX		72.453.XXX

Interior hinged doors for pull-out and adjustable shelves

Made from sheet steel as a front closing option for the pull-out and adjustable shelves which are built into the housing beneath the drawers. The total of the hinged doors' front height and the drawers' front heights must equal the clear height of the cabinet housing.

Specification	Height mm	Lock	Art. no. 
mounted on the right	450	no cylinder	74.112.XXX
mounted on the right	600	no cylinder	74.113.XXX
mounted on the left	450	no cylinder	74.126.XXX
mounted on the left	600	no cylinder	74.127.XXX
+ Separately lockable cylinder*			222.376.000

* For further cylinders (simultaneous locking/master key locking) see pages 88/89
"Cabinet housing with systems".



Pull-out and adjustable shelves for interior doors

Made from sheet steel, Dove grey NCS S 4502-B. Load capacity of pull-out shelves 75 kg, adjustable shelves 200 kg. Thanks to the 25 mm increments in the vertical supports in the cabinet housings, different shelves can be built into the same housing in any sequence.

Specification	Usable width mm	Usable depth mm	Installation height mm	Art. no.
Adjustable shelf	503	618	75	74.011.000
Pull-out shelf	434	612	100	74.010.000



Drawer cabinets 75/200

Ordering made easy:



Pre-configured ready to order articles are:
cabinet housing with locking system,
drawers and cabinet accessories

To be selected:

5. Partition material

Lista Units

18 x 27 E

27 x 27 E

36 x 27 E

54 x 27 E

Pre-configured cabinets with drawers



Made from the highest quality sheet steel, and with drawer heights from 50 to 300mm, the drawer housing can bear a total load of up to 4000 kg, provided the load is evenly distributed. Lista cabinets are fully modular and can be used on their own next to a workstation, combined with a workbench, stacked or as a mobile cabinet on castors.



Art. no. **78.621.514**

Housing: Light grey, RAL 7035

Fronts: Light blue, RAL 5012

(excl. partition material)

Colours

Cabinets available in 12 standard colours, 6 colour combinations and 12 additional colours (with surcharge). When ordering, please use the desired three-digit colour code (instead of XXX). Custom colours on request.



For colour information
see fold-out

Pre-configured cabinets available in 8 different heights

Further individual configurations are possible (see individual parts from page 98).



H ↑

700

800

850

1000

1450

962

1062

1112

mm



18 x 36 E 27 x 36 E **36 x 36 E** 45 x 36 E 54 x 36 E 64 x 36 E 78 x 36 E

W → 717 mm

D ↗ 725 mm

 612 x 612 mm

H ↑ 700 mm Clear height 600 mm



3 drawers

100 mm
200 mm
300 mm



5 drawers

50 mm*
100 mm
100 mm
150 mm
200 mm



6 drawers

75 mm
75 mm
100 mm
100 mm
100 mm
150 mm

kg	Lock	Art. no.	
75	Key Lock	78.616.XXX	
75	Code Lock	78.617.XXX	
200	Key Lock	78.618.XXX	
200	Code Lock	78.619.XXX	

kg	Lock	Art. no.	
75	Key Lock	78.620.XXX	
75	Code Lock	78.621.XXX	
200	Key Lock	78.622.XXX	
200	Code Lock	78.623.XXX	

kg	Lock	Art. no.	
75	Key Lock	78.624.XXX	
75	Code Lock	78.625.XXX	
200	Key Lock	78.626.XXX	
200	Code Lock	78.627.XXX	

* Load capacity max. 75 kg

H ↑ 800 mm Clear height 700 mm



3 drawers

200 mm
200 mm
300 mm



4 drawers

100 mm
150 mm
150 mm
300 mm



6 drawers

75 mm
75 mm
100 mm
100 mm
150 mm
200 mm

kg	Lock	Art. no.	
75	Key Lock	78.628.XXX	
75	Code Lock	78.629.XXX	
200	Key Lock	78.630.XXX	
200	Code Lock	78.631.XXX	

kg	Lock	Art. no.	
75	Key Lock	78.632.XXX	
75	Code Lock	78.633.XXX	
200	Key Lock	78.634.XXX	
200	Code Lock	78.635.XXX	

kg	Lock	Art. no.	
75	Key Lock	78.636.XXX	
75	Code Lock	78.637.XXX	
200	Key Lock	78.638.XXX	
200	Code Lock	78.639.XXX	

@ Lista online

The entire Lista range offers countless solutions for your specific needs. Online Compendium 2, the Lista Configurer and Lista Script can be found here:

www.lista.com



Ordering step 5.: suitable partition material see page 706 ff

Drawer cabinets 75/200



Lista Units

18 x 27 E

27 x 27 E

36 x 27 E

54 x 27 E

Preconfigured cabinets Stationary versions

H  **850 mm** Clear height 750 mm



4 drawers
100 mm
150 mm
200 mm
300 mm

kg		Art. no.	
75	Key Lock	79.382.XXX	
75	Code Lock	79.383.XXX	
200	Key Lock	79.498.XXX	
200	Code Lock	79.499.XXX	



5 drawers
50 mm*
100 mm
100 mm
200 mm
300 mm

kg		Art. no.	
75	Key Lock	14.411.XXX	
75	Code Lock	78.162.XXX	
200	Key Lock	14.505.XXX	
200	Code Lock	78.163.XXX	



5 drawers
100 mm
150 mm
150 mm
150 mm
200 mm

kg		Art. no.	
75	Key Lock	14.410.XXX	
75	Code Lock	78.164.XXX	
200	Key Lock	14.504.XXX	
200	Code Lock	78.165.XXX	



7 drawers
50 mm*
75 mm
75 mm
100 mm
100 mm
150 mm
200 mm

kg		Art. no.	
75	Key Lock	78.640.XXX	
75	Code Lock	78.641.XXX	
200	Key Lock	78.642.XXX	
200	Code Lock	78.643.XXX	



7 drawers
75 mm
75 mm
100 mm
100 mm
100 mm
150 mm
150 mm

kg		Art. no.	
75	Key Lock	14.409.XXX	
75	Code Lock	78.166.XXX	
200	Key Lock	14.503.XXX	
200	Code Lock	78.167.XXX	



8 drawers
50 mm*
75 mm
75 mm
100 mm
100 mm
100 mm
100 mm
150 mm

kg		Art. no.	
75	Key Lock	14.408.XXX	
75	Code Lock	78.168.XXX	
200	Key Lock	14.502.XXX	
200	Code Lock	78.169.XXX	

* Load capacity max. 75 kg



Art. no. **78.649.522**
Housing: Ruby red, RAL 3003
Fronts: Metallic grey, NCS S 6502-B
(excl. partition material)

H  **1000 mm** Clear height 900 mm



6 drawers
50 mm*
150 mm
150 mm
150 mm
200 mm
200 mm

kg		Art. no.	
75	Key Lock	14.417.XXX	
75	Code Lock	78.170.XXX	
200	Key Lock	14.510.XXX	
200	Code Lock	78.171.XXX	



6 drawers
100 mm
150 mm
150 mm
150 mm
150 mm
200 mm

kg		Art. no.	
75	Key Lock	14.415.XXX	
75	Code Lock	78.172.XXX	
200	Key Lock	14.509.XXX	
200	Code Lock	78.173.XXX	

18 x 36 E 27 x 36 E **36 x 36 E** 45 x 36 E 54 x 36 E 64 x 36 E 78 x 36 E

W → **717 mm**

D ↗ **725 mm**

 612 x 612 mm

H ↑ **1000 mm** Clear height 900 mm



7 drawers

50 mm*
75 mm
75 mm
100 mm
100 mm
200 mm
300 mm

kg		Art. no.	
75	Key Lock	14.416.XXX	
75	Code Lock	78.174.XXX	
200	Key Lock	18.205.XXX	
200	Code Lock	78.175.XXX	



7 drawers

75 mm
75 mm
100 mm
150 mm
150 mm
150 mm
200 mm

kg		Art. no.	
75	Key Lock	78.644.XXX	
75	Code Lock	78.645.XXX	
200	Key Lock	78.646.XXX	
200	Code Lock	78.647.XXX	



8 drawers

50 mm*
75 mm
75 mm
100 mm
100 mm
150 mm
150 mm
200 mm

kg		Art. no.	
75	Key Lock	14.414.XXX	
75	Code Lock	78.176.XXX	
200	Key Lock	14.508.XXX	
200	Code Lock	78.177.XXX	



8 drawers

75 mm
75 mm
100 mm
100 mm
100 mm
150 mm
150 mm
150 mm

kg		Art. no.	
75	Key Lock	14.412.XXX	
75	Code Lock	78.178.XXX	
200	Key Lock	14.506.XXX	
200	Code Lock	78.179.XXX	



9 drawers

100 mm
100 mm
100 mm
100 mm
100 mm
100 mm
100 mm
100 mm
100 mm

kg		Art. no.	
75	Key Lock	78.648.XXX	
75	Code Lock	78.649.XXX	
200	Key Lock	78.650.XXX	
200	Code Lock	78.651.XXX	



10 drawers

50 mm*
75 mm
75 mm
100 mm
100 mm
100 mm
100 mm
100 mm
100 mm
100 mm

kg		Art. no.	
75	Key Lock	14.413.XXX	
75	Code Lock	78.180.XXX	
200	Key Lock	14.507.XXX	
200	Code Lock	78.181.XXX	

* Load capacity max. 75 kg

H ↑ **1450 mm** Clear height 1350 mm



9 drawers

75 mm
75 mm
100 mm
100 mm
150 mm
150 mm
200 mm
200 mm
300 mm

kg		Art. no.	
75	Key Lock	78.309.XXX	
75	Code Lock	78.310.XXX	
200	Key Lock	14.511.XXX	
200	Code Lock	78.182.XXX	



9 drawers

100 mm
100 mm
100 mm
150 mm
150 mm
150 mm
150 mm
150 mm
300 mm

kg		Art. no.	
75	Key Lock	78.311.XXX	
75	Code Lock	78.312.XXX	
200	Key Lock	13.106.XXX	
200	Code Lock	78.183.XXX	




10 drawers

50 mm*
100 mm
100 mm
100 mm
100 mm
100 mm
200 mm
200 mm
200 mm
200 mm

kg		Art. no.	
75	Key Lock	78.313.XXX	
75	Code Lock	78.314.XXX	
200	Key Lock	14.512.XXX	
200	Code Lock	78.184.XXX	

Preconfigured cabinets

Mobile versions

H  **962 mm** Clear height 600 mm, housing height 700 mm



5 drawers

50 mm
100 mm
100 mm
150 mm
200 mm



5 drawers

75 mm
75 mm
100 mm
100 mm
250 mm



6 drawers

75 mm
75 mm
100 mm
100 mm
100 mm
150 mm

kg		Art. no.	
75	Key Lock	78.652.XXX	
75	Code Lock	78.653.XXX	

kg		Art. no.	
75	Key Lock	78.654.XXX	
75	Code Lock	78.655.XXX	

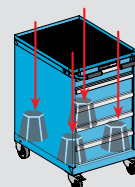
kg		Art. no.	
75	Key Lock	78.656.XXX	
75	Code Lock	78.657.XXX	



i Tip

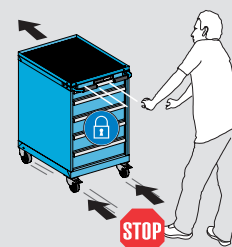
Safe handling of the mobile drawer cabinets

Particularly when using mobile cabinets, some rules need to be observed in daily use in order to ensure safety in the workplace.



1. Store the heaviest items in the bottom drawers

2. Secure position by activating the locking wheels, always lock the drawers



3. Tall and heavy inventory items and tools must not be transported using mobile cabinets

4. Do not tip cabinet and never use to transport people



18 x 36 E 27 x 36 E **36 x 36 E** 45 x 36 E 54 x 36 E 64 x 36 E 78 x 36 E

W → **717 mm**

D ↗ **725 mm**

 **612 x 612 mm**

H ↑ **1062 mm** Clear height **700 mm**, housing height **800 mm**



4 drawers

100 mm
150 mm
150 mm
300 mm



6 drawers

75 mm
75 mm
100 mm
100 mm
150 mm
200 mm



7 drawers

75 mm
75 mm
100 mm
100 mm
100 mm
100 mm
150 mm

kg	kg	Art. no.	
75	Key Lock	78.662.XXX	
75	Code Lock	78.663.XXX	

kg	kg	Art. no.	
75	Key Lock	78.660.XXX	
75	Code Lock	78.661.XXX	

kg	kg	Art. no.	
75	Key Lock	78.658.XXX	
75	Code Lock	78.659.XXX	

H ↑ **1112 mm** Clear height **750 mm**, housing height **850 mm**



7 drawers

50 mm
75 mm
75 mm
100 mm
100 mm
150 mm
200 mm



7 drawers

75 mm
75 mm
100 mm
100 mm
125 mm
125 mm
150 mm



8 drawers

75 mm
75 mm
75 mm
75 mm
100 mm
100 mm
100 mm
150 mm

kg	kg	Art. no.	
75	Key Lock	78.664.XXX	
75	Code Lock	78.665.XXX	

kg	kg	Art. no.	
75	Key Lock	78.666.XXX	
75	Code Lock	78.667.XXX	

kg	kg	Art. no.	
75	Key Lock	78.668.XXX	
75	Code Lock	78.669.XXX	



Art. no. **78.668.090**
Gentian blue, RAL 5010
(excl. partition material)

Equipment

All mobile drawer cabinets on these two pages are equipped with:

- 1 x 4-sided raised edge including ribbed mat
- 1 push bar
- 1 pair castor supports with rubber castors Ø 160 mm
- Drawer safety catch on right

Height raised edge incl. push bar	53 mm
Height pair of castor supports	209 mm
Castor load capacity	600 kg
Direction of travel	lengthwise



Ordering step 5.: suitable partition material see page 706 ff

2. Cabinet housing with locking systems

W  717 mm

D  725 mm




To have simultaneous locking of all drawers, each cabinet housing can be configured individually using the Key Lock, Code Lock, Remote Lock and Remote Lock Mobile systems. Different heights of drawers can be selected.



H 	mm	700	800
Clear height mm		600	700
 Key Lock		Art. no. 	Art. no. 
Housing incl. cylinder for separate locking 		71.090.XXX	71.091.XXX
Housing excl. cylinder for simultaneous locking 		71.031.XXX	71.032.XXX
+ Cylinder 2C____ (number according to choice)		222.383.000	222.383.000
For off-the-shelf cylinders with pre-defined numbers, see below*			
Housing excl. cylinder for master key locking system 		71.031.XXX	71.032.XXX
+ Cylinder for master key system		222.384.000	222.384.000
● Master key (registered system)		20.040.000	20.040.000
 Code Lock			
Housing with electronic lock per number code		71.149.XXX	71.150.XXX
 Remote Lock			
Housing with electronic remote locking		71.208.XXX	71.209.XXX
● Basic programming key		74.093.000	74.093.000
● Mains connection 230/110/12 VDC CH/EU/GB		74.094.000	74.094.000
○ Hand-held radio transmitter		74.092.000	74.092.000
○ Extension unit 4-pole, 1,850 mm long		74.099.000	74.099.000
 Remote Lock Mobile			
Housing with electronic remote locking, includes battery and charger		71.258.XXX	71.259.XXX
● Basic programming key		74.093.000	74.093.000
○ Hand-held radio transmitter		74.092.000	74.092.000

* Cylinder 2C with pre-defined number

 In stock	Art. no.
Cylinder 2C 1	222.377.000
Cylinder 2C 2	222.378.000
Cylinder 2C 3	222.379.000
Cylinder 2C 4	222.380.000
Cylinder 2C 5	222.381.000
Cylinder 2C 6	222.382.000


@ Lista online

The entire Lista range offers countless solutions for your specific needs. Online Compendium 2, the Lista Configurer and Lista Script can be found here:

www.lista.com



- Required for operation
- State requirements/quantities
- + Please state the existing cylinder number for a repeat orders

 For locking systems see page 24

18 x 36 E 27 x 36 E **36 x 36 E** 45 x 36 E 54 x 36 E 64 x 36 E 78 x 36 E



Drawer
cabinets

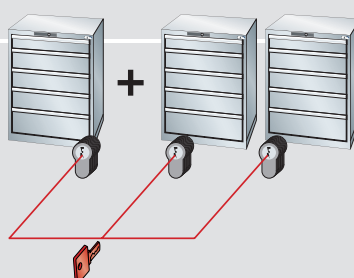
	850		1000		1150		1325		1450		1625	
	750		900		1050		1225		1350		1525	
	Art. no.		Art. no.		Art. no.		Art. no.		Art. no.		Art. no.	
	71.092.XXX		71.093.XXX		71.094.XXX		71.095.XXX		71.096.XXX		71.097.XXX	
	71.033.XXX		71.034.XXX		71.035.XXX		71.036.XXX		71.037.XXX		71.038.XXX	
	222.383.000		222.383.000		222.383.000		222.383.000		222.383.000		222.383.000	
	71.033.XXX		71.034.XXX		71.035.XXX		71.036.XXX		71.037.XXX		71.038.XXX	
	222.384.000		222.384.000		222.384.000		222.384.000		222.384.000		222.384.000	
	20.040.000		20.040.000		20.040.000		20.040.000		20.040.000		20.040.000	
	71.151.XXX		71.152.XXX		71.153.XXX		71.154.XXX		71.155.XXX		71.156.XXX	
	71.210.XXX		71.211.XXX		71.212.XXX		71.213.XXX		71.214.XXX		71.215.XXX	
	74.093.000		74.093.000		74.093.000		74.093.000		74.093.000		74.093.000	
	74.094.000		74.094.000		74.094.000		74.094.000		74.094.000		74.094.000	
	74.092.000		74.092.000		74.092.000		74.092.000		74.092.000		74.092.000	
	74.099.000		74.099.000		74.099.000		74.099.000		74.099.000		74.099.000	
	71.260.XXX		71.261.XXX		-		-		-		-	
	74.093.000		74.093.000		-		-		-		-	
	74.092.000		74.092.000		-		-		-		-	

i Tip

Extending simultaneous locking

Assume that simultaneous locking is wanted for an existing cupboard and some new ones. Solution:

1. Order the housing (e.g. in Light blue) without the individual cylinders (e.g. Art. no. 71.034.010)
2. Select cylinders with the lock number of the existing cabinet (Art. no. 222.383.000) and quote the cylinder number (e.g. 2C 365)



Colours

Housing available in 12 standard colours and 12 additional colours (with surcharge). When ordering, please use the desired three-digit colour code (instead of XXX). Custom colours on request.



» For colour information
see fold-out

3. Drawers, pull-out and adjustable shelves and hinged doors



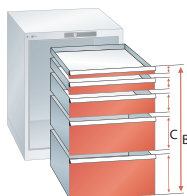
Drawers







Thanks to the multiplicity of available drawer specifications, every cabinet housing can be optimally configured for the items it will store. The 25 mm steps in the vertical supports in the cabinet housings match the different drawer front heights. This means that drawers with very different front heights can be built into the same cabinet housing in any sequence. The drawer walls are all equipped internally with a series of slots in Units (E's) of 17 mm, which means each can be sub-divided as required.



Ordering tips

When selecting drawers, the clear height of the cabinet housing defines the maximum size. The sum of the drawer front heights (C) must match the clear height (B) (see diagram). For filling and loading up the drawers and drawer cabinets please follow the installation manual and the loading rules. Drawer load capacity applies to an evenly distributed load.





H  mm	50*	75	
Usable height mm	32,5	57,5	
Side/back height mm	28,5	49	
 Load capacity 75	Art. no. 	Art. no. 	
Standard	72.057.XXX	72.058.XXX	
Safety catch on right**	72.167.XXX	72.168.XXX	
Safety catch on right and left	72.277.XXX	72.278.XXX	
Double safety catch	72.387.XXX	72.388.XXX	
 Load capacity 200		Art. no. 	
Standard	-	72.059.XXX	
Safety catch on right**	-	72.169.XXX	
Safety catch on right and left	-	72.279.XXX	
Double safety catch	-	72.389.XXX	
Lilo locking device	-	72.461.XXX	

* Drawers with 50 mm front height must be positioned at the top.

** Required for mobile model.

Pull-out shelves

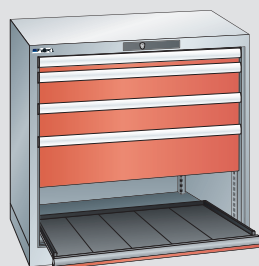
Cannot be combined with interior doors. For storage of heavy items and assemblies. Variable fitting heights of 25 by 25 mm in the cabinet housing. The inserted slats enable stored items to be stored and withdrawn flush with the handle. Specification: Sheet steel. Colours: according to colour chart. Strips are made of sendzimir galvanised shaped sheet steel.

Specification		Usable width mm	Usable depth mm	Installation height mm	Art. no. 	
Pull-out shelf	75	612	612	75	79.218.XXX	
Pull-out shelf	200	612	612	75	79.222.XXX	

i Tip


Combining drawers and pull-out shelves

With drawer cabinets, it is also possible to install pull-out shelves for very tall and bulky goods. In this case, the locking mechanism is openly accessible and the drawers located above cannot be effectively locked.

















18 x 36 E 27 x 36 E **36 x 36 E** 45 x 36 E 54 x 36 E 64 x 36 E 78 x 36 E

 612 x 612 mm




Drawer
cabinets

	100	125	150	200	250	300
	82,5	107,5	132,5	182,5	232,5	282,5
	76	76	126	176	226	276
Art. no. 	Art. no. 	Art. no. 	Art. no. 	Art. no. 	Art. no. 	Art. no. 
72.060.XXX	72.062.XXX	72.064.XXX	72.066.XXX	72.068.XXX	72.070.XXX	
72.170.XXX	72.172.XXX	72.174.XXX	72.176.XXX	72.178.XXX	72.180.XXX	
72.280.XXX	72.282.XXX	72.284.XXX	72.286.XXX	72.288.XXX	72.290.XXX	
72.390.XXX	72.392.XXX	72.394.XXX	72.396.XXX	72.398.XXX	72.400.XXX	
Art. no. 	Art. no. 	Art. no. 	Art. no. 	Art. no. 	Art. no. 	Art. no. 
72.061.XXX	72.063.XXX	72.065.XXX	72.067.XXX	72.069.XXX	72.071.XXX	
72.171.XXX	72.173.XXX	72.175.XXX	72.177.XXX	72.179.XXX	72.181.XXX	
72.281.XXX	72.283.XXX	72.285.XXX	72.287.XXX	72.289.XXX	72.291.XXX	
72.391.XXX	72.393.XXX	72.395.XXX	72.397.XXX	72.399.XXX	72.401.XXX	
72.462.XXX	72.463.XXX	72.464.XXX	72.465.XXX	72.466.XXX	72.467.XXX	

Interior hinged doors for adjustable shelves

Made from sheet steel as a front closing option for the adjustable shelves which are built into the housing beneath the drawers. The total of the hinged doors' front height and the drawers' front heights must equal the clear height of the cabinet housing.


Specification	Height mm	Lock	Art. no. 
mounted on the right	450	no cylinder	74.128.XXX
mounted on the right	600	no cylinder	74.129.XXX
mounted on the left	450	no cylinder	74.130.XXX
mounted on the left	600	no cylinder	74.131.XXX
+ Separately lockable cylinder*			222.376.000


* For further cylinders (simultaneous locking/master key locking) see pages 98/99 "Cabinet housing with systems".

Adjustable shelves for interior doors

Made from sheet steel, Dove grey NCS S 4502-B. Load capacity 200 kg. Thanks to the 25 mm increments in the vertical supports in the cabinet housings different shelves can be built into the same housing in any sequence.


Specification	Usable width mm	Usable depth mm	Installation height mm	Art. no.
Adjustable shelf	656	618	75	74.106.000

 For partition material and labelling system see page 706 ff

 For drawer safety catches, see page 25



  3. 4. 5.

 For other cabinet accessories, see page 134 onwards

Drawer cabinets 75/200

Ordering made easy:



Pre-configured ready to order articles are:
cabinet housing with locking system,
drawers and cabinet accessories

To be selected:

5. Partition material

Lista Units

18 x 27 E

27 x 27 E


36 x 27 E

54 x 27 E

Pre-configured cabinets with drawers



Made from the highest quality sheet steel, and with drawer heights from 50 to 300mm, the drawer housing can bear a total load of up to 4000 kg, provided the load is evenly distributed. Lista cabinets are fully modular and can be used on their own next to a workstation, combined with a workbench, stacked or as a mobile cabinet on castors.



Art. no. **78.682.519**
Housing: Light grey, RAL 7035
Fronts: Metallic grey, NCS S 6502-B
(excl. partition material)

Colours

Cabinets available in 12 standard colours, 6 colour combinations and 12 additional colours (with surcharge). When ordering, please use the desired three-digit colour code (instead of XXX). Custom colours on request.



Pre-configured cabinets available in 6 different heights

Further individual configurations are possible (see individual parts from page 106).



For colour information
see fold-out

H ↑

700

850

1000

1450

962

1112




mm


 18 x 36 E 27 x 36 E 36 x 36 E **45 x 36 E** 54 x 36 E 64 x 36 E 78 x 36 E

W → 870 mm

D ↗ 725 mm

 765 x 612 mm



H ↑ 700 mm Clear height 600 mm

 3 drawers
100 mm
200 mm
300 mm

 5 drawers
75 mm
75 mm
100 mm
100 mm
250 mm**

 6 drawers
75 mm
75 mm
100 mm
100 mm
100 mm
150 mm

kg	Lock	Art. no.	
75	Key Lock	79.486.XXX	
75	Code Lock	79.487.XXX	
200	Key Lock	78.386.XXX	
200	Code Lock	78.387.XXX	

kg	Lock	Art. no.	
75	Key Lock	78.674.XXX	
75	Code Lock	78.675.XXX	
200	Key Lock	78.676.XXX	
200	Code Lock	78.677.XXX	

kg	Lock	Art. no.	
75	Key Lock	78.678.XXX	
75	Code Lock	78.679.XXX	
200	Key Lock	78.680.XXX	
200	Code Lock	78.681.XXX	

H ↑ 850 mm Clear height 750 mm

 7 drawers
50 mm*
75 mm
75 mm
100 mm
100 mm
150 mm
200 mm

 7 drawers
75 mm
75 mm
100 mm
100 mm
125 mm
125 mm
150 mm

 8 drawers
75 mm
75 mm
75 mm
75 mm
100 mm
100 mm
100 mm
150 mm

kg	Lock	Art. no.	
75	Key Lock	78.686.XXX	
75	Code Lock	78.687.XXX	
200	Key Lock	78.688.XXX	
200	Code Lock	78.689.XXX	

kg	Lock	Art. no.	
75	Key Lock	78.690.XXX	
75	Code Lock	78.691.XXX	
200	Key Lock	78.692.XXX	
200	Code Lock	78.693.XXX	

kg	Lock	Art. no.	
75	Key Lock	78.682.XXX	
75	Code Lock	78.683.XXX	
200	Key Lock	78.684.XXX	
200	Code Lock	78.685.XXX	

* Load capacity max. 75 kg

** Load capacity 200 kg

@ Lista online

The entire Lista range offers countless solutions for your specific needs. Online Compendium 2, the Lista Configurer and Lista Script can be found here:

www.lista.com



Ordering step 5.: suitable partition material see page 706 ff

Drawer cabinets 75/200

Lista Units

18 x 27 E

27 x 27 E

36 x 27 E

54 x 27 E

Preconfigured cabinets Stationary and mobile versions

H ↑ 1000 mm Clear height **900 mm**



7 drawers

50 mm*
75 mm
75 mm
100 mm
100 mm
200 mm
300 mm**



8 drawers

50 mm*
75 mm
75 mm
100 mm
100 mm
100 mm
150 mm
250 mm**



9 drawers

50 mm*
50 mm*
50 mm*
75 mm
75 mm
100 mm
100 mm
150 mm
250 mm**

kg		Art. no.	
75	Key Lock	78.694.XXX	
75	Code Lock	78.695.XXX	
200	Key Lock	78.696.XXX	
200	Code Lock	78.697.XXX	

kg		Art. no.	
75	Key Lock	78.698.XXX	
75	Code Lock	78.699.XXX	
200	Key Lock	78.700.XXX	
200	Code Lock	78.701.XXX	

kg		Art. no.	
75	Key Lock	78.702.XXX	
75	Code Lock	78.703.XXX	
200	Key Lock	78.704.XXX	
200	Code Lock	78.705.XXX	

H ↑ 1450 mm Clear height **1350 mm**



9 drawers

100 mm
100 mm
100 mm
150 mm
150 mm
150 mm
150 mm
150 mm
300 mm**



9 drawers

150 mm
150 mm
150 mm
150 mm
150 mm
150 mm
150 mm
150 mm
150 mm



13 drawers

75 mm
75 mm
75 mm
75 mm
100 mm
100 mm
100 mm
100 mm
100 mm
100 mm
150 mm
150 mm
150 mm

kg		Art. no.	
75	Key Lock	78.706.XXX	
75	Code Lock	78.707.XXX	
200	Key Lock	78.708.XXX	
200	Code Lock	78.709.XXX	

kg		Art. no.	
75	Key Lock	78.710.XXX	
75	Code Lock	78.711.XXX	
200	Key Lock	78.712.XXX	
200	Code Lock	78.713.XXX	

kg		Art. no.	
75	Key Lock	78.714.XXX	
75	Code Lock	78.715.XXX	
200	Key Lock	78.716.XXX	
200	Code Lock	78.717.XXX	

* Load capacity max. 75 kg

** Load capacity 200 kg

i Tip

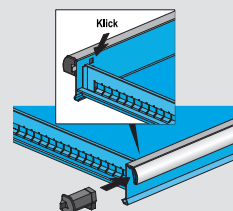
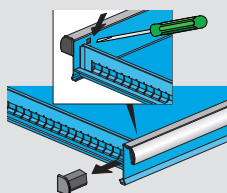
Making stationary mobile

Stationary cabinets can be retrofitted at any time to turn them into mobile units. However, this does require installation of a push rod and a single drawer safety catch on the right-hand side of each drawer. The push rod and single drawer safety catch can be

ordered as spare parts.

Installation of the single drawer safety catch:

1. Remove handle cover from handle
2. Slide in the single drawer safety catch to the right
3. The single drawer safety catch clicks into place



18 x 36 E 27 x 36 E 36 x 36 E **45 x 36 E** 54 x 36 E 64 x 36 E 78 x 36 E

W → 870 mm

D ↗ 725 mm

 765 x 612 mm

H ↑ 962 mm Clear height 600 mm, housing height 700 mm



5 drawers
50 mm
100 mm
100 mm
150 mm
200 mm

kg		Art. no.	
75	Key Lock	78.718.XXX	
75	Code Lock	78.719.XXX	



5 drawers
75 mm
75 mm
100 mm
100 mm
250 mm**

kg		Art. no.	
75	Key Lock	78.720.XXX	
75	Code Lock	78.721.XXX	

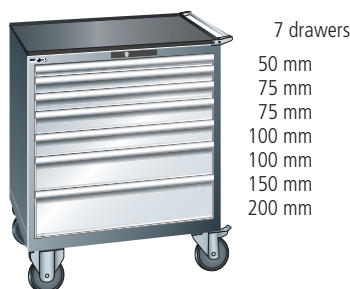


6 drawers
75 mm
75 mm
100 mm
100 mm
100 mm
150 mm

kg		Art. no.	
75	Key Lock	78.722.XXX	
75	Code Lock	78.723.XXX	

** Load capacity 200 kg

H ↑ 1112 mm Clear height 750 mm, housing height 850 mm



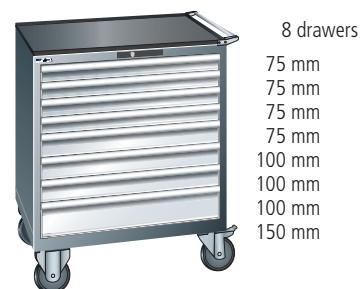
7 drawers
50 mm
75 mm
75 mm
100 mm
100 mm
150 mm
200 mm

kg		Art. no.	
75	Key Lock	78.724.XXX	
75	Code Lock	78.725.XXX	



7 drawers
75 mm
75 mm
100 mm
100 mm
125 mm
125 mm
150 mm

kg		Art. no.	
75	Key Lock	78.726.XXX	
75	Code Lock	78.727.XXX	



8 drawers
75 mm
75 mm
75 mm
75 mm
100 mm
100 mm
100 mm
150 mm

kg		Art. no.	
75	Key Lock	78.728.XXX	
75	Code Lock	78.729.XXX	

Art. no. **78.728.010**
Light blue, RAL 5012
(excl. partition material)



Equipment

All mobile drawer cabinets on this page are equipped with:

- 1 x 4-sided raised edge including ribbed mat
- 1 push bar
- 1 pair castor supports with rubber castors Ø 160 mm
- Drawer safety catch on right

Height raised edge incl. push bar	53 mm
Height pair of castor supports	209 mm
Castor load capacity	600 kg
Direction of travel	transverse



Ordering step 5.: suitable partition material see page 706 ff


2. Cabinet housing with locking systems



To have simultaneous locking of all drawers, each cabinet housing can be configured individually using the Key Lock, Code Lock, Remote Lock and Remote Lock Mobile systems. Different heights of drawers can be selected.



- Required for operation
- State requirements/quantities
- + Please state the existing cylinder number for a repeat orders

 For locking systems see page 24

Colours

Housing available in 12 standard colours and 12 additional colours (with surcharge). When ordering, please use the desired three-digit colour code (instead of XXX). Custom colours on request.



 For colour information see fold-out




W  870 mm

D  725 mm






H 	mm	700		
	Clear height mm	600		
 Key Lock		Art. no. 		
Housing incl. cylinder for separate locking	  	71.098.XXX		
Housing excl. cylinder for simultaneous locking	  	71.039.XXX		
+ Cylinder 2C____ (number according to choice)		222.383.000		
For off-the-shelf cylinders with pre-defined numbers, see below*				
Housing excl. cylinder for master key locking system	     	71.039.XXX		
+ Cylinder for master key system		222.384.000		
● Master key (registered system)		20.040.000		
 Code Lock				
Housing with electronic lock per number code		71.157.XXX		
 Remote Lock				
Housing with electronic remote locking		71.216.XXX		
● Basic programming key		74.093.000		
● Mains connection 230/110/12 VDC CH/EU/GB		74.094.000		
○ Hand-held radio transmitter		74.092.000		
○ Extension unit 4-pole, 1850 mm long		74.099.000		
 Remote Lock Mobile				
Housing with electronic remote locking, includes battery and charger		71.262.XXX		
● Basic programming key		74.093.000		
○ Hand-held radio transmitter		74.092.000		

* Cylinder 2C with pre-defined number

 In stock	Art. no.	
Cylinder 2C 1	222.377.000	
Cylinder 2C 2	222.378.000	
Cylinder 2C 3	222.379.000	
Cylinder 2C 4	222.380.000	
Cylinder 2C 5	222.381.000	
Cylinder 2C 6	222.382.000	

18 x 36 E 27 x 36 E 36 x 36 E **45 x 36 E** 54 x 36 E 64 x 36 E 78 x 36 E



	850		1000		1450	
	750		900		1350	
	Art. no. 		Art. no. 		Art. no. 	
	71.099.XXX		71.100.XXX		71.101.XXX	
	71.040.XXX		71.041.XXX		71.042.XXX	
	222.383.000		222.383.000		222.383.000	
	71.040.XXX		71.041.XXX		71.042.XXX	
	222.384.000		222.384.000		222.384.000	
	20.040.000		20.040.000		20.040.000	
	71.158.XXX		71.159.XXX		71.160.XXX	

	71.217.XXX		71.218.XXX		71.219.XXX	
	74.093.000		74.093.000		74.093.000	
	74.094.000		74.094.000		74.094.000	
	74.092.000		74.092.000		74.092.000	
	74.099.000		74.099.000		74.099.000	
	71.263.XXX		71.264.XXX		-	
	74.093.000		74.093.000		-	
	74.092.000		74.092.000		-	



@ Lista online

The entire Lista range offers countless solutions for your specific needs. Online Compendium 2, the Lista Configurer and Lista Script can be found here:

www.lista.com

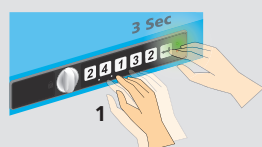


i Tip

Delete all codes (Master-code is known)

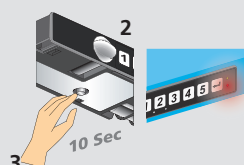
If all the codes are to be deleted, this can be done in a few simple steps:

1. Enter the Master Code and confirm, Access to release lock active for 3 seconds (green light)



2. Turn knob to horizontal position
3. Press program key for 10 seconds,

Program/delete key shows red light
Release unlocking turns to green



4. Lista works code 1 2 3 4 5 (Enter symbol) has been reinstated



3. Drawers and pull-out shelves

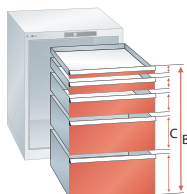
Drawers

Thanks to the multiplicity of available drawer specifications, every cabinet housing can be optimally configured for the items it will store. The 25 mm steps in the vertical supports in the cabinet housings match the different drawer front heights. This means that drawers with very different front heights can be built into the same cabinet housing in any sequence. The drawer walls are all equipped internally with a series of slots in Units (E's) of 17 mm, which means each can be sub-divided as required.



Ordering tips

When selecting drawers, the clear height of the cabinet housing defines the maximum size. The sum of the drawer front heights (C) must match the clear height (B) (see diagram). For filling and loading up the drawers and drawer cabinets please follow the installation manual and the loading rules. Drawer load capacity applies to an evenly distributed load.



Drawer safety catches

Standard

Standard configuration including single-drawer blocking system.

Safety catch on right

This is the minimum requirement for mobile drawer cabinets. One-sided drawer safety catch on the right can be released with one hand and prevents accidental opening of the drawer if the cabinet is unlocked.

Safety catch on right and left



Increased safety for applications in mobile configurations. The drawer safety catches positioned on both sides are operated with both hands, left and right.







Double safety catch

Has all the same features as the single safety catches on right and left but can be operated with one hand.

Lilo locking device

The Lilo security (Lock-in – Lock-out) fixes the drawer by means of an external lever in either an open or closed position. Available from drawer load capacities of 200 kg.



H  mm	50*	75	
Usable height mm	32,5	57,5	
Side/back height mm	28,5	49	
 Load capacity 75	Art. no. 	Art. no. 	
Standard	72.072.XXX	72.540.XXX	
Safety catch on right**	72.182.XXX	72.519.XXX	
Safety catch on right and left	72.292.XXX	72.590.XXX	
Double safety catch	72.402.XXX	72.609.XXX	
 Load capacity 200		Art. no. 	
Standard	-	72.073.XXX	
Safety catch on right**	-	72.183.XXX	
Safety catch on right and left	-	72.293.XXX	
Double safety catch	-	72.403.XXX	
Lilo locking device	-	72.468.XXX	


* Drawers with 50 mm front height must be positioned at the top.









** Required for mobile model.



18 x 36 E 27 x 36 E 36 x 36 E **45 x 36 E** 54 x 36 E 64 x 36 E 78 x 36 E


 765 x 612 mm





	100	125	150	200	250	300
	82,5	107,5	132,5	182,5	232,5	282,5
	76	76	126	176	226	276
Art. no. 	Art. no. 	Art. no. 	Art. no. 			
72.541.XXX	72.542.XXX	72.543.XXX	72.544.XXX	-	-	
72.520.XXX	72.521.XXX	72.522.XXX	72.523.XXX	-	-	
72.591.XXX	72.592.XXX	72.593.XXX	72.594.XXX	-	-	
72.610.XXX	72.611.XXX	72.612.XXX	72.613.XXX	-	-	
Art. no. 	Art. no. 	Art. no. 	Art. no. 	Art. no. 	Art. no. 	
72.074.XXX	72.075.XXX	72.076.XXX	72.077.XXX	72.078.XXX	72.079.XXX	
72.184.XXX	72.185.XXX	72.186.XXX	72.187.XXX	72.188.XXX	72.189.XXX	
72.294.XXX	72.295.XXX	72.296.XXX	72.297.XXX	72.298.XXX	72.299.XXX	
72.404.XXX	72.405.XXX	72.406.XXX	72.407.XXX	72.408.XXX	72.409.XXX	
72.469.XXX	72.470.XXX	72.471.XXX	72.472.XXX	72.473.XXX	72.474.XXX	

Pull-out shelves

For storage of heavy items and assemblies. Variable fitting heights of 25 by 25 mm in the cabinet housing. The inserted slats enable stored items to be stored and withdrawn flush with the handle. Specification: Sheet steel. Colours: according to colour chart. Strips are made of sendzimir galvanised shaped sheet steel.



Specification	 kg	Usable width mm	Usable depth mm	Installation height mm	Art. no. 	
Pull-out shelf	75	765	612	75	79.519.XXX	
Pull-out shelf	200	765	612	75	79.520.XXX	


Colours

Fronts available in 12 standard colours and 12 additional colours (with surcharge). When ordering, please use the desired three-digit colour code (instead of XXX). Custom colours on request.



 For colour information see fold-out

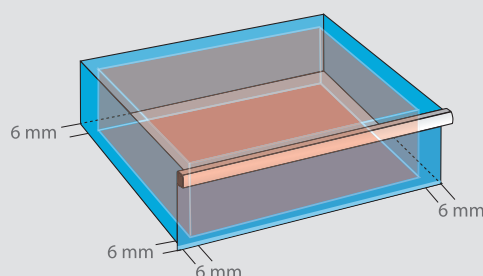
  **3.** **4.** **5.**

 For other cabinet accessories, see page 134 onwards

i Tip

Calculation of the drawer clear volume

To calculate the clear volume at least 6 mm needs to be deducted on each side from the usable surface of the drawer.



Drawer cabinets 75/200

Ordering made easy:



Pre-configured ready to order articles are:
cabinet housing with locking system,
drawers and cabinet accessories

To be selected:

5. Partition material

Lista Units

18 x 27 E

27 x 27 E

36 x 27 E

54 x 27 E

Pre-configured cabinets with drawers



Made from the highest quality sheet steel, and with drawer heights from 50 to 300mm, the drawer housing can bear a total load of up to 4000 kg, provided the load is evenly distributed. Lista cabinets are fully modular and can be used on their own next to a workstation, combined with a workbench, stacked or as a mobile cabinet on castors.



Art. no. **78.794.512**
Housing: Light grey, RAL 7035
Fronts: Ruby red, RAL 3003.
(excl. partition material)



Pre-configured cabinets available in 5 different heights

Further individual configurations are possible (see individual parts from page 114).



H 

700

850

1000

1450

962

mm



18 x 36 E 27 x 36 E 36 x 36 E 45 x 36 E **54 x 36 E** 64 x 36 E 78 x 36 E

W → 1023 mm

D ↗ 725 mm

 918 x 612 mm

H ↑ 700 mm Clear height 600 mm



4 drawers
100 mm
150 mm
150 mm
200 mm



5 drawers
75 mm
75 mm
100 mm
150 mm
200 mm



6 drawers
75 mm
75 mm
100 mm
100 mm
100 mm
150 mm

kg	Lock	Art. no.	
75	Key Lock	78.784.XXX	
75	Code Lock	78.785.XXX	
200	Key Lock	78.786.XXX	
200	Code Lock	78.787.XXX	

kg	Lock	Art. no.	
75	Key Lock	78.788.XXX	
75	Code Lock	78.789.XXX	
200	Key Lock	78.790.XXX	
200	Code Lock	78.791.XXX	

kg	Lock	Art. no.	
75	Key Lock	78.792.XXX	
75	Code Lock	78.793.XXX	
200	Key Lock	78.794.XXX	
200	Code Lock	78.795.XXX	

H ↑ 850 mm Clear height 750 mm



5 drawers
100 mm
100 mm
100 mm
150 mm
300 mm**



6 drawers
75 mm
75 mm
100 mm
100 mm
150 mm
250 mm**



7 drawers
50 mm*
75 mm
75 mm
100 mm
100 mm
150 mm
200 mm

kg	Lock	Art. no.	
75	Key Lock	78.796.XXX	
75	Code Lock	78.797.XXX	
200	Key Lock	78.798.XXX	
200	Code Lock	78.799.XXX	

kg	Lock	Art. no.	
75	Key Lock	78.800.XXX	
75	Code Lock	78.801.XXX	
200	Key Lock	78.802.XXX	
200	Code Lock	78.803.XXX	

kg	Lock	Art. no.	
75	Key Lock	78.804.XXX	
75	Code Lock	78.805.XXX	
200	Key Lock	78.806.XXX	
200	Code Lock	78.807.XXX	

* Load capacity max. 75 kg

** Load capacity 200 kg

Colours

Cabinets available in 12 standard colours, 6 colour combinations and 12 additional colours (with surcharge). When ordering, please use the desired three-digit colour code (instead of XXX). Custom colours on request.



➤ For colour information see fold-out



➤ Ordering step 5.: suitable partition material see page 706 ff

Drawer cabinets 75/200



Lista Units

18 x 27 E

27 x 27 E

36 x 27 E

54 x 27 E

Preconfigured cabinets Stationary and mobile versions

H  **1000 mm** Clear height **900 mm**



5 drawers

100 mm
100 mm
200 mm
200 mm
300 mm**

kg	Lock	Art. no.	
75	Key Lock	79.390.XXX	
75	Code Lock	79.391.XXX	
200	Key Lock	79.392.XXX	
200	Code Lock	79.393.XXX	



6 drawers

100 mm
150 mm
150 mm
150 mm
150 mm
200 mm

kg	Lock	Art. no.	
75	Key Lock	78.291.XXX	
75	Code Lock	78.301.XXX	
200	Key Lock	14.515.XXX	
200	Code Lock	78.186.XXX	



7 drawers

50 mm*
75 mm
75 mm
100 mm
100 mm
200 mm
300 mm**

kg	Lock	Art. no.	
75	Key Lock	78.292.XXX	
75	Code Lock	78.302.XXX	
200	Key Lock	14.516.XXX	
200	Code Lock	78.187.XXX	



8 drawers

50 mm*
75 mm
75 mm
100 mm
100 mm
150 mm
150 mm
200 mm

kg	Lock	Art. no.	
75	Key Lock	78.293.XXX	
75	Code Lock	78.303.XXX	
200	Key Lock	12.541.XXX	
200	Code Lock	78.188.XXX	



8 drawers

75 mm
75 mm
100 mm
100 mm
100 mm
150 mm
150 mm
150 mm

kg	Lock	Art. no.	
75	Key Lock	78.294.XXX	
75	Code Lock	78.304.XXX	
200	Key Lock	14.513.XXX	
200	Code Lock	78.189.XXX	



Art. no. **14.516.514**
Housing: Light grey, RAL 7035
Fronts: Light blue, RAL 5012
(excl. partition material)



10 drawers

50 mm*
75 mm
75 mm
100 mm
100 mm
100 mm
100 mm
100 mm
100 mm
100 mm

kg	Lock	Art. no.	
75	Key Lock	78.295.XXX	
75	Code Lock	78.305.XXX	
200	Key Lock	14.514.XXX	
200	Code Lock	78.190.XXX	

* Load capacity max. 75 kg

** Load capacity 200 kg

18 x 36 E 27 x 36 E 36 x 36 E 45 x 36 E **54 x 36 E** 64 x 36 E 78 x 36 E

W → 1023 mm

D ↗ 725 mm

 918 x 612 mm

H ↑ 1450 mm Clear height 1350 mm



9 drawers

75 mm
75 mm
100 mm
100 mm
150 mm
150 mm
200 mm
200 mm
300 mm**



9 drawers

100 mm
100 mm
100 mm
150 mm
150 mm
150 mm
150 mm
150 mm
300 mm**



10 drawers

50 mm*
100 mm
100 mm
100 mm
100 mm
100 mm
200 mm
200 mm
200 mm
200 mm

kg		Art. no.	
75	Key Lock	78.296.XXX	
75	Code Lock	78.306.XXX	
200	Key Lock	12.550.XXX	
200	Code Lock	78.191.XXX	

kg		Art. no.	
75	Key Lock	78.297.XXX	
75	Code Lock	78.307.XXX	
200	Key Lock	14.518.XXX	
200	Code Lock	78.192.XXX	

kg		Art. no.	
75	Key Lock	78.298.XXX	
75	Code Lock	78.308.XXX	
200	Key Lock	14.519.XXX	
200	Code Lock	78.193.XXX	

* Load capacity max. 75 kg

** Load capacity 200 kg

H ↑ 962 mm Clear height 600 mm, housing height 700 mm



4 drawers

100 mm
150 mm
150 mm
200 mm



5 drawers

75 mm
75 mm
100 mm
150 mm
200 mm



6 drawers

75 mm
75 mm
100 mm
100 mm
100 mm
150 mm

kg		Art. no.	
75	Key Lock	78.808.XXX	
75	Code Lock	78.809.XXX	

kg		Art. no.	
75	Key Lock	78.810.XXX	
75	Code Lock	78.811.XXX	

kg		Art. no.	
75	Key Lock	78.812.XXX	
75	Code Lock	78.813.XXX	

Equipment

All mobile drawer cabinets on this page are equipped with:

- 1 x 4-sided raised edge including ribbed mat
- 1 push bar
- 1 pair castor supports with rubber castors Ø 160 mm
- Drawer safety catch on right

Height raised edge incl. push bar	53 mm
Height pair of castor supports	209 mm
Castor load capacity	600 kg
Direction of travel	transverse



Art. no. **78.812.010**
Light blue, RAL 5012
(excl. partition material)

2. Cabinet housing with locking systems



To lock all drawers simultaneously, the cabinet housing can be customised with the electronic Key Lock, Code Lock, Remote Lock and Remote Lock Mobile systems. Different drawer heights can be selected in this regard.



- Required for operation
- State requirements/quantities

+ Please state the existing cylinder number for a repeat orders

Colours

Housing available in 12 standard colours and 12 additional colours (with surcharge). When ordering, please use the desired three-digit colour code (instead of XXX). Custom colours on request.




















For colour information see fold-out




W  1023 mm

D  725 mm



H 	mm	700		
	Clear height mm	600		
 Key Lock		Art. no. 		
Housing incl. cylinder for separate locking	  	71.106.XXX		
Housing excl. cylinder for simultaneous locking	  	71.047.XXX		
+ Cylinder 2C____ (number according to choice)		222.383.000		
For off-the-shelf cylinders with pre-defined numbers, see below*				
Housing excl. cylinder for master key locking system	    	71.047.XXX		
+ Cylinder for master key system		222.384.000		
● Master key (registered system)		20.040.000		
 Code Lock				
Housing with electronic lock per number code		71.165.XXX		
 Remote Lock				
Housing with electronic remote locking		71.224.XXX		
● Basic programming key		74.093.000		
● Mains connection 230/110/12 VDC CH/EU/GB		74.094.000		
○ Hand-held radio transmitter		74.092.000		
○ Extension unit 4-pole, 1850 mm long		74.099.000		
 Remote Lock Mobile				
Housing with electronic remote locking, includes battery and charger		71.268.XXX		
● Basic programming key		74.093.000		
○ Hand-held radio transmitter		74.092.000		

* Cylinder 2C with pre-defined number

 In stock	Art. no.	
Cylinder 2C 1	222.377.000	
Cylinder 2C 2	222.378.000	
Cylinder 2C 3	222.379.000	
Cylinder 2C 4	222.380.000	
Cylinder 2C 5	222.381.000	
Cylinder 2C 6	222.382.000	

18 x 36 E 27 x 36 E 36 x 36 E 45 x 36 E **54 x 36 E** 64 x 36 E 78 x 36 E



	850	1000	1450
	750	900	1350
Art. no.			
	71.107.XXX	71.108.XXX	71.109.XXX
	71.048.XXX	71.049.XXX	71.050.XXX
	222.383.000	222.383.000	222.383.000

	71.048.XXX	71.049.XXX	71.050.XXX
	222.384.000	222.384.000	222.384.000
	20.040.000	20.040.000	20.040.000
	71.166.XXX	71.167.XXX	71.168.XXX

	71.225.XXX	71.226.XXX	71.227.XXX
	74.093.000	74.093.000	74.093.000
	74.094.000	74.094.000	74.094.000
	74.092.000	74.092.000	74.092.000
	74.099.000	74.099.000	74.099.000

	71.269.XXX	71.270.XXX	-
	74.093.000	74.093.000	-
	74.092.000	74.092.000	-



Key Lock

Standard locking with central locking and cylinder locks.



Code Lock

Electronic locking system per number code.



Remote Lock / Remote Lock Mobile

Electronic locking system with hand-held radio control.

@ Lista online

The entire Lista range offers countless solutions for your specific needs. Online Compendium 2, the Lista Configurer and Lista Script can be found here:

www.lista.com




» For locking systems
see page 24

3. Drawers and pull-out shelves



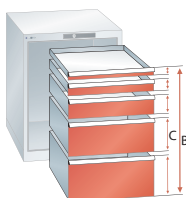
Drawers







Thanks to the multiplicity of available drawer specifications, every cabinet housing can be optimally configured for the items it will store. The 25 mm steps in the vertical supports in the cabinet housings match the different drawer front heights. This means that drawers with very different front heights can be built into the same cabinet housing in any sequence. The drawer walls are all equipped internally with a series of slots in Units (E's) of 17 mm, which means each can be sub-divided as required.



Ordering tips

When selecting drawers, the clear height of the cabinet housing defines the maximum size. The sum of the drawer front heights (C) must match the clear height (B) (see diagram). For filling and loading up the drawers and drawer cabinets please follow the installation manual and the loading rules. Drawer load capacity applies to an evenly distributed load.



H  mm	50*	75	
Usable height mm	32,5	57,5	
Side/back height mm	28,5	49	
 Load capacity 75	Art. no. 	Art. no. 	
Standard	72.088.XXX	72.510.XXX	
Safety catch on right**	72.198.XXX	72.529.XXX	
Safety catch on right and left	72.308.XXX	72.600.XXX	
Double safety catch	72.418.XXX	72.619.XXX	
 Load capacity 200		Art. no. 	
Standard	-	72.089.XXX	
Safety catch on right**	-	72.199.XXX	
Safety catch on right and left	-	72.309.XXX	
Double safety catch	-	72.419.XXX	
Lilo locking device	-	72.482.XXX	


* Drawers with 50 mm front height must be positioned at the top.

** Required for mobile model.


















18 x 36 E 27 x 36 E 36 x 36 E 45 x 36 E **54 x 36 E** 64 x 36 E 78 x 36 E

 918 x 612 mm




Drawer
cabinets



	100	125	150	200	250	300
	82,5	107,5	132,5	182,5	232,5	282,5
	76	76	126	176	226	276
Art. no. 	Art. no. 	Art. no. 	Art. no. 	Art. no. 	Art. no. 	Art. no. 
72.511.XXX	72.512.XXX	72.513.XXX	72.514.XXX	-	-	-
72.530.XXX	72.531.XXX	72.532.XXX	72.533.XXX	-	-	-
72.601.XXX	72.602.XXX	72.603.XXX	72.604.XXX	-	-	-
72.620.XXX	72.621.XXX	72.622.XXX	72.623.XXX	-	-	-
Art. no. 	Art. no. 	Art. no. 	Art. no. 	Art. no. 	Art. no. 	Art. no. 
72.090.XXX	72.091.XXX	72.092.XXX	72.093.XXX	72.094.XXX	72.095.XXX	72.096.XXX
72.200.XXX	72.201.XXX	72.202.XXX	72.203.XXX	72.204.XXX	72.205.XXX	72.206.XXX
72.310.XXX	72.311.XXX	72.312.XXX	72.313.XXX	72.314.XXX	72.315.XXX	72.316.XXX
72.420.XXX	72.421.XXX	72.422.XXX	72.423.XXX	72.424.XXX	72.425.XXX	72.426.XXX
72.483.XXX	72.484.XXX	72.485.XXX	72.486.XXX	72.487.XXX	72.488.XXX	72.489.XXX

 For drawer safety catches,
see page 25

Pull-out shelves

For storage of heavy items and assemblies. Variable fitting heights of 25 by 25 mm in the cabinet housing. The inserted slats enable stored items to be stored and withdrawn flush with the handle. Specification: Sheet steel. Colours: according to colour chart. Strips are made of sendzimir galvanised shaped sheet steel.



Specification	 kg	Usable width mm	Usable depth mm	Installation height mm	Art. no. 
Pull-out shelf	75	918	612	75	79.220.XXX
Pull-out shelf	200	918	612	75	79.224.XXX


Colours

Fronts available in 12 standard colours and 12 additional colours (with surcharge). When ordering, please use the desired three-digit colour code (instead of XXX). Custom colours on request.



 For colour information
see fold-out

   3. 4. 5.

 For other cabinet accessories,
see page 134 onwards

 For partition material and labelling
system see page 706 ff

i Tip

Pull-out shelves as removable storage

A pull-out shelf with a load capacity of 75 or 200 kg can generally be fitted at any position, providing storage at an ergonomically friendly height. The slats can be protected using an anti-slip mat.



Drawer cabinets 75/200

Ordering made easy:



Pre-configured ready to order articles are:
cabinet housing with locking system,
drawers and cabinet accessories

To be selected:

5. Partition material

Lista Units

18 x 27 E

27 x 27 E

36 x 27 E

54 x 27 E

Pre-configured cabinets with drawers



Made from the highest quality sheet steel, and with drawer heights from 75 to 300mm, the drawer housing can bear a total load of up to 4000 kg, provided the load is evenly distributed. Lista cabinets are fully modular and can be used on their own next to a workstation, combined with a workbench, stacked or as a mobile cabinet on castors.



Art. no. **78.824.522**
Housing: Ruby red, RAL 3003
Fronts: Metallic grey, NCS S 6502-B
(excl. partition material)



Pre-configured cabinets available in 3 different heights

Further individual configurations are possible (see individual parts from page 122).



700

1000

1450

mm



For colour information
see fold-out

Colours

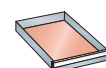
Cabinets available in 12 standard colours, 6 colour combinations and 12 additional colours (with surcharge). When ordering, please use the desired three-digit colour code (instead of XXX). Custom colours on request.



18 x 36 E | 27 x 36 E | 36 x 36 E | 45 x 36 E | 54 x 36 E | **64 x 36 E** | 78 x 36 E

W → 1193 mm

D ↗ 725 mm



1088 x 612 mm

H ↑ 700 mm Clear height 600 mm



4 drawers
100 mm
150 mm*
150 mm*
200 mm*



5 drawers
75 mm
75 mm
100 mm
150 mm*
200 mm*



6 drawers
75 mm
75 mm
100 mm
100 mm
100 mm
150 mm*

kg	Lock	Art. no.	
75	Key Lock	78.814.XXX	
75	Code Lock	78.815.XXX	
200	Key Lock	78.816.XXX	
200	Code Lock	78.817.XXX	

kg	Lock	Art. no.	
75	Key Lock	78.818.XXX	
75	Code Lock	78.819.XXX	
200	Key Lock	78.820.XXX	
200	Code Lock	78.821.XXX	

kg	Lock	Art. no.	
75	Key Lock	78.822.XXX	
75	Code Lock	78.823.XXX	
200	Key Lock	78.824.XXX	
200	Code Lock	78.825.XXX	

H ↑ 1000 mm Clear height 900 mm



7 drawers
75 mm
75 mm
100 mm
100 mm
150 mm*
200 mm*
200 mm*



8 drawers
75 mm
75 mm
100 mm
100 mm
100 mm
100 mm
150 mm*
200 mm*



8 drawers
75 mm
75 mm
100 mm
100 mm
100 mm
100 mm
150 mm*
150 mm*

kg	Lock	Art. no.	
75	Key Lock	78.826.XXX	
75	Code Lock	78.827.XXX	
200	Key Lock	78.828.XXX	
200	Code Lock	78.829.XXX	

kg	Lock	Art. no.	
75	Key Lock	78.830.XXX	
75	Code Lock	78.831.XXX	
200	Key Lock	78.832.XXX	
200	Code Lock	78.833.XXX	

kg	Lock	Art. no.	
75	Key Lock	78.834.XXX	
75	Code Lock	78.835.XXX	
200	Key Lock	78.836.XXX	
200	Code Lock	78.837.XXX	

* Load capacity 200 kg



Ordering step 5.: suitable partition material see page 706 ff

Drawer cabinets 75/200

Lista Units

18 x 27 E

27 x 27 E

36 x 27 E

54 x 27 E

Preconfigured cabinets Stationary versions

H  **1450 mm** Clear height **1350 mm**



10 drawers

150 mm
150 mm
125 mm
75 mm
100 mm
100 mm
100 mm
100 mm
150 mm
200 mm
200 mm



11 drawers

150 mm
125 mm
75 mm
100 mm
100 mm
100 mm
100 mm
100 mm
150 mm
150 mm
200 mm



12 drawers

150 mm
125 mm
75 mm
75 mm
75 mm
100 mm
100 mm
100 mm
100 mm
100 mm
150 mm
200 mm

kg		Art. no.	
200	Key Lock	78.838.XXX	
200	Code Lock	78.839.XXX	

kg		Art. no.	
200	Key Lock	78.840.XXX	
200	Code Lock	78.841.XXX	

kg		Art. no.	
200	Key Lock	78.842.XXX	
200	Code Lock	78.843.XXX	

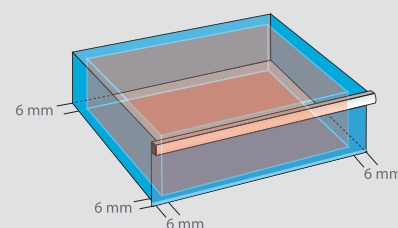


Art. no. **78.842.514**
Housing: Light grey, RAL 7035
Fronts: Light blue, RAL 5012
(excl. partition material)

Tip

Calculation of the drawer clear volume

To calculate the clear volume at least 6 mm needs to be deducted on each side from the usable surface of the drawer.



18 x 36 E

27 x 36 E

36 x 36 E

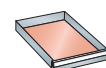
45 x 36 E

54 x 36 E

64 x 36 E

78 x 36 E

W → 1193 mm

D ↗ 725 mm


1088 x 612 mm

Drawer
cabinets


Colours

Cabinets available in 12 standard colours, 6 colour combinations and 12 additional colours (with surcharge). When ordering, please use the desired three-digit colour code (instead of XXX). Custom colours on request.



➤ For colour information
see fold-out



➤ Ordering step 5.: suitable
partition material see page 706 ff


2 Cabinet housing with locking systems



To have simultaneous locking of all drawers, each cabinet housing can be configured individually using the Key Lock, Code Lock, Remote Lock and Remote Lock Mobile systems. Different heights of drawers can be selected.



- Required for operation
- State requirements/quantities
- + Please state the existing cylinder number for a repeat orders

 For locking systems see page 24

Colours

Housing available in 12 standard colours and 12 additional colours (with surcharge). When ordering, please use the desired three-digit colour code (instead of XXX). Custom colours on request.

 For colour information see fold-out




B  1193 mm

T  725 mm



H  mm		700	
Clear height mm		600	
 Key Lock		Art. no. 	
Housing incl. cylinder for separate locking 		71.110.XXX	
Housing excl. cylinder for simultaneous locking 		71.051.XXX	
+ Cylinder 2C____ (number according to choice)		222.383.000	
For off-the-shelf cylinders with pre-defined numbers, see below*			
Housing excl. cylinder for master key locking system 		71.051.XXX	
+ Cylinder for master key system		222.384.000	
● Master key (registered system)		20.040.000	
 Code Lock			
Housing with electronic lock per number code		71.169.XXX	
 Remote Lock			
Housing with electronic remote locking		71.228.XXX	
● Basic programming key		74.093.000	
● Mains connection 230/110/12 VDC CH/EU/GB		74.094.000	
○ Hand-held radio transmitter		74.092.000	
○ Extension unit 4-pole, 1850 mm long		74.099.000	
 Remote Lock Mobile			
Housing with electronic remote locking, includes battery and charger		71.271.XXX	
● Basic programming key		74.093.000	
○ Hand-held radio transmitter		74.092.000	

* Cylinder 2C with pre-defined number

 In stock	Art. no.	
Cylinder 2C 1	222.377.000	
Cylinder 2C 2	222.378.000	
Cylinder 2C 3	222.379.000	
Cylinder 2C 4	222.380.000	
Cylinder 2C 5	222.381.000	
Cylinder 2C 6	222.382.000	

18 x 36 E 27 x 36 E 36 x 36 E 45 x 36 E 54 x 36 E **64 x 36 E** 78 x 36 E



Drawer
cabinets

850		1000		1325		1450	
750		900		1225		1350	
Art. no.		Art. no.		Art. no.		Art. no.	
71.416.XXX		71.111.XXX		71.112.XXX		71.113.XXX	
71.415.XXX		71.052.XXX		71.053.XXX		71.054.XXX	
222.383.000		222.383.000		222.383.000		222.383.000	
71.415.XXX		71.052.XXX		71.053.XXX		71.054.XXX	
222.384.000		222.384.000		222.384.000		222.384.000	
20.040.000		20.040.000		20.040.000		20.040.000	
71.417.XXX		71.170.XXX		71.171.XXX		71.172.XXX	
71.418.XXX		71.229.XXX		71.230.XXX		71.231.XXX	
74.093.000		74.093.000		74.093.000		74.093.000	
74.094.000		74.094.000		74.094.000		74.094.000	
74.092.000		74.092.000		74.092.000		74.092.000	
74.099.000		74.099.000		74.099.000		74.099.000	
71.419.XXX		71.272.XXX		-		-	
74.093.000		74.093.000		-		-	
74.092.000		74.092.000		-		-	

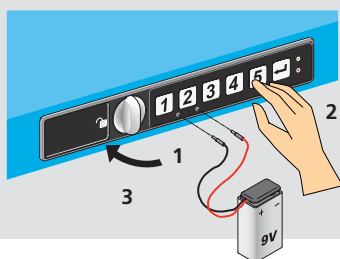
i Tip

! ATTENTION: new locking systems!
Find out more at www.lista.com/locks

Emergency opening for Code Lock

If the Code Lock battery is empty then the cabinet can only be opened using the emergency route.

1. Plug the adapter connection with battery into the emergency opening
2. Enter the master code and confirm
3. Turn the knob to horizontal, cabinet is now unlocked
4. Change the battery and remove the adapter



@ Lista online

The entire Lista range offers countless solutions for your specific needs. Online Compendium 2, the Lista Configurer and Lista Script can be found here:


www.lista.com



3. Drawers and pull-out shelves

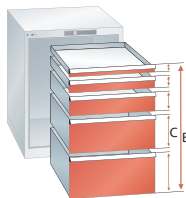
Drawers

Thanks to the multiplicity of available drawer specifications, every cabinet housing can be optimally configured for the items it will store. The 25 mm steps in the vertical supports in the cabinet housings match the different drawer front heights. This means that drawers with very different front heights can be built into the same cabinet housing in any sequence. The drawer walls are all equipped internally with a series of slots in Units (E's) of 17 mm, which means each can be sub-divided as required.



Ordering tips

When selecting drawers, the clear height of the cabinet housing defines the maximum size. The sum of the drawer front heights (C) must match the clear height (B) (see diagram). For filling and loading up the drawers and drawer cabinets please follow the installation manual and the loading rules. Drawer load capacity applies to an evenly distributed load.



Drawer safety catches

Standard

Standard configuration including single-drawer blocking system.

Safety catch on right

This is the minimum requirement for mobile drawer cabinets. One-sided drawer safety catch on the right can be released with one hand and prevents accidental opening of the drawer if the cabinet is unlocked.

Safety catch on right and left


Increased safety for applications in mobile configurations. The drawer safety catches positioned on both sides are operated with both hands, left and right.








Double safety catch

Has all the same features as the single safety catches on right and left but can be operated with one hand.

Lilo locking device

The Lilo security (Lock-in – Lock-out) fixes the drawer by means of an external lever in either an open or closed position. Available from drawer load capacities of 200 kg.

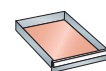


H  mm	75	100	
Usable height mm	57,5	82,5	
Side/back height mm	49	76	
 Load capacity 75	Art. no. 	Art. no. 	
Standard	72.515.XXX	72.516.XXX	
Safety catch on right**	72.534.XXX	72.535.XXX	
Safety catch on right and left	72.605.XXX	72.606.XXX	
Double safety catch	72.624.XXX	72.625.XXX	
 Load capacity 200	Art. no. 	Art. no. 	
Standard	72.096.XXX	72.097.XXX	
Safety catch on right**	72.206.XXX	72.207.XXX	
Safety catch on right and left	72.316.XXX	72.317.XXX	
Double safety catch	72.426.XXX	72.427.XXX	
Lilo locking device	72.489.XXX	72.490.XXX	

* Drawers with 50 mm front height must be positioned at the top.

** Required for mobile model.




18 x 36 E 27 x 36 E 36 x 36 E 45 x 36 E 54 x 36 E **64 x 36 E** 78 x 36 E


1088 x 612 mm


Drawer
cabinets

	125	150	200	250	300
	107,5	132,5	182,5	232,5	282,5
	76	126	176	226	276
	-	-	-	-	-
	-	-	-	-	-
	-	-	-	-	-
	-	-	-	-	-
	Art. no.	Art. no.	Art. no.	Art. no.	Art. no.
	72.098.XXX	72.099.XXX	72.100.XXX	72.101.XXX	72.102.XXX
	72.208.XXX	72.209.XXX	72.210.XXX	72.211.XXX	72.212.XXX
	72.318.XXX	72.319.XXX	72.320.XXX	72.321.XXX	72.322.XXX
	72.428.XXX	72.429.XXX	72.430.XXX	72.431.XXX	72.432.XXX
	72.491.XXX	72.492.XXX	72.493.XXX	72.494.XXX	72.495.XXX



Pull-out shelves

For storage of heavy items and assemblies. Variable fitting heights of 25 by 25 mm in the cabinet housing. The inserted slats enable stored items to be stored and withdrawn flush with the handle. Specification: Sheet steel. Colours: according to colour chart. Strips are made of sendzimir galvanised shaped sheet steel.

Specification	kg	Usable width mm	Usable depth mm	Installation height mm	Art. no.
Pull-out shelf	200	1088	612	75	79.226.XXX



Colours

Fronts available in 12 standard colours and 12 additional colours (with surcharge). When ordering, please use the desired three-digit colour code (instead of XXX). Custom colours on request.



For colour information
see fold-out




For other cabinet accessories,
see page 134 onwards

i Tip

Combining drawers and pull-out shelves

With drawer cabinets, it is also possible to install pull-out shelves for very tall and bulky goods. In this case, the locking mechanism is openly accessible and the drawers located above cannot be effectively locked.



Drawer cabinets 75/200

Ordering made easy:



Pre-configured ready to order articles are:
cabinet housing with locking system,
drawers and cabinet accessories

To be selected:

5. Partition material

Lista Units


18 x 27 E | 27 x 27 E | 36 x 27 E | 54 x 27 E

Pre-configured cabinets with drawers

10
Years
Guarantee



Made from the highest quality sheet steel, and with drawer heights from 75 to 300mm, the drawer housing can bear a total load of up to 4000 kg, provided the load is evenly distributed. Lista cabinets are fully modular and can be used on their own next to a workstation, combined with a workbench, stacked or as a mobile cabinet on castors.



Art. no. **78.852.521**

Housing: Metallic grey, NCS S 6502-B
Fronts: Light grey, RAL 7035
(excl. anti-slide mat)



Pre-configured cabinets available in 3 different heights

Further individual configurations are possible (see individual parts from page 130).



700

1000

1450

mm



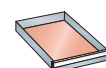
**For colour information
see fold-out**



18 x 36 E 27 x 36 E 36 x 36 E 45 x 36 E 54 x 36 E 64 x 36 E **78 x 36 E**

W → 1431 mm

D ↗ 725 mm



1326 x 612 mm

H ↑ 700 mm Clear height 600 mm



4 drawers
100 mm
150 mm*
150 mm*
200 mm*



5 drawers
75 mm
75 mm
100 mm*
150 mm*
200 mm*



6 drawers
75 mm
75 mm
100 mm
100 mm
100 mm
150 mm*

kg		Art. no.	
75	Key Lock	78.844.XXX	
75	Code Lock	78.845.XXX	
200	Key Lock	78.846.XXX	
200	Code Lock	78.847.XXX	

kg		Art. no.	
75	Key Lock	78.848.XXX	
75	Code Lock	78.849.XXX	
200	Key Lock	78.850.XXX	
200	Code Lock	78.851.XXX	

kg		Art. no.	
75	Key Lock	78.852.XXX	
75	Code Lock	78.853.XXX	
200	Key Lock	78.854.XXX	
200	Code Lock	78.855.XXX	

H ↑ 1000 mm Clear height 900 mm



5 drawers
100 mm
100 mm
200 mm*
200 mm*
300 mm**



7 drawers
75 mm
75 mm
100 mm
100 mm
150 mm*
200 mm*
200 mm*



8 drawers
75 mm
75 mm
100 mm
100 mm
100 mm
150 mm*
200 mm*

kg		Art. no.	
75	Key Lock	79.492.XXX	
75	Code Lock	79.493.XXX	
200	Key Lock	79.494.XXX	
200	Code Lock	79.495.XXX	

kg		Art. no.	
75	Key Lock	78.856.XXX	
75	Code Lock	78.857.XXX	
200	Key Lock	78.858.XXX	
200	Code Lock	78.859.XXX	

kg		Art. no.	
75	Key Lock	78.860.XXX	
75	Code Lock	78.861.XXX	
200	Key Lock	78.862.XXX	
200	Code Lock	78.863.XXX	


* Load capacity 200 kg



Ordering step 5.: suitable partition material see page 706 ff

Preconfigured cabinets

Stationary versions



Tip

Drawer partition material with clip-on label holder

Quick and simple identification of stored items thanks to labelling of drawers with the relevant barcode.



18 x 36 E 27 x 36 E 36 x 36 E 45 x 36 E 54 x 36 E 64 x 36 E **78 x 36 E**

W → 1431 mm

D ↗ 725 mm

 1326 x 612 mm

H ↑ 1450 mm Clear height 1350 mm



10 drawers

150 mm
150 mm
125 mm
75 mm
100 mm
100 mm
100 mm
100 mm
150 mm
200 mm
200 mm



11 drawers

150 mm
125 mm
75 mm
100 mm
100 mm
100 mm
100 mm
100 mm
100 mm
150 mm
150 mm
200 mm



12 drawers

150 mm
125 mm
75 mm
75 mm
75 mm
100 mm
100 mm
100 mm
100 mm
100 mm
100 mm
150 mm
200 mm

kg	Lock	Art. no.	
200	Key Lock	78.868.XXX	
200	Code Lock	78.869.XXX	

kg	Lock	Art. no.	
200	Key Lock	78.870.XXX	
200	Code Lock	78.871.XXX	

kg	Lock	Art. no.	
200	Key Lock	78.872.XXX	
200	Code Lock	78.873.XXX	



Art. no. **78.868.512**
Housing: Light grey, RAL 7035
Fronts: Ruby red, RAL 3003.
(excl. partition material)

@ Lista online

The entire Lista range offers countless solutions for your specific needs. Online Compendium 2, the Lista Configurer and Lista Script can be found here:

www.lista.com



Ordering step 5.: suitable partition material see page 706 ff


2. Cabinet housing with locking systems



To lock all drawers simultaneously, the cabinet housing can be customised with the electronic Key Lock, Code Lock, Remote Lock and Remote Lock Mobile systems. Different drawer heights can be selected in this regard.



- Required for operation
- State requirements/quantities
- + Please state the existing cylinder number for a repeat orders


 For locking systems see page 24

Colours

Housing available in 12 standard colours and 12 additional colours (with surcharge). When ordering, please use the desired three-digit colour code (instead of XXX). Custom colours on request.

 For colour information see fold-out




W  1431 mm

D  725 mm



H 	mm	700		
	Clear height mm	600		
 Key Lock		Art. no. 		
Housing incl. cylinder for separate locking		71.114.XXX		
Housing excl. cylinder for simultaneous locking		71.055.XXX		
+ Cylinder 2C____ (number according to choice)		222.383.000		
For off-the-shelf cylinders with pre-defined numbers, see below*				
Housing excl. cylinder for master key locking system		71.055.XXX		
+ Cylinder for master key system		222.384.000		
● Master key (registered system)		20.040.000		
 Code Lock				
Housing with electronic lock per number code		71.173.XXX		
 Remote Lock				
Housing with electronic remote locking		71.232.XXX		
● Basic programming key		74.093.000		
● Mains connection 230/110/12 VDC CH/EU/GB		74.094.000		
○ Hand-held radio transmitter		74.092.000		
○ Extension unit 4-pole, 1850 mm long		74.099.000		
 Remote Lock Mobile				
Housing with electronic remote locking, includes battery and charger		71.273.XXX		
● Basic programming key		74.093.000		
○ Hand-held radio transmitter		74.092.000		

* Cylinder 2C with pre-defined number

 In stock	Art. no.	
Cylinder 2C 1	222.377.000	
Cylinder 2C 2	222.378.000	
Cylinder 2C 3	222.379.000	
Cylinder 2C 4	222.380.000	
Cylinder 2C 5	222.381.000	
Cylinder 2C 6	222.382.000	

18 x 36 E 27 x 36 E 36 x 36 E 45 x 36 E 54 x 36 E 64 x 36 E **78 x 36 E**



Drawer
cabinets

850		1000		1325		1450	
750		900		1225		1350	
Art. no.		Art. no.		Art. no.		Art. no.	
71.421.XXX		71.115.XXX		71.116.XXX		71.117.XXX	
71.420.XXX		71.056.XXX		71.057.XXX		71.058.XXX	
222.383.000		222.383.000		222.383.000		222.383.000	
71.420.XXX		71.056.XXX		71.057.XXX		71.058.XXX	
222.384.000		222.384.000		222.384.000		222.384.000	
20.040.000		20.040.000		20.040.000		20.040.000	
71.422.XXX		71.174.XXX		71.175.XXX		71.176.XXX	
71.423.XXX		71.233.XXX		71.234.XXX		71.235.XXX	
74.093.000		74.093.000		74.093.000		74.093.000	
74.094.000		74.094.000		74.094.000		74.094.000	
74.092.000		74.092.000		74.092.000		74.092.000	
74.099.000		74.099.000		74.099.000		74.099.000	
71.424.XXX		71.274.XXX		-		-	
74.093.000		74.093.000		-		-	
74.092.000		74.092.000		-		-	

i Tip

Practical example of a training centre

In training centres it is normal to provide trainees or students with the keys for the relevant working areas or individual cabinets. Once their training is complete, the keys are to be returned. But these are often either lost or taken away.

Solution:

Fit the cabinets with the Code Lock locking system: Each trainee or student is assigned a personal code for their working area or individual cupboard. The code can be deleted each time the user changes. Further advantage: No additional costs for buying replacement keys.

! ATTENTION: new locking systems!
Find out more at www.lista.com/locks




Code Lock

Electronic locking system per number code.

3. Drawers and pull-out shelves


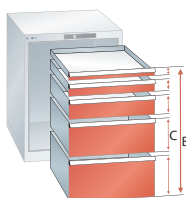
Drawers








Thanks to the multiplicity of available drawer specifications, every cabinet housing can be optimally configured for the items it will store. The 25 mm steps in the vertical supports in the cabinet housings match the different drawer front heights. This means that drawers with very different front heights can be built into the same cabinet housing in any sequence. The drawer walls are all equipped internally with a series of slots in Units (E's) of 17 mm, which means each can be sub-divided as required.



Ordering tips

When selecting drawers, the clear height of the cabinet housing defines the maximum size. The sum of the drawer front heights (C) must match the clear height (B) (see diagram). For filling and loading up the drawers and drawer cabinets please follow the installation manual and the loading rules. Drawer load capacity applies to an evenly distributed load.



H  mm	75	100	
Usable height mm	57,5	82,5	
Side/back height mm	49	76	
 Load capacity 75	Art. no. 	Art. no. 	
Standard	72.517.XXX	72.518.XXX	
Safety catch on right**	72.536.XXX	72.537.XXX	
Safety catch on right and left	72.607.XXX	72.608.XXX	
Double safety catch	72.626.XXX	72.627.XXX	
 Load capacity 200	Art. no. 	Art. no. 	
Standard	72.103.XXX	72.104.XXX	
Safety catch on right**	72.213.XXX	72.214.XXX	
Safety catch on right and left	72.323.XXX	72.324.XXX	
Double safety catch	72.433.XXX	72.434.XXX	
Lilo locking device	72.496.XXX	72.497.XXX	


* Drawers with 50 mm front height must be positioned at the top.

** Required for mobile model.

@ Lista online

The entire Lista range offers countless solutions for your specific needs. Online Compendium 2, the Lista Configurer and Lista Script can be found here:

www.lista.com



18 x 36 E

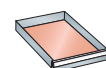
27 x 36 E

36 x 36 E





45 x 36 E

54 x 36 E

64 x 36 E

78 x 36 E


1326 x 612 mm



Drawer
cabinets

	125	150	200	250	300
	107,5	132,5	182,5	232,5	282,5
	76	126	176	226	276
	-	-	-	-	-
	-	-	-	-	-
	-	-	-	-	-
	-	-	-	-	-
	Art. no.	Art. no.	Art. no.	Art. no.	Art. no.
	72.105.XXX	72.106.XXX	72.107.XXX	72.108.XXX	72.109.XXX
	72.215.XXX	72.216.XXX	72.217.XXX	72.218.XXX	72.219.XXX
	72.325.XXX	72.326.XXX	72.327.XXX	72.328.XXX	72.329.XXX
	72.435.XXX	72.436.XXX	72.437.XXX	72.438.XXX	72.439.XXX
	72.498.XXX	72.499.XXX	72.500.XXX	72.501.XXX	72.502.XXX


For drawer safety catches,
see page 25

Pull-out shelves

For storage of heavy items and assemblies. Variable fitting heights of 25 by 25 mm in the cabinet housing. The inserted slats enable stored items to be stored and withdrawn flush with the handle. Specification: Sheet steel. Colours: according to colour chart. Strips are made of sendzimir galvanised shaped sheet steel.



Specification	Kg	Usable width mm	Usable depth mm	Installation height mm	Art. no.
Pull-out shelf	200	1326	612	75	79.227.XXX



Colours

Fronts available in 12 standard colours and 12 additional colours (with surcharge). When ordering, please use the desired three-digit colour code (instead of XXX). Custom colours on request.



For colour information
see fold-out

For other cabinet accessories,
see page 134 onwards

For partition material and labelling
system see page 706 ff

4. Cabinet accessories

Separate components



3-sided raised edge and ribbed mat

Made from sheet steel, black, NCS S 9000-N, including ribbed mat, black.

E	Specification	Width mm	Depth mm	Height mm	Art. no.	
18 x 36 E	Raised edge with ribbed mat	411	725	20	74.024.000	
	Ribbed mat, alone	406	720	3	74.013.000	
27 x 36 E	Raised edge with ribbed mat	564	725	20	74.026.000	
	Ribbed mat, alone	559	720	3	74.015.000	
36 x 36 E	Raised edge with ribbed mat	717	725	20	74.028.000	
	Ribbed mat, alone	712	720	3	74.017.000	
45 x 36 E	Raised edge with ribbed mat	870	725	20	74.029.000	
	Ribbed mat, alone	865	720	3	74.018.000	
54 x 36 E	Raised edge with ribbed mat	1023	725	20	74.031.000	
	Ribbed mat, alone	1018	720	3	74.020.000	
64 x 36 E	Raised edge with ribbed mat	1193	725	20	74.032.000	
	Ribbed mat, alone	1188	720	3	74.021.000	
78 x 36 E	Raised edge with ribbed mat	1431	725	20	74.033.000	
	Ribbed mat, alone	1426	720	3	74.022.000	

@ Lista online

The entire Lista range offers countless solutions for your specific needs. Online Compendium 2, the Lista Configurer and Lista Script can be found here:

www.lista.com



Art. no. **78.822.514**
Housing: Light grey, RAL 7035
Fronts: Light blue, RAL 5012

Art. no. **74.145.000**
Resin cover plate

Art. no. **74.065.000**
2-way pallet truck base

18 x 36 E 27 x 36 E 36 x 36 E 45 x 36 E 54 x 36 E 64 x 36 E 78 x 36 E

Resin-coated cover panel

Surface and edges Light grey, NCS S 1500-N, decorative chipboard panel (Class E1) coated on both sides with melamine (made to standard EN 14322). 2mm thick plastic corners on all sides. The worktop has all the necessary holes pre-drilled and the fixing materials for attaching it to the cabinets.



E	Specification	Width mm	Depth mm	Thickness mm	Art. no.	
18 x 36 E	Resin	411	725	22	74.141.000	
27 x 36 E	Resin	564	725	22	17.269.000	
36 x 36 E	Resin	717	725	22	17.271.000	
45 x 36 E	Resin	870	725	22	74.142.000	
54 x 36 E	Resin	1023	725	22	74.144.000	
64 x 36 E	Resin	1193	725	22	74.145.000	
78 x 36 E	Resin	1431	725	22	74.146.000	

Multiplex cover panel

Made of steamed beech veneers, glued in multiple layers and waterproof (DIN 68 705), bevelled edges, sanded, oiled and waxed surface. The top is splash-proof, dirt-repellent and largely insusceptible to oil and grease. The worktop has all the necessary holes pre-drilled and the fixing materials for attaching it to the cabinets.



E	Specification	Width mm	Depth mm	Thickness mm	Art. no.	
18 x 36 E	Multiplex	411	725	20	12.591.000	
27 x 36 E	Multiplex	564	725	20	12.593.000	
36 x 36 E	Multiplex	717	725	20	12.595.000	
45 x 36 E	Multiplex	870	725	20	12.596.000	
54 x 36 E	Multiplex	1023	725	20	12.598.000	
64 x 36 E	Multiplex	1193	725	20	12.599.000	
78 x 36 E	Multiplex	1431	725	20	12.600.000	



For partition material and labelling system see page 706 ff

4. Cabinet accessories Separate components



Housing base

Made from sheet steel for height balancing, black, NCS S 9000-N.

E	Specification	Width mm	Depth mm	Height mm	Art. no.	
18 x 36 E	Base	411	693	50	74.047.000	
	Base	411	693	100	74.048.000	
27 x 36 E	Base	564	693	50	74.051.000	
	Base	564	693	100	74.052.000	
36 x 36 E	Base	717	693	50	74.055.000	
45 x 36 E	Base	870	693	50	74.056.000	
54 x 36 E	Base	1023	693	50	74.058.000	
64 x 36 E	Base	1193	693	50	74.059.000	
78 x 36 E	Base	1431	693	50	74.060.000	

2-way pallet/forklift truck base

Made from sheet steel for height balancing. The bases are used to enable fully laden cabinets to be transported by pallet truck or forklift. The bases and housing floor are screwed together. Black, NCS S 9000-N.

Base cover only, suitable for pallet/forklift truck base. Can be attached as a cover on the front or the back. Made from sheet steel, black, NCS S 9000-N.



E	Specification	Width mm	Depth mm	Height mm	Art. no.	
36 x 36 E	Base without cover	717	659	100	74.062.000	
	Cover only	717	-	100	74.066.000	
45 x 36 E	Base without cover	870	659	100	74.063.000	
	Cover only	870	-	100	74.067.000	
54 x 36 E	Base without cover	1023	659	100	74.065.000	
	Cover only	1023	-	100	74.068.000	
64 x 36 E	Base without cover	1193	659	100	74.065.000	
	Cover only	1193	-	100	74.069.000	
78 x 36 E	Base without cover	1431	659	100	74.065.000	
	Cover only	1431	-	100	74.070.000	

Note

Housing bases are also available with height-adjustment screws on request. The load capacity of the height-adjustment screws determines the overall load capacity of the drawer cabinet.

i Tip

2-way pallet/forklift truck base

By using the pallet/forklift truck base fully loaded cabinets can be transported quite simply using any standard forklift trucks or pallet trucks.

The front cover of the forklift base can easily be removed, and prevents dirt collecting under the cabinet.




4. Cabinet accessories

Separate components for mobile versions

Raised edges, 4-sided, with push-bar

Made from sheet steel, black, NCS S 9000-N, including ribbed mat, black. Push rod consisting of a pair of plastic handle grips, RAL 9006 white aluminium, and aluminium tube Ø 25 mm, clear anodised.

E	Specification	Width mm	Depth mm	Height mm	Direction of travel	Art. no.	
18 x 36 E	Raised edge with ribbed mat	411	725	53	lengthwise	74.035.000	
27 x 36 E	Raised edge with ribbed mat	564	725	53	lengthwise	74.037.000	
36 x 36 E	Raised edge with ribbed mat	717	725	53	lengthwise	74.039.000	
45 x 36 E	Raised edge with ribbed mat	870	725	53	transverse	74.040.000	
54 x 36 E	Raised edge with ribbed mat	1023	725	53	transverse	74.042.000	
64 x 36 E	Raised edge with ribbed mat	1193	725	53	transverse	74.043.000	
78 x 36 E	Raised edge with ribbed mat	1431	725	53	transverse	74.044.000	



i Tip

Mobile cabinets

Mobile cabinets are equipped with a raised edge on all four sides, a black ribbed mat, two swivel castors with brakes as well as two fixed castors, and **must include a push rod and a single drawer safety catch.**



Pairs of castor supports

Set consisting of 2 swivel castors with brakes and 2 fixed castors. Sendzimir galvanised castor supports.

E	Specification	Height mm	Wheel Ø mm	kg	Direction of travel	Art. no.	
18 x 36 E	With set of nylon castors, black	137	100	400	lengthwise	74.073.000	
27 x 36 E	With set of rubber castors, grey	137	100	400	lengthwise	74.074.000	
36 x 36 E	With set of rubber castors, grey*	209	160	600	lengthwise	74.076.000	
45 x 36 E	With set of nylon castors, black	137	100	400	transverse	74.080.000	
54 x 36 E	With set of rubber castors, grey	137	100	400	transverse	74.081.000	
64 x 36 E	With set of rubber castors, grey	209	160	600	transverse	74.082.000	
78 x 36 E	With set of rubber castors, grey						

* Not suitable for 18 x 36 E!



Pair of castor supports with axle

Set consisting of 2 rubber swivel castors (Ø 160 mm), grey, with two fixed castors and 2 solid rubber tyres (Ø 300 mm), black. Sendzimir galvanised castor supports. Axle Dove grey, NCS S 4502-R.

E	Specification	kg	Height mm	Wheel Ø mm	Art. no.	
27 x 36 E	With set of rubber castors	600	209	160/300	13.897.000	
36 x 36 E	With set of rubber castors	600	209	160/300	13.881.000	



For partition material and labelling system see page 706 ff

4. Cabinet accessories

Separate components for mobile versions




Note

Individual castors can only be fitted in combination with a pair of castor supports.

Pairs of castor supports

Sendzimir galvanised castor supports to enable the attachment of castors made of rubber or nylon. Includes fixture material.

E	Specification	Height mm	Wheel Ø mm		Direction of travel	Art. no.	
18 - 78 E	Without castors for depth 36 E	-	-	-	-	46.256.000	

Single rubber castors

Rubber, grey. Swivel castors with brakes.

Rubber version	Wheel Ø mm	Art. no.	
Fixed castor	100	46.241.000	
Swivel castor	100	46.242.000	
Fixed castor*	160	13.143.000	
Swivel castor*	160	13.142.000	

Single nylon castors

Nylon, black. Swivel castors with brakes.

Nylon version	Wheel Ø mm	Art. no.	
Fixed castor	100	46.239.000	
Swivel castor	100	46.240.000	

* Individual rubber castors Ø 160 mm, not suitable for 18 x 36 E.

Multiplex worktop

For drawer cabinet combination (two cabinets of 18 x 36 E, 27 x 36 E or 36 x 36 E). Made of steamed beech veneers, glued in multiple waterproof layers, rounded corners. Sanded, oiled and waxed surface. The top is splash-proof, dirt-repellent and largely proof against oil and grease. Including at works pre-assembly and fixing material for sub-structures. On request the worktops can also be drilled in order to fit support pillars.





E	Specification for	Width mm	Depth mm	Thickness mm	Art. no.	
18 x 36 E	2 x 18/36 E	822	725	40	12.211.000	
27 x 36 E	2 x 27/36 E	1128	725	40	12.215.000	
36 x 36 E	2 x 36/36 E	1434	725	40	12.219.000	

Sub-structure, mobile

Made of sheet steel, the sub-structure is used to hold two housings of 18 x 36 E, 27 x 36 E or 36 x 36 E each. A pair of castor supports with grey rubber swivel castors is mounted on this steel construction. The direction of travel is at an angle to the front of the drawers. Colour of the tray as per colour chart. Sendzimir galvanised castor supports.



E	Specification for		Width mm	Depth mm	Height mm	Wheel Ø mm	Art. no. 	
18 x 36 E	2 x 18/36 E	400	822	725	140	100	12.210.XXX	
	2 x 18/36 E	600	822	725	212	160	12.203.XXX	
27 x 36 E	2 x 27/36 E	600	1128	725	212	160	12.214.XXX	
36 x 36 E	2 x 36/36 E	600	1434	725	212	160	12.218.XXX	

Pair of push handles

Made of steel, galvanised yellow, painted silver-grey Mica Bond, mounted on the Multiplex worktop.




Specification	Art. no.	
Straight, projecting 85 mm	12.605.000	

18 x 36 E 27 x 36 E 36 x 36 E 45 x 36 E 54 x 36 E 64 x 36 E 78 x 36 E

Separate components for picking trolley 27 x 36 E

Profile structure

Made from sheet steel. Colour as per colour chart. Support for castors, wheel Ø 100 mm.

Specification	Width mm	Depth mm	Height* mm	Art. no. 	
With set of nylon castors, black	572	733	760	13.890.XXX	
With set of nylon castors, black	572	733	810	13.888.XXX	
With set of rubber castors, grey	572	733	760	13.887.XXX	
With set of rubber castors, grey	572	733	810	13.959.XXX	

* including castors Ø 100 mm


Set of supports

Set with 4 pieces, for fixture of cabinet housing.

Specification	Art. no.	
Top installation, set of galvanised angle brackets	12.807.000	
Bottom installation, set of galvanised angle brackets	14.466.000	


Raised edges, 4-sided, and ribbed mat

Made from sheet steel. Colour as per colour chart. Load capacity 40 kg. Including ribbed mat, black.

Specification	Width mm	Depth mm	Height mm	Art. no. 	
Raised edge with ribbed mat	566	727	25	13.742.XXX	
Black ribbed mat, alone	559	720	3	74.015.000	

Adjustable shelf

Made from sheet steel with four-sided raised edge. Colour as per colour chart. Load capacity 40 kg. Thanks to the 50 mm increments in the vertical supports in the profile frame shelves can be built in at the desired height.

Specification	Width mm	Depth mm	Height mm	Art. no. 	
Adjustable	566	727	25	13.892.XXX	
Ribbed mat black, separate	559	720	3	74.015.000	

Push bar



Made of steel, galvanised yellow, painted silver-grey Mica Bond.

Specification	Art. no.	
Straight, projecting 85 mm	13.903.000	

i Tip

Mobile cabinets

Mobile cabinets are equipped with a raised edge on all four sides, a black ribbed mat, two swivel castors with brakes as well as two fixed castors, and **must include a push rod and a single drawer safety catch.**



For partition material and labelling system see page 706 ff

4. Cabinet accessories

Spare parts for stationary and mobile models



Locking system accessories

Specification	Art. no.	
Replacement panel with viewing window and attachment piece for cylinder	74.091.000	
Stoppers for cylinder hole when using replacement panel, black	74.114.000	



Replacement Code Lock module for drawer cabinets

Supplied with batteries, installation and operating instructions, and emergency opening mechanism.

Specification	Art. no.	
Code Lock replacement module	19.000.000	




Drawer handles for retrofitting

Drawer cabinets from year of construction 1985 onwards can easily be retrofitted with the new drawer handle. The handle is available in all standard widths. Specification: PVC, colour: aluminium silver.

Cabinet width units	Handle length (mm)	Art. no.	
18 E	344	18.777.000	
27 E	497	18.778.000	
36 E	650	18.779.000	
45 E	803	18.780.000	
54 E	956	18.781.000	
64 E	1126	18.782.000	
78 E	1364	18.783.000	

Dismantling tool

Specification	Art. no.	
for drawer handle	18.789.000	



Handle covers

Construction material: Plastic, colour: Black.

Specification	Art. no.	
Left (x-1901)	13.900.000	
Right (x-1900)	13.901.000	



Single drawer safety catches

Is considered a minimum requirement for mobile drawer cabinets to be modified. A drawer safety catch fitted on one side on the right can be released with one hand and prevents accidental opening of the drawer if the cabinet is unlocked. Increased safety for applications in mobile configurations provided by the drawer safety catches positioned on both sides and operated with both hands, left and right.

Specification	Art. no.	
Left (x-1909)	14.376.000	
Right (x-1908)	13.902.000	

18 x 36 E 27 x 36 E 36 x 36 E 45 x 36 E 54 x 36 E 64 x 36 E 78 x 36 E

Drawer pull-out sets

With full extension. Can be used for all drawers with a depth of 36 E.
Construction material: Sheet steel, colour: Light grey.

kg Drawer load capacity	Art. no.	
75	70.267.000	
200	70.268.000	



End caps

For sealing the connecting holes in the side walls of the drawer cabinet.
Construction material: PVC.

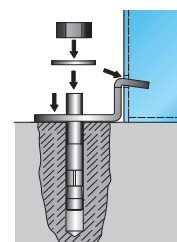
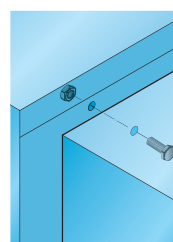
Colour	Art.-Nr.	
Black	70.540.000	
Light grey	70.541.000	



Screwing/Anchoring base

The cabinet housings are prepared for the attachment of a second cabinet (above or alongside) and for anchoring to the floor (from cabinet height 700 mm) by means of fixing brackets.

Specification/ type of screw	Art. no.	
Screw-fixing on top of or next to each other 4 x M8 x 16	14.843.000	
Floor anchoring to prevent tilting using 2 x M8 x 80	12.042.000	



i Tip

Lista Script labels

For plastic boxes, clip-on label holders, drawer handles and cabinet labelling. A4 sheets for labelling or professional printing with the Lista Script labelling system. The software can be downloaded at www.lista.com/script

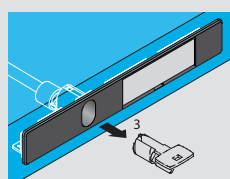


i Tip

Adapting the locks (Key Lock)

All separately locking cabinets can be converted retrospectively to attach them to a central locking system. All that is needed for this is the number of the master key.

1. Order the new cylinder from Lista (quote the key number)
2. Use the removal tool to take out the existing cylinder
3. Insert the new cylinder
4. Central locking system has now been extended



Removal tool
Art. no. 222.396.000




For partition material and labelling system see page 706 ff



Drawer cabinets with hinged or sliding doors 75/200

Compact, flexible, robust

Drawer cabinets with hinged and sliding doors give you a large storage capacity on a small surface. Thanks to the ability to combine drawers and pull-out shelves any way you want, these are totally configurable and offer the perfect storage option for any size of items, including large ones.



Thanks to the pull-out shelving, heavy inventory items can be lifted out ergonomically. The lockable doors prevent unauthorised access to large items.

Benefits

- Perfect usability by using 100% of the available volume
- High load-bearing ability thanks to stable and precision construction from high-quality sheet steel
- Configurable use of hinged or sliding doors depending on use
- Choice of Code Lock or Key Lock available for hinged doors, Key Lock for sliding doors
- Partition material and Lista Script compatible with all cabinets
- Can be expanded flexibly at any time thanks to a 10-year availability guarantee
- Choice of 12 standard colours, 6 colour combinations and 12 additional colours (with surcharge).
- Different configurations to meet every need




The drawer cabinets with hinged or sliding doors from Lista make it possible for us to keep even large tools close to hand and store them safely in a space-saving way.



The benefits of drawers and doors combined

Flexible options and optimum ergonomics



Adjustable

Thanks to the 25 mm increments in the vertical supports in the cabinet housings different drawers, pull-out shelves and adjustable shelves can be combined flexibly.

i Benefits

- Safe storage of tall inventory items
- Perfect space usage and ergonomics
- Perfectly quiet movements
- Numerous configuration and partition options
- Single drawer blocking system as standard



Drawers can be fully extended

The easy-slide drawers offer perfect use of space. Thanks to the full extension, the entire drawer contents can easily be accessed at any time.



Pull-out and adjustable shelves

The pull-out shelves are suitable for the storage of large, heavy components and assemblies. Thanks to the metal slat insert panels, inventory items can be stored laid flat and pulled out using the handle.



Single-drawer blocking system

The single-drawer blocking system, which is built in as a standard feature, blocks all other drawers when one drawer is pulled open. This prevents the cabinet from tipping over.

All safely locked up

Hinged and sliding doors

Hinged and sliding doors protect all stored items from dirt and unauthorised access. The doors also allow tall storage items to be securely locked away. All drawer cabinets with hinged and sliding doors have a locking system (Key Lock). The locking may be individual, simultaneous or may be part of a master key central locking system.

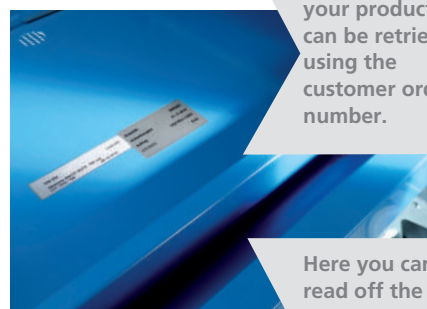
For the hinged doors Code Lock is also available. Here the lock is replaced by a numeric combination. A simple four to six digit combination is all that is needed to open the hinged door cabinets.



Flexible and extensible

Product coding

Two labels on the base of the housing provide all the product information. Label 1 provides the customer order number and the line number. This information is needed for ordering replacement parts at a later date. Information about the product code, the external dimensions and the production date are found on the second label.



All details of your products can be retrieved using the customer order number.

Here you can read off the width/depth/height of the product in mm.

ArtikelNr	3046482
Artikelfreigabe	16.12.2013
Auftrag	741986/5000
Arbeitsplatz	90008
Line number	
Housing product code	
654.941	Lista AG
Gehäuse B55N 5427E 1000 roh	
1023 / 572 / 1000	
16.12.2013	
Production date	



Base/fork-lift base

The height of the drawer cabinet can be adjusted by using the base. Drawer cabinets from width 36 E can also be supplied with a base which enables lifting and moving the loaded cabinet using a pallet truck.



Raised edges and covers

The anti-slide ribbed rubber mat can be used alone or in combination with the raised edge on three sides. This covering protects the cabinet from dirt and is easy and quick to clean.

Perfect organisation and multiple configurations

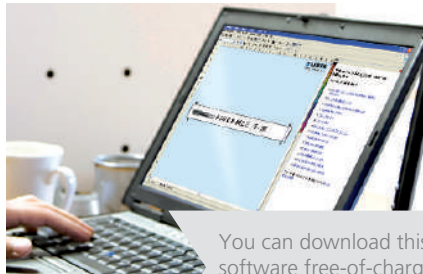
Well-organised and ideal use of space

Partition material

The drawer partition materials are standardised and therefore are compatible with the entire range based on Lista Units.

Lista Script

Using the advanced labelling system Lista Script, all Lista products and partition materials can be simply and clearly labelled.



You can download this software free-of-charge at www.lista.com/script



i Benefits

- Clearly organised and easy to find inventory items
- Flexibly usable partition material thanks to standardised sizes
- Speed up working processes thanks to ideal organisation and labelling

A suitable solution to every need

Depending on the working requirements, Lista drawer cabinets can be individually mixed and matched with hinged or sliding doors. Configurations are available with hinged or sliding doors and drawers.



Hinged doors

Combination with drawers, pull-out shelves and hinged doors.



Hinged doors/drawer combination

Configuration with two individual locks for the upper and lower drawers using a hinged door in front.



Sliding doors

Configuration with drawers, pull-out shelves and hinged doors.



All drawer cabinets can also be ordered and configured in an ESD version.



For ESD information please refer to 758/759

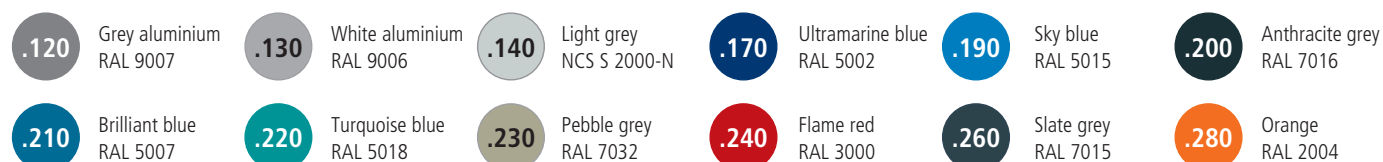
Extensive choice of free product colours

12 standard colours, 6 colour combinations

All products with colour variations are available in 12 standard colours and 6 colour combinations at no additional charge. The three-digit colour code (e.g. **010**) is part of the item number. Always add the desired colour code when submitting your order (e.g. **70.701.010**). Housings and Drawers can also be ordered in different colours.



An additional 12 pre-defined colours are available at additional cost



Your choice of colour on request

Lista can meet any specific colour request. In addition to the existing standard and pre-defined colours, it is also possible to manufacture your desired product in any colour you choose.

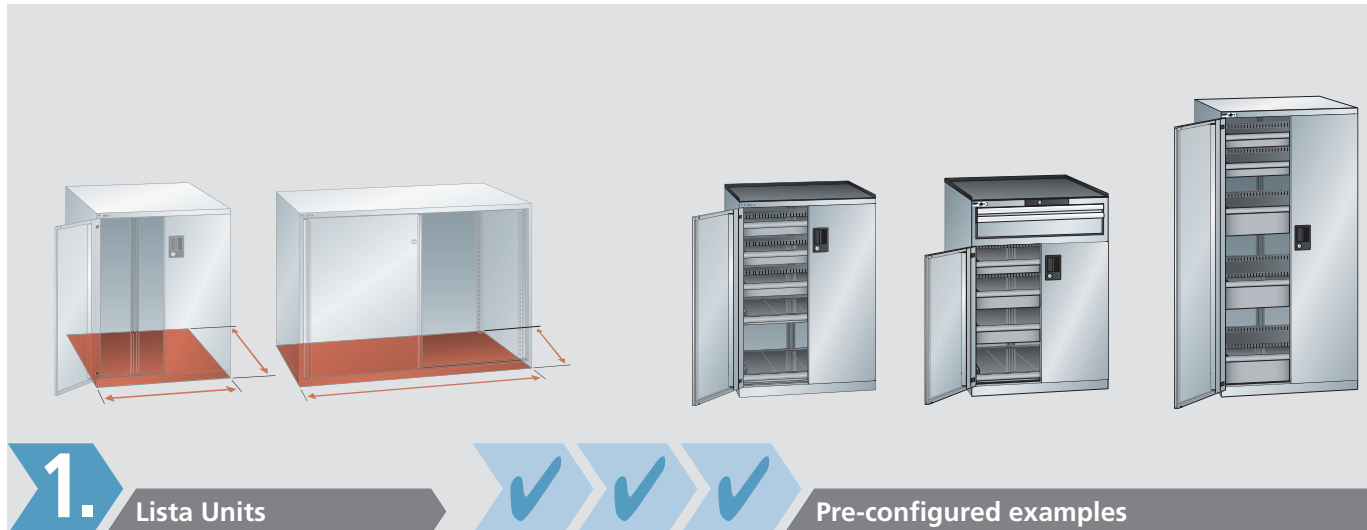
These colour samples may deviate from the original colour due to the printing process.

i Benefits

- Impact- and abrasion-resistant housing surface thanks to environmentally friendly powder coating
- Total corrosion protection of drawers thanks to electrophoretic dip-painting

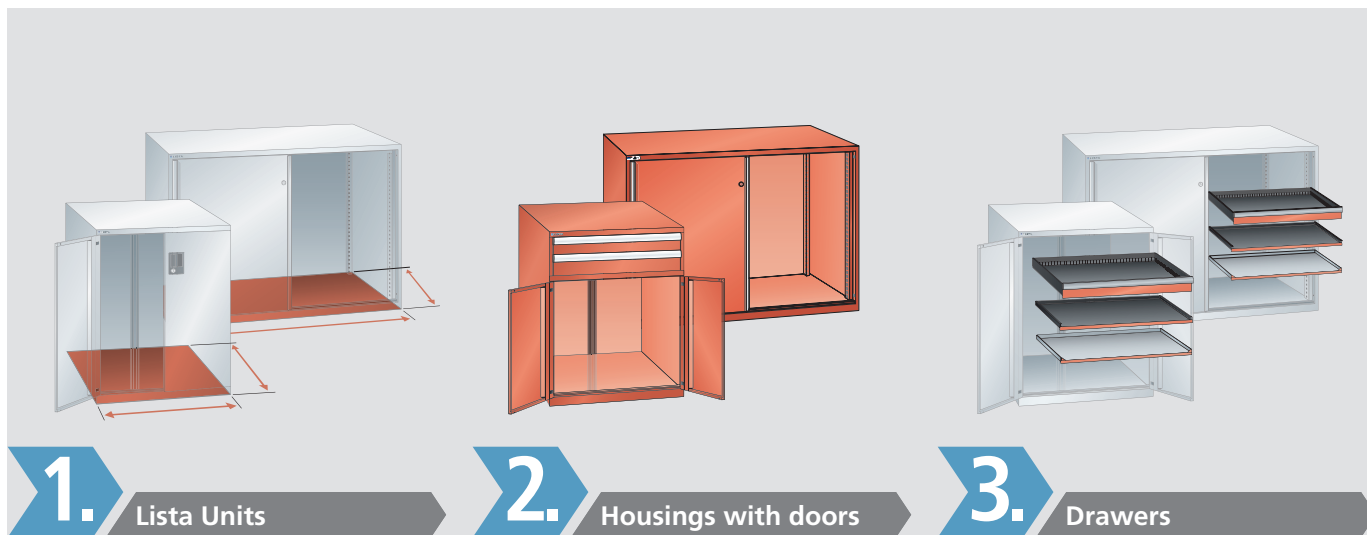
Simply select:

A) Order preconfigured models



Or:

B) Configure and order cabinets individually

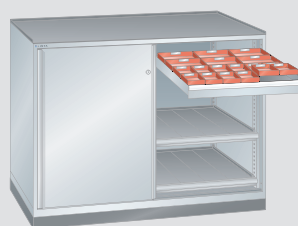



First you choose the base area of the cabinet (e.g.: 717 x 600 mm = 36 x 27 E or 717 x 753 mm = 36 x 36 E). The List Unit E x E shows which drawers and which partition materials fit in which housings.

After selecting the base area, equip your housing with hinged doors or sliding doors. The choice of housing always includes the choice of the preferred locking system (Key Lock or Code Lock) and the colour.

Now define the height of the front, the load-bearing capacity, safety catches and the colour of the drawers. When choosing the housing option "partial height hinged doors", please note that the total of the drawer front heights must match the upper clear height (150 mm). Adjustable and pull-out shelves complete the housing. Shelves and drawers can be freely combined at any height.

Order preconfigured models >


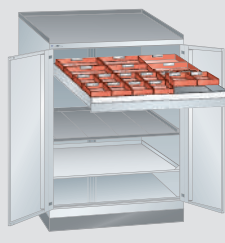



5.

Partition material

Order

Order individually >



4.

Accessories

5.

Partition material

Order

The 1000 mm high cabinets can optionally be equipped with an upper cover (ribbed mat, optionally with or without a raised edge) and/or a pallet truck base.

The partition material for drawers is most easily ordered as a set. The partition material must match the height of the drawers and the usable space. For NC storage systems, the drawers can also be equipped with tool holders (see page 271 ff).

Drawer cabinets with hinged or sliding doors 75/200

Ordering made easy:



The pre-configured ready-to-order articles are:
cabinet housings with a locking system,
drawers and accessories

To be selected:

5. Partition material

Lista Units

36 x 27 E

36 x 36 E

Pre-configured cabinets With hinged doors



The pre-configured drawer cabinets made from high-quality steel sheet can be equipped with hinged or sliding doors. The drawer cabinets with hinged doors can optionally be fitted with the Key Lock or Code Lock systems. The configuration with sliding doors can be equipped with the Key Lock system.



Art. no. **79.412.512**
Housing: Light grey, RAL 7035
Fronts: Ruby red, RAL 3003
(excl. partition material)

Further individual configurations
are possible (see individual parts
from page 154).

W → **717 mm**

D ↗ **600 mm**

 **612 x 459 mm**

H ↑ **1020 mm** Clear height **900 mm**



1 raised edge
1 drawer 75 mm
2 pull-out shelves

kg		Art. no.	
75	Key Lock	79.400.XXX	
75	Code Lock	79.401.XXX	
200	Key Lock	79.402.XXX	
200	Code Lock	79.403.XXX	



1 raised edge
2 drawers
75 mm
75 mm
1 pull-out shelf

kg		Art. no.	
75	Key Lock	79.404.XXX	
75	Code Lock	79.405.XXX	
200	Key Lock	79.406.XXX	
200	Code Lock	79.407.XXX	



1 raised edge
3 drawers
75 mm
75 mm
75 mm
1 pull-out shelf

kg		Art. no.	
75	Key Lock	79.408.XXX	
75	Code Lock	79.409.XXX	
200	Key Lock	79.410.XXX	
200	Code Lock	79.411.XXX	



1 raised edge
3 drawers
75 mm
75 mm
75 mm
2 pull-out shelves

kg		Art. no.	
75	Key Lock	79.412.XXX	
75	Code Lock	79.413.XXX	
200	Key Lock	79.414.XXX	
200	Code Lock	79.415.XXX	



1 raised edge
4 drawers
75 mm
75 mm
75 mm
75 mm

kg		Art. no.	
75	Key Lock	79.416.XXX	
75	Code Lock	79.417.XXX	
200	Key Lock	79.418.XXX	
200	Code Lock	79.419.XXX	



1 raised edge
5 drawers
75 mm
75 mm
75 mm
75 mm
75 mm

kg		Art. no.	
75	Key Lock	79.420.XXX	
75	Code Lock	79.421.XXX	
200	Key Lock	79.422.XXX	
200	Code Lock	79.423.XXX	

Colours

Cabinets available in 12 standard colours, 6 colour combinations and 12 additional colours (with surcharge). When ordering, please use the desired three-digit colour code (instead of XXX). Custom colours on request.

➤ For colour information see fold-out



Equipment

All drawer cabinets on this page are equipped with raised edges on 3 sides including ribbed mat.

Height of raised edges	20 mm
------------------------	-------



➤ Ordering step 5.: suitable partition material see page 706 ff

Pre-configured cabinets

With sliding doors

H ↑ 1020 mm Clear height 900 mm






1 raised edge
2 drawers
75 mm 75 mm
6 pull-out
shelves









1 raised edge
4 drawers
75 mm 75 mm
75 mm 75 mm
2 pull-out
shelves



1 raised edge
6 drawers
75 mm 75 mm
75 mm 75 mm
75 mm 75 mm
2 pull-out
shelves

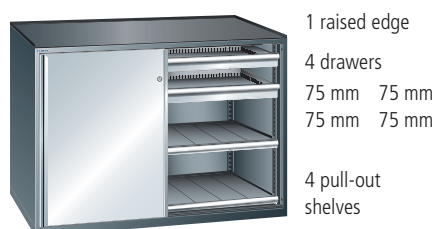

		Art. no. 	
75	Key Lock	79.424.XXX	
200	Key Lock	79.425.XXX	

		Art. no. 	
75	Key Lock	79.426.XXX	
200	Key Lock	79.427.XXX	

		Art. no. 	
75	Key Lock	79.428.XXX	
200	Key Lock	79.429.XXX	



Art. no. **79.432.512**
Housing: Light grey, RAL 7035
Fronts: Ruby red, RAL 3003

W → 1430 mm
D ↗ 627 mm
 **612 x 459 mm**
H ↑ 1020 mm Clear height **900 mm**


kg	Key Lock	Art. no.	
75	Key Lock	79.430.XXX	
200	Key Lock	79.431.XXX	

kg	Key Lock	Art. no.	
75	Key Lock	79.432.XXX	
200	Key Lock	79.433.XXX	

kg	Key Lock	Art. no.	
75	Key Lock	79.434.XXX	
200	Key Lock	79.435.XXX	



Equipment

All drawer cabinets on this page spread are equipped with raised edges on 3 sides, including ribbed mat.

Height of raised edges	20 mm
------------------------	-------

@ Lista online

The entire Lista range offers countless solutions for your specific needs. Online Compendium 2, the Lista Configurer and Lista Script can be found here:

www.lista.com



Ordering step 5.: suitable partition material see page 706 ff

Ordering steps for individual configuration:



To be selected on this page and the following pages:

2. Cabinet housing, locking system and colour
3. Drawers, drawer safety catch and colour
4. Accessories
5. Partition material

Lista Units

36 x 27 E

36 x 36 E

2. Cabinet housings with hinged doors for Key Lock or Code Lock

W  717 mm

D  600 mm





Cabinet housing

The housings for the hinged door cabinets are made from high-quality sheet steel and have integrated lock bolts for drawers with individual safety catches. Depending on the intended use, the housings, like the drawer cabinets, can be fitted with drawers and pull-out shelves of different sizes. The doors in front secure the stored items.

Hinged doors




The hinged doors made of sheet steel have a 2-point lock bolts and can optionally be used with the Key Lock or Code Lock systems. The maximum angle of opening is 235 degrees.



H 	mm	1000
Clear height mm		900
Housing		Art. no. 
prepared for hinged door set		71.440.XXX

Hinged door set for Key Lock

2 doors excluding clasp lock individually lockable	  	12.616.XXX	
● Clasp lock (random number)		49.060.000	

2 doors excluding clasp lock simultaneously lockable	  	12.616.XXX	
+ Clasp lock 2C____ (number according to choice)		49.067.000	

For off-the-shelf clasp locks with pre-defined numbers, see below*

2 doors excl. clasp lock Master key system	    	12.616.XXX	
+ Clasp lock for master key system		49.068.000	
● Master key (registered system)		20.040.000	

Hinged door set for Code Lock

2 doors excl. clasp lock		12.616.XXX	
● Clasp lock with Code Lock		49.070.000	

+ Please state the existing cylinder number for repeat orders ● Required for operation

* Clasp locks 2C with pre-defined number

In stock	Art. no.	
Clasp lock 2C 1	49.061.000	
Clasp lock 2C 2	49.062.000	
Clasp lock 2C 3	49.063.000	
Clasp lock 2C 4	49.064.000	
Clasp lock 2C 5	49.065.000	
Clasp lock 2C 6	49.066.000	

2 x

36 x 27 E

36 x 36 E

2 Cabinet housing with sliding doors for Key Lock

W → 1430 mm

D ↗ 627 mm


Cabinet housing

The housings for the sliding door cabinets are made from high-quality sheet steel and have integrated supports for the insertion of the drawers.

Sliding doors

The sheet steel sliding doors run quietly and smoothly in the runners and guide rails. Thanks to the Key Lock system inventory can be stored in the smallest possible space.

Colours

Housing available in 12 standard colours and 12 additional colours (with surcharge). When ordering, please use the desired three-digit colour code (instead of XXX). Custom colours on request.



➤ For colour information
see fold-out



➤ For ordering steps 3.-5.:
see following pages

H ↑	mm	1000
	Clear height mm	900
Housing	Art. no.	
prepared for hinged door set	71.441.XXX	

🔑 Hinged door set for Key Lock

2 doors excluding lock-down cylinders individually lockable		12.584.XXX	
● Lock-down cylinder (random number)		55.438.000	

2 doors excluding lock-down cylinder simultaneously lockable		12.584.XXX	
+ Cylinder 2C____ (number according to choice)		55.439.000	

For off-the-shelf clasp locks with pre-defined numbers, see below*

2 doors excluding lock-down cylinder Master key system		12.584.XXX	
+ Cylinder for master key system		55.440.000	
● Master key (registered system)		20.040.000	

+ Please state the existing cylinder number for repeat orders ● Required for operation

* Turn-and-push cylinder 2C with pre-defined number

In stock	Art. no.	
Clasp lock 2C 1	55.465.000	
Clasp lock 2C 2	55.466.000	
Clasp lock 2C 3	55.467.000	
Clasp lock 2C 4	55.468.000	
Clasp lock 2C 5	55.469.000	
Clasp lock 2C 6	55.470.000	

3. 4. Drawers and cabinet accessories

Separate components





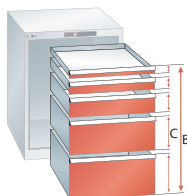
Drawers







Thanks to the multiplicity of available drawer specifications, every cabinet housing can be optimally configured for the items it will store. The 25 mm steps in the vertical supports in the cabinet housings match the different drawer front heights. This means that drawers with very different front heights can be built into the same cabinet housing in any sequence. The drawer walls are all equipped internally with a series of slots in Units (E's) of 17 mm, which means each can be sub-divided as required.



Ordering tips

When selecting drawers, the clear height of the cabinet housing defines the maximum size. The sum of the drawer front heights (C) must match the clear height (B) (see diagram). For filling and loading up the drawers and drawer cabinets please follow the installation manual and the loading rules. Drawer load capacity applies to an evenly distributed load.





H  mm	50**	75	
Usable height mm	32,5	57,5	
Side/back height mm	28,5	49	
 Load capacity 75	Art. no. 	Art. no. 	
Standard	72.042.XXX	72.043.XXX	
Safety catch on right *	72.152.XXX	72.153.XXX	
Safety catch on right and left *	72.262.XXX	72.263.XXX	
Double safety catch *	72.372.XXX	72.373.XXX	
 Load capacity 200		Art. no. 	
Standard	-	72.044.XXX	
Safety catch on right *	-	72.154.XXX	
Safety catch on right and left *	-	72.264.XXX	
Double safety catch *	-	72.374.XXX	
Lilo locking device	-	72.454.XXX	

* Only suitable for housings with hinged doors.

Pull-out and adjustable shelves

Made from sheet steel, Dove grey, NCS S 4502-B. Pull-out shelves with inlaid sendzimir galvanised metal strips (shaped sheet steel), smooth pull-out shelves. Thanks to the 25 mm increments in the vertical supports in the cabinet housings, different shelves can be built into the same housing in any sequence.

Description		Usable width mm	Usable depth mm	Installation height mm	Art. no. 	
adjustable shelf	200	656	467	75	74.105.000	
pull-out shelf	75	612	459	75	79.219.XXX	
pull-out shelf	200	612	459	75	79.223.XXX	


Raised edges, 3-sided, and ribbed mat

Made from sheet steel, Black, NCS S 9000-N, including ribbed mat, black.

Description	Width mm	Depth mm	Height mm	Art. no.	
Raised edge with ribbed mat, single, for cabinet housings with hinged doors	717	600	20	12.624.000	
Ribbed mat, for housings with door set, for cabinet housings with hinged doors	712	595	3	12.627.000	
Raised edge with ribbed mat, 2x 36x27 U, for cabinet housings with sliding doors	1430	627	20	12.503.000	
Ribbed mat, separate, 2x 36x27 U, for cabinet housings with sliding doors	1429	623	3	12.504.000	

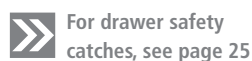


Drawer
cabinets



	100	125	150	200	250	300
	82,5	107,5	132,5	182,5	232,5	282,5
	76	76	126	176	226	276
Art. no.		Art. no.	Art. no.	Art. no.		
72.045.XXX		72.047.XXX	72.049.XXX	72.051.XXX	72.053.XXX	72.055.XXX
72.155.XXX		72.157.XXX	72.159.XXX	72.161.XXX	72.163.XXX	72.165.XXX
72.265.XXX		72.267.XXX	72.269.XXX	72.271.XXX	72.273.XXX	72.275.XXX
72.375.XXX		72.377.XXX	72.379.XXX	72.381.XXX	72.383.XXX	72.385.XXX
Art. no.		Art. no.	Art. no.	Art. no.	Art. no.	Art. no.
72.046.XXX		72.048.XXX	72.050.XXX	72.052.XXX	72.054.XXX	72.056.XXX
72.156.XXX		72.158.XXX	72.160.XXX	72.162.XXX	72.164.XXX	72.166.XXX
72.266.XXX		72.268.XXX	72.270.XXX	72.272.XXX	72.274.XXX	72.276.XXX
72.376.XXX		72.378.XXX	72.380.XXX	72.382.XXX	72.384.XXX	72.386.XXX
72.455.XXX		72.456.XXX	72.457.XXX	72.458.XXX	72.459.XXX	72.460.XXX

** Drawers with 50 mm front height must be positioned at the top.



For drawer safety
catches, see page 25

Blueprint wallet

For all sizes. Polystyrene, grey.

Description	Width mm	Depth mm	Height mm	Art. no.	
Blueprint wallet DIN A4 sideways	355	20	195	100.207.000	
Blueprint wallet DIN A5 sideways	250	20	145	100.208.000	

2-way pallet/forklift truck base

Made from sheet steel for height balancing. The bases are used to enable fully laden cabinets to be transported by pallet truck or forklift. The bases and housing floor are screwed together. Black, NCS S 9000-N.

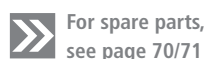
Base cover only, suitable for pallet/forklift truck base. Can be attached as a cover on the front or the back. Made from sheet steel, black, NCS S 9000-N.

Description	Width mm	Depth mm	Height mm	Art. no.	
Base, for hinged door cabinets	717	506	100	74.061.000	
Cover only, for hinged door cabinets	717	-	100	74.066.000	
Base, for hinged door cabinets	1430	560	100	12.505.000	
Cover only, for hinged door cabinets	1430	-	100	74.070.000	

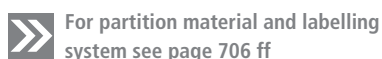


Colours

Fronts available in 12 standard colours and 12 additional colours (with surcharge). When ordering, please use the desired three-digit colour code (instead of XXX). Custom colours on request.



For spare parts,
see page 70/71



For partition material and labelling
system see page 706 ff



For colour information
see fold-out

Drawer cabinets with hinged or sliding doors 75/200

Ordering made easy:



The pre-configured ready-to-order articles are:
cabinet housings with a locking system,
drawers and accessories

To be selected:

5. Partition material

Lista Units

36 x 27 E

36 x 36 E

Pre-configured cabinets With hinged doors



The pre-configured drawer cabinets made from high-quality steel sheet can be equipped with hinged or sliding doors. The drawer cabinets with hinged doors can optionally be fitted with the Key Lock or Code Lock systems. The configuration with sliding doors can be equipped with the Key Lock system.



Equipment

All drawer cabinets on this page spread are equipped with raised edges on 3 sides, including ribbed mat.

Height of raised edges

20 mm

Art. no. **79.450.518**

Housing: Light grey, RAL 7035

Fronts: Signal blue, RAL 5005

(excl. partition material)

Colours

Cabinets available in 12 standard colours, 6 colour combinations and 12 additional colours (with surcharge). When ordering, please use the desired three-digit colour code (instead of XXX). Custom colours on request.



For colour information
see fold-out



Pre-configured cabinets available in 2 different heights


Further individual configurations are possible (see individual parts from page 162).



1020

1450

mm

W → **717 mm**
D ↗ **753 mm**
 **612 x 612 mm**
H ↑ **1020 mm** Clear height **900 mm**


kg	Lock	Art. no.	
75	Key Lock	79.438.XXX	
75	Code Lock	79.439.XXX	
200	Key Lock	79.440.XXX	
200	Code Lock	79.441.XXX	



kg	Lock	Art. no.	
75	Key Lock	79.442.XXX	
75	Code Lock	79.443.XXX	
200	Key Lock	79.444.XXX	
200	Code Lock	79.445.XXX	



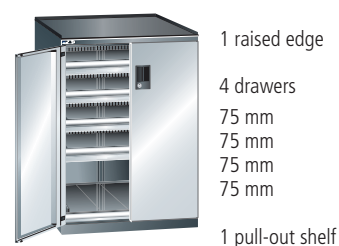
kg	Lock	Art. no.	
75	Key Lock	79.450.XXX	
75	Code Lock	79.451.XXX	
200	Key Lock	79.452.XXX	
200	Code Lock	79.453.XXX	



kg	Lock	Art. no.	
75	Key Lock	78.222.XXX	
75	Code Lock	78.223.XXX	
200	Key Lock	79.436.XXX	
200	Code Lock	79.437.XXX	



kg	Lock	Art. no.	
75	Key Lock	78.220.XXX	
75	Code Lock	78.221.XXX	
200	Key Lock	79.454.XXX	
200	Code Lock	79.455.XXX	



kg	Lock	Art. no.	
75	Key Lock	79.446.XXX	
75	Code Lock	79.447.XXX	
200	Key Lock	79.448.XXX	
200	Code Lock	79.449.XXX	

@ Lista online




The entire Lista range offers countless solutions for your specific needs. Online Compendium 2, the Lista Configurer and Lista Script can be found here:

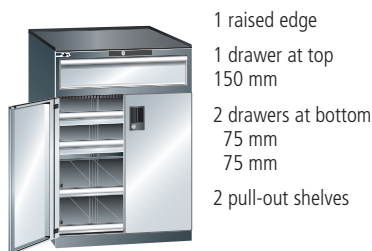
www.lista.com



Ordering step 5.: suitable partition material see page 706 ff

Pre-configured cabinets with hinged doors

H  **1020 mm** Clear height **150/700 mm** **W**  **717 mm** **D**  **753 mm**



- 1 raised edge
- 1 drawer at top
150 mm
- 2 drawers at bottom
75 mm
75 mm
- 2 pull-out shelves



- 1 raised edge
- 2 drawers at top
50 mm
100 mm
- 3 drawers at bottom
75 mm
100 mm
100 mm
- 1 pull-out shelf






- 1 raised edge
- 2 drawers at top
75 mm
75 mm
- 3 drawers at bottom 75 mm
75 mm
75 mm
- 1 pull-out shelf

kg		Art. no.	
75	Key Lock	79.456.XXX	
75	Code Lock	79.457.XXX	
200	Key Lock	79.458.XXX	
200	Code Lock	79.459.XXX	

kg		Art. no.	
75	Key Lock	79.460.XXX	
75	Code Lock	79.461.XXX	
200	Key Lock	79.462.XXX	
200	Code Lock	79.463.XXX	

kg		Art. no.	
75	Key Lock	79.464.XXX	
75	Code Lock	79.465.XXX	
200	Key Lock	79.466.XXX	
200	Code Lock	79.467.XXX	

H  **1450 mm** Clear height **1350 mm** **W**  **717 mm** **D**  **753 mm**



- 3 drawers
75 mm
75 mm
150 mm
- 2 pull-out shelves



- 3 adjustable shelves
- 2 pull-out shelves



- 5 drawers
75 mm
75 mm
150 mm
150 mm
150 mm

kg		Art. no.	
75	Key Lock	78.256.XXX	
75	Code Lock	78.257.XXX	
200	Key Lock	79.468.XXX	
200	Code Lock	79.469.XXX	

kg		Art. no.	
75	Key Lock	78.224.XXX	
75	Code Lock	78.225.XXX	
200	Key Lock	79.470.XXX	
200	Code Lock	79.471.XXX	

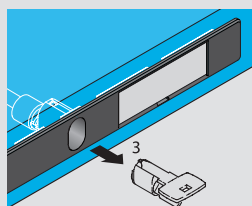
kg		Art. no.	
75	Key Lock	79.472.XXX	
75	Code Lock	79.473.XXX	
200	Key Lock	79.474.XXX	
200	Code Lock	79.475.XXX	

Tip

Adapting the locks (Key Lock)

All separately locking cabinets can be converted retrospectively to attach them to a central locking system. All that is needed for this is the number of the master key.

1. Order the new cylinder from Lista (quote the key number)
2. Use the removal tool to take out the existing cylinder
3. Insert the new cylinder
4. Central locking system has now been extended



Removal tool
Art. no. **222.396.000**

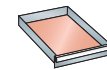
Special configuration options

Drawer cabinets with hinged doors are available on request up to width 54 E. Drawer cabinets with hinged doors for total height are available on request up to width 78 E. Drawers and pull-out shelves for drawer cabinets are compatible with these configurations. Suitable adjustable shelves are available on request. (Attention: Shelves from the drawer shelving system cannot be installed!)

36 x 27 E

2 x

36 x 36 E



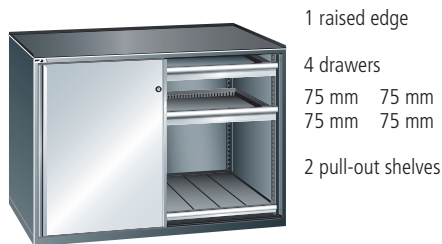
612 x 612 mm

With sliding doors

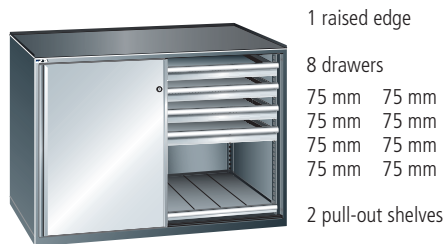
Drawer cabinets

H **1020 mm** Clear height 900 mm

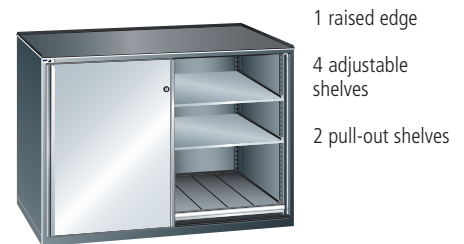
W **1430 mm** **D** **780 mm**



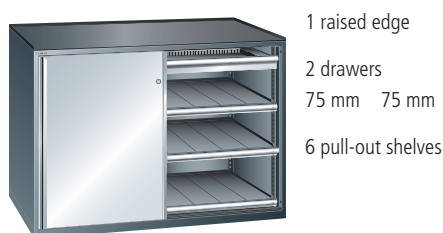
kg	kg	Art. no.	
75	Key Lock	78.259.XXX	
200	Key Lock	79.482.XXX	



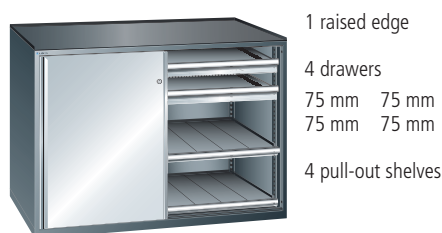
kg	kg	Art. no.	
75	Key Lock	79.483.XXX	
200	Key Lock	79.484.XXX	



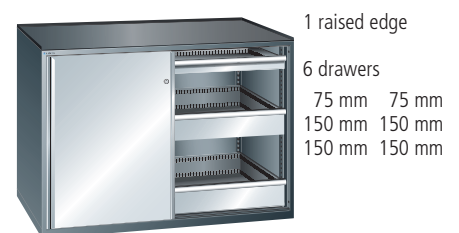
kg	kg	Art. no.	
75	Key Lock	78.258.XXX	
200	Key Lock	79.485.XXX	



kg	kg	Art. no.	
75	Key Lock	79.476.XXX	
200	Key Lock	79.477.XXX	



kg	kg	Art. no.	
75	Key Lock	79.478.XXX	
200	Key Lock	79.479.XXX	



kg	kg	Art. no.	
75	Key Lock	79.480.XXX	
200	Key Lock	79.481.XXX	



Art. no. **79.478.521**
Housing: Metallic grey, NCS S 6502-B
Fronts: Light grey, RAL 7035
(excl. partition material)

Colours

Cabinets available in 12 standard colours, 6 colour combinations and 12 additional colours (with surcharge). When ordering, please use the desired three-digit colour code (instead of XXX). Custom colours on request.



For colour information see fold-out

Equipment

All 1020 mm high drawer cabinets on this page spread are equipped with raised edges on 3 sides including ribbed mat.

Height of raised edges	20 mm
------------------------	-------



Ordering step 5.: suitable partition material see page 706 ff

Ordering steps for individual configuration:



To be selected on this page and the following pages:

2. Cabinet housing, locking system and colour
3. Drawers, drawer safety catch and colour
4. Accessories
5. Partition material

Lista Units

36 x 27 E

36 x 36 E









2. Cabinet housings with hinged doors for Key Lock or Code Lock




Cabinet housing

The housings for the hinged door cabinets are made from high-quality sheet steel and have integrated safety rods for drawers with individual safety catches. Depending on their intended use, the housings, like the drawer cabinets, can be fitted with drawers and pull-out shelves of different sizes. The doors in front secure the stored items.



<div>H</div> <div>mm</div>		1000		1450	
Clear height mm		900		1350	
Housing		Art. no. 		Art. no. 	
prepared for hinged door set		71.442.XXX		71.444.XXX	
<div> Hinged door set for Key Lock</div>					
2 doors excl. clasp lock individually lockable					
● Clasp lock (random number)		12.616.XXX		12.615.XXX	
		49.060.000		49.060.000	
2 doors excl. clasp lock simultaneously lockable					
+ Clasp lock 2C____ (number according to choice)		12.616.XXX		12.615.XXX	
		49.067.000		49.067.000	
For off-the-shelf clasp locks with pre-defined numbers, see below*					
2 doors excl. clasp lock Master key system					
+ Clasp lock for master key system		12.616.XXX		12.615.XXX	
		49.068.000		49.068.000	
● Master key (registered system)		20.040.000		20.040.000	
<div><div><div>12</div><div>3</div></div>Hinged door set for Code Lock</div>					
2 doors excl. clasp lock		12.616.XXX		12.615.XXX	
● Clasp lock with Code Lock		49.070.000		49.070.000	
+ Please state the existing cylinder number for repeat orders ● Required for operation					

* Clasp locks 2C with pre-defined number

 In stock	Art. no.	
Clasp lock 2C 1	49.061.000	
Clasp lock 2C 2	49.062.000	
Clasp lock 2C 3	49.063.000	
Clasp lock 2C 4	49.064.000	
Clasp lock 2C 5	49.065.000	
Clasp lock 2C 6	49.066.000	

W → 717 mm

D ↗ 753 mm

Hinged doors for the full and for partial height

The hinged doors made of sheet steel have a 2-point lock bolts and can optionally be used with the Key Lock or Code Lock locking systems. The maximum angle of opening is 235 degrees.



Housing prepared for a set of partial height hinged doors



H ↑ mm	1000
Clear height mm	900
Key Lock	Art. no.
Housing incl. cylinder for separate locking	71.093.XXX
Housing excl. cylinder for simultaneous locking	71.034.XXX
+ Cylinder 2C_____ (number of your choice)	222.383.000
For off-the-shelf cylinders with pre-defined numbers, see below on the right*	
Housing excluding cylinder for master key system	71.034.XXX
+ Cylinder for master key system	222.384.000
● Master key (registered system)	20.040.000
Code Lock	
Housing with electronic lock per number code	71.152.XXX

Colours

Housing available in 12 standard colours and 12 additional colours (with surcharge). When ordering, please use the desired three-digit colour code (instead of XXX). Custom colours on request.

➤ For colour information see fold-out



✓ 2. 3. 4. 5.

➤ For ordering steps 3.-5.: see following pages

Hinged door set for partial height Height in mm	700
Hinged door set for Key Lock	Art. no.
2 doors excl. clasp lock individually lockable	12.617.XXX
● Clasp lock (random number)	49.060.000
2 doors excl. clasp lock simultaneously lockable	12.617.XXX
+ Clasp lock 2C_____ (number according to choice)	49.067.000
For off-the-shelf clasp locks with pre-defined numbers, see left side below*	
2 doors excl. clasp lock Master key system	12.617.XXX
+ Clasp lock for master key system	49.068.000
● Master key (registered system)	20.040.000
Hinged door set for Code Lock	
2 doors excl. clasp lock	12.617.XXX
● Clasp lock with Code Lock	49.070.000
+ Please state the existing cylinder number for repeat orders ● Required for operation	

* Cylinder 2C with pre-defined number

In stock	Art. no.
Cylinder 2C 1	222.377.000
Cylinder 2C 2	222.378.000
Cylinder 2C 3	222.379.000
Cylinder 2C 4	222.380.000
Cylinder 2C 5	222.381.000
Cylinder 2C 6	222.382.000

Drawer cabinets with hinged or sliding doors 75/200

Ordering steps for individual configuration:



To be selected on this page and the following pages:

2. Cabinet housing, locking system and colour
3. Drawers, drawer safety catch and colour
4. Accessories
5. Partition material

Lista Units

36 x 27 E

2 x

36 x 36 E

2. Cabinet housing with sliding doors for lock-down cylinder lock

W  1430 mm

D  780 mm




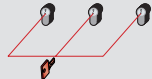



Cabinet housing

The housings for the sliding door cabinets are made from high-quality sheet steel and have integrated supports for inserting the drawers.


Sliding doors

The sliding doors made of sheet steel run quietly and smoothly in the runners and guide rails. Thanks to the Key Lock system, stored goods can be stored securely in the smallest possible space.

H 	mm	1000
	Clear height mm	900
Housing		Art. no. 
prepared for roller shutter set		71.445.XXX
 Roller shutter set set for Key Lock		
2 doors excl. lock down cylinders individually lockable		12.584.XXX
● Lock-down cylinder (random number)		55.438.000
2 doors excl. lock-down cylinder simultaneously lockable		12.584.XXX
+ Cylinder 2C____ (number according to choice)		55.439.000
For off-the-shelf turn-and-push cylinders with pre-defined numbers, see below*		
2 doors excl. lock-down cylinder Master key system		12.584.XXX
+ Cylinder for master key system		55.440.000
● Master key (registered system)		20.040.000

+ Please state the existing cylinder number for repeat orders ● Required for operation

* Turn-and-push cylinder 2C with pre-defined number

 In stock	Art. no.	
Clasp lock 2C 1	55.465.000	
Clasp lock 2C 2	55.466.000	
Clasp lock 2C 3	55.467.000	
Clasp lock 2C 4	55.468.000	
Clasp lock 2C 5	55.469.000	
Clasp lock 2C 6	55.470.000	

Colours

Housing available in 12 standard colours and 12 additional colours (with surcharge). When ordering, please use the desired three-digit colour code (instead of XXX). Custom colours on request.



 For colour information see fold-out



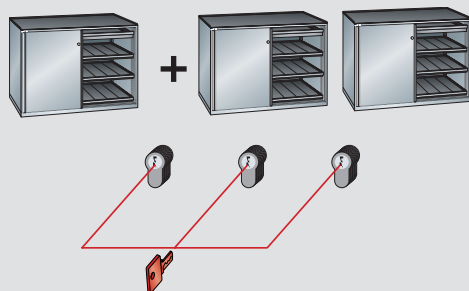
i Tip

Extending simultaneous locking

Assume that simultaneous locking is wanted for an existing cabinet and some new ones.

Solution:

1. Order the housing (e.g. in Light blue) (e.g. Art. no. 71.445.010)
2. Order sliding door excl. cylinder (Art. no. 12.584.010)
3. Select cylinder with the lock number of the existing cabinet (Art. no. 55.439.000) and quote the cylinder number (e.g. 2C 365)



@ Lista online

The entire Lista range offers countless solutions for your specific needs. Online Compendium 2, the Lista Configurer and Lista Script can be found here:

www.lista.com



For ordering steps 3.-5.:
see following pages

3. 4. Drawers and cabinet accessories

Separate components





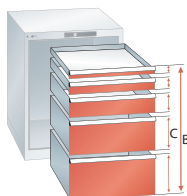
Drawers







Thanks to the multiplicity of available drawer specifications, every cabinet housing can be optimally configured for the items it will store. The 25 mm steps in the vertical supports in the cabinet housings match the different drawer front heights. This means that drawers with very different front heights can be built into the same cabinet housing in any sequence. The drawer walls are all equipped internally with a series of slots in Units (E's) of 17 mm, which means each can be sub-divided as required.



Ordering tips

When selecting drawers, the clear height of the cabinet housing defines the maximum size. The sum of the drawer front heights (C) must match the clear height (B) (see diagram). For filling and loading up the drawers and drawer cabinets please follow the installation manual and the loading rules. Drawer load capacity applies to an evenly distributed load.





H  mm	50**	75	
Usable height mm	32,5	57,5	
Side/back height mm	28,5	49	
 Load capacity 75	Art. no. 	Art. no. 	
Standard	72.057.XXX	72.058.XXX	
Safety catch on right*	72.167.XXX	72.168.XXX	
Safety catch on right and left*	72.277.XXX	72.278.XXX	
Double safety catch*	72.387.XXX	72.388.XXX	
 Load capacity 200		Art. no. 	
Standard	-	72.059.XXX	
Safety catch on right*	-	72.169.XXX	
Safety catch on right and left*	-	72.279.XXX	
Double safety catch*	-	72.389.XXX	
Lilo locking device	-	72.461.XXX	

* Only suitable for housings with hinged doors.

Pull-out and adjustable shelves

Made from sheet steel, Dove grey, NCS S 4502-B. Pull-out shelves with inlaid sendzimir galvanised metal strips (shaped sheet steel), smooth pull-out shelves. Thanks to the 25 mm increments in the vertical supports in the cabinet housings different shelves can be built into the same housing in any sequence.

Description		Usable width mm	Usable depth mm	Installation height mm	Art. no. 	
Adjustable shelf	200	656	618	75	74.106.000	
Pull-out shelf	75	612	612	75	79.218.XXX	
Pull-out shelf	200	612	612	75	79.222.XXX	


Raised edges, 3-sided, and ribbed mat

Made from sheet steel, Black, NCS S 9000-N, including ribbed mat, black.

Description	Width mm	Depth mm	Height mm	Art. no.	
Raised edge with ribbed mat, for housing with set of doors, for hinged door.	717	753	20	12.623.000	
Ribbed mat, for for housing with set of doors, for hinged door	712	748	3	12.626.000	
Raised edge with ribbed mat, for partial height hinged door	717	725	20	74.028.000	
Ribbed mat, for partial height hinged door	712	720	3	74.017.000	
Raised edge w. ribbed mat, for sliding door	1430	780	20	12.543.000	
Ribbed mat only, for sliding door	1426	776	3	12.544.000	



Drawer
cabinets



	100	125	150	200	250	300
	82,5	107,5	132,5	182,5	232,5	282,5
	76	76	126	176	226	276
Art. no.						
72.060.XXX	72.062.XXX	72.064.XXX	72.066.XXX	72.068.XXX	72.070.XXX	
72.170.XXX	72.172.XXX	72.174.XXX	72.176.XXX	72.178.XXX	72.180.XXX	
72.280.XXX	72.282.XXX	72.284.XXX	72.286.XXX	72.288.XXX	72.290.XXX	
72.390.XXX	72.392.XXX	72.394.XXX	72.396.XXX	72.398.XXX	72.400.XXX	
Art. no.						
72.061.XXX	72.063.XXX	72.065.XXX	72.067.XXX	72.069.XXX	72.071.XXX	
72.171.XXX	72.173.XXX	72.175.XXX	72.177.XXX	72.179.XXX	72.181.XXX	
72.281.XXX	72.283.XXX	72.285.XXX	72.287.XXX	72.289.XXX	72.291.XXX	
72.391.XXX	72.393.XXX	72.395.XXX	72.397.XXX	72.399.XXX	72.401.XXX	
72.462.XXX	72.463.XXX	72.464.XXX	72.465.XXX	72.466.XXX	72.467.XXX	

** Drawers with 50 mm front height must be positioned at the top.

Blueprint wallet

For all sizes. Polystyrene, grey.

Description	Width mm	Depth mm	Height mm	Art. no.
Blueprint wallet DIN A4 sideways	355	20	195	100.207.000
Blueprint wallet DIN A5 sideways	250	20	145	100.208.000

2-way pallet/forklift truck base

Made from sheet steel for height balancing. The bases are used to enable fully laden cabinets to be transported by pallet truck or forklift. The bases and housing floor are screwed together. Black, NCS S 9000-N.

Base cover only, suitable for pallet/forklift truck base. Can be attached as a cover on the front or the back. Made from sheet steel, black, NCS S 9000-N.

Description	Width mm	Depth mm	Height mm	Art. no.
Base, for hinged door	717	659	100	74.062.000
Cover only, for hinged door	717	-	100	74.066.000
Base, for sliding door	1430	713	100	12.546.000
Cover only, for sliding door	1430	-	100	74.070.000



For drawer safety catches, see page 25



Colours

Fronts available in 12 standard colours and 12 additional colours (with surcharge). When ordering, please use the desired three-digit colour code (instead of XXX). Custom colours on request.



For spare parts, see page 70/71

For partition material and labelling system see page 706 ff

For colour information see fold-out

Corner cabinet with hinge doors 75

Lista Units

36 x 27 E

36 x 36 E

Corner cabinet

Cabinet housing, hinged door set and accessories



Corner cabinet housing

The welded construction made from sheet steel is used as a connecting piece for counters. The inside of the cabinet is equipped with a fixed shelf.

Hinged doors

The inside hinged doors from sheet steel are available equipped with 2-point lock bolts using the Key Lock or Code Lock systems. The maximum opening angle is 235 degrees.

Colours

Cabinets available in 12 standard colours, 6 colour combinations and 12 additional colours (with surcharge). When ordering, please use the desired three-digit colour code (instead of XXX). Custom colours on request.



 For colour information see fold-out






Housing:
Art. no. **71.430.010**
Light blue, RAL 5012

Hinged door kit:
Art. no. **71.431.010**
Light blue, RAL 5012



Locking system:
Art. no. **49.060.000**




H  **1000 mm**


D 	Lista Units/mm	27 E / 508	36 E / 725
W 	mm	986	1202
	Clear height mm	900	900
Housing	Art. no. 		
no doors, with fixed shelf		71.432.XXX	71.430.XXX

Hinged door set for Key Lock

2 doors excl. clasp lock individually lockable height 900 mm		71.431.XXX		71.431.XXX	
● Clasp lock (random number)		49.060.000		49.060.000	
2 doors excl. clasp lock simultaneous height 900 mm		71.431.XXX		71.431.XXX	
+ Clasp lock 2C____ (number according to choice)		49.067.000		49.067.000	

For off-the-shelf clasp locks with pre-defined numbers, see below*


2 doors excl. clasp lock Master locking system height 900 mm		71.431.XXX		71.431.XXX	
+ Clasp lock for master key system		49.068.000		49.068.000	
● Master key (registered system)		20.040.000		20.040.000	

Hinged door set for Code Lock

2 doors excl. clasp lock height 900 mm		71.431.XXX		71.431.XXX	
● Labelling with Code Lock		49.070.000		49.070.000	

+ Please state the existing cylinder number for repeat orders ● Required for operation

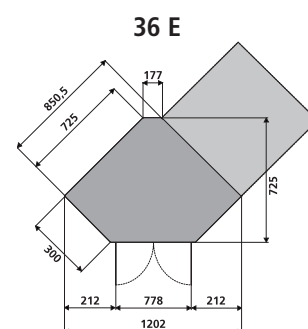
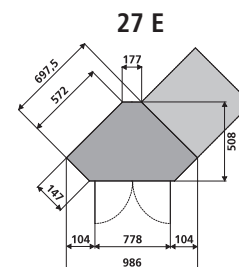
* Clasp locks 2C with pre-defined number

 In stock	Art. no.	
Clasp lock 2C 1	49.061.000	
Clasp lock 2C 2	49.062.000	
Clasp lock 2C 3	49.063.000	
Clasp lock 2C 4	49.064.000	
Clasp lock 2C 5	49.065.000	
Clasp lock 2C 6	49.066.000	

Ribbed mat and housing base

Black ribbed mat only. Housing base made from sheet steel for height balancing, Black, NCS S 9000-N.

For cabinet type	Description	Width mm	Depth mm	Height mm	Art. no.	
27 E	Ribbed mat	983	506	3	14.134.000	
36 E	Ribbed mat	1199	722	3	14.162.000	
27 E	Base	986	485	50	14.136.000	
36 E	Base	1202	701	50	14.163.000	



Tip

Link the corner cabinet into the master locking system

Using the corner cabinet is a simple way to make use of "dead space" and also integrate it into the locking system. You just remove the cylinder and exchange it for a cylinder which matches the master locking system. For more information about replacing cylinders see page 63.

