



Drawer storage walls



Drawer storage walls



Lista Units (E)

Drawer storage walls

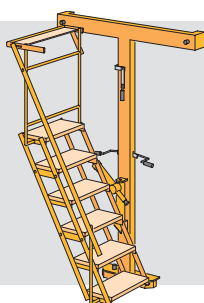
 75/200



Product benefits	174–178
Colours	179
Configuration instructions	180–181
Freely configurable shelving depth 27 E	182–201
Planning information	182–185
Side frames	186–187
Stabilising elements	188–189
Separate components 36 x 27 E	190–195
Separate components 54 x 27 E	196–201



Freely configurable shelving depth 36 E	202–253
Planning information	202–205
Side frames	206–207
Stabilising elements	208–211
Separate components 36 x 36 E	212–221
Separate components 45 x 36 E	222–231
Separate components 54 x 36 E	232–241
Separate components 64 x 36 E	242–247
Separate components 78 x 36 E	248–253



Partition material and accessories	254–255
Hinged doors	256–257
Hinged doors with viewing windows	258–259
Sliding doors	260–261
Roller shutters	262–263
Forward extensions, safety ladders	264–265
Special inserts	266–267



Drawer storage walls

Efficient storage for the most demanding requirements

The drawer wall combines all the benefits of a drawer cabinet with those of shelving units. Drawers, pull-out and adjustable shelves can be combined flexibly to create a multitude of different installations. Necessary changes can be carried out by simply reconfiguring the individual elements. Thanks to the variety of system elements available, installations can be created to match your logistic systems. For numbered storage or IT-managed put-away logic, drawer walls allow you to organise things perfectly.



Space-saving storage with almost unlimited possibilities and perfect organisation.

i Benefits

- Very high load capacity thanks to sturdy and stable construction
- Combines the benefits of a drawer cabinet with those of a shelving unit
- Always the perfect storage arrangement thanks to the diversity of the product range
- Simple to extend and adapt



The Lista drawer walls combine the benefits of a drawer cabinet with those of a shelving unit. In addition, the units can be configured exactly the way you want them because the system is modular and can be extended.



Drawer storage walls 75/200

A system that grows with you

Flexible options for the most demanding requirements



Benefits

- The right storage option and partitions for every type of item
- Quiet and easy to operate
- Up to 8.50 m high, can be over several stories

Side frames

Extremely stable vertical side frames enable drawer walls to support heavy loads. At the end of a row of shelving units the frames can be covered by a side panel if needed.



Fully extensible drawers

The differential pull-out without a cross-bar ensures perfectly smooth running and ease of movement - even when the stored items are heavy. The drawers offer perfect use of space. Thanks to the full extension the entire drawer contents can easily be accessed at any time. The load capacity of the drawers can be selected (75 kg or 200 kg).



Pull-out shelves and heavy-duty pull-out shelves

Are used to store heavy components and assemblies which can be laid flat for storage thanks to the use of metal sheet inserts with handles to pull them out. The load capacity can be selected (75 kg or 200 kg). The heavy-duty pull-out shelves are up to the task even with very heavy loads, with exceptionally quiet movement for a load capacity of up to 350 kg.



Partial and full-height vertical pull-outs.

To store in a hanging position and protect predefined tools, vertical pull-outs can also be equipped with storage shelves, perforated boards and adjustable shelves for all or part of their height.



Adjustable and universal shelves, partitions and shelf side panels

Adjustable shelves (with a load capacity of 200 kg) are suspended from the side frames using supports. However, the universal shelves (load capacity 250 kg) are attached to the side frames with screws. The shelves are available in a smooth version or with rows of slots for partitioning. Shelf side walls are used to close off the sides of units.



Security

All safely locked up and easily accessible



Locking options

Lista drawer walls can be equipped with lockable hinged doors, sliding doors and roller shutters.

Special inserts for mobile configurations

Mobile workshops need to be able to stand up to heavy stresses. To make sure that neither the furnishings nor the stored items are damaged in transit, Lista uses multiple locking and safety mechanisms such as drawer safety catches, fold-down front covers, pull-out shelves with eyelets or safety bars.

Safety ladders


When accessing the drawers and shelves in the upper areas, a convenient safety ladder is useful. If the ladder is folded into the shelf unit then the passageway remains clear. The ladder can be swung out to the left or right when in use, allowing access to the whole of the front of the shelving unit. The ladder can be moved easily, with both castors at the top and guide rollers at the base running in railings and with ball bearings.

Organisation and multiple configurations

Well-organised and ideal use of space

Partition material

The drawer partition material is standardised and so can be used across our entire range. Lista can supply suitable sets for each drawer size.



Lista Script

Using the advanced Lista Script labelling system, all Lista products and most partition materials can be simply and clearly labelled.



Benefits

- Speed up working processes thanks to perfect organisation and labelling
- High storage volumes in small areas
- Flexibly configurable thanks to standardised sizes
- Labelling which stays clean and legible



You can download this software free-of-charge at www.lista.com/script

A suitable solution to every need

Lista drawer walls are supplied in two different depths which means a configuration for every possible need. All Lista drawer walls are based on the Lista measurement system, which means that you have the option to mix and match and extend drawers, components and partition material as you wish, quickly and easily.



D  **27 E**

- Less deep therefore simpler to lift out heavy parts
- Good alternative for locations with limited available space
- The shelving system of preference when using container offices



D  **36 E**

- Offers the widest selection of products and accessories
- Allows use of vertical pull-outs
- Allows use of heavy-duty pull-outs
- Available in five different widths



All drawer storage walls can also be ordered and configured in an ESD version.



For ESD information, please also refer to pages 758/759

Extensive choice of free product colours

12 standard colours

All products with colour variations are available in 12 standard colours at no additional charge. The three-digit colour code (e.g. **010**) is part of the item number. Always add the desired colour code when submitting your order (e.g. **70.701.010**). Almost all of the separate components can also be ordered in different colours.



.010 Pale blue
RAL 5012



.020 Pale grey
RAL 7035



.030 Reseda green
RAL 6011



.040 Capri blue
RAL 5019



.050 Metallic grey
NCS S 6502-B



.060 Black
NCS S 9000-N



.070 Ruby red
RAL 3003



.080 Dove grey
NCS S 4502-B



.090 Gentian violet
RAL 5010



.100 Signal blue
RAL 5005



.110 Pure white
RAL 9010



.180 Grey white
RAL 9002

i Benefits

- Impact- and abrasion-resistant housing surface thanks to environmentally friendly powder coating
- Total corrosion protection of drawers thanks to electrophoretic dip-painting

Drawer
storage walls



An additional 12 pre-defined colours are available at additional cost

Your choice of colour on request

.120 Grey aluminium
RAL 9007

.130 White aluminium
RAL 9006

.140 Light grey
NCS S 2000-N

.210 Brilliant blue
RAL 5007

.220 Turquoise blue
RAL 5018

.230 Pebble grey
RAL 7032

.170 Ultramarine blue
RAL 5002

.190 Sky blue
RAL 5015

.200 Anthracite grey
RAL 7016

.240 Flame red
RAL 3000

.260 Slate grey
RAL 7015

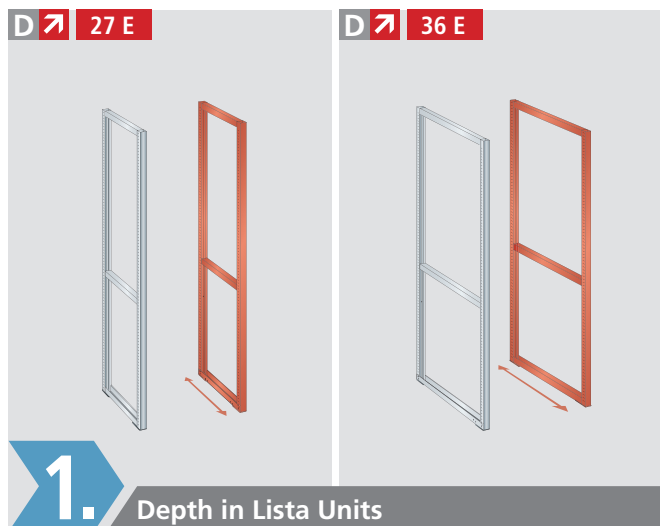
.280 Orange
RAL 2004

Lista can meet any specific colour request. In addition to the existing standard and pre-defined colours, it is also possible to manufacture your desired product in any colour you choose.

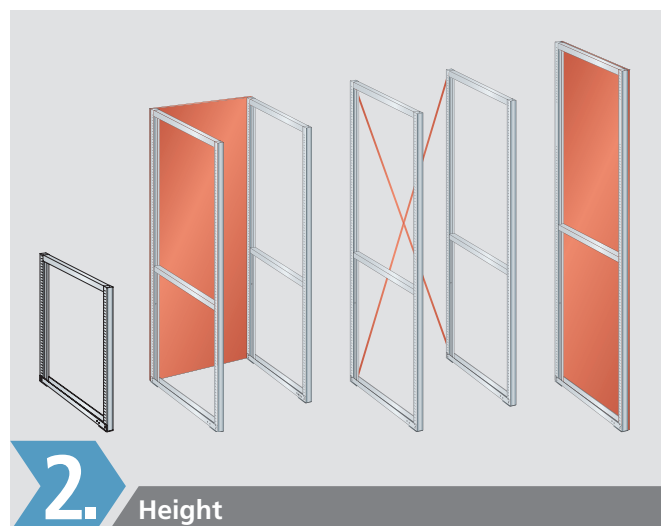
These colour samples may deviate from the original colour due to the printing process.

Configuration instructions

Individual combinations of drawer storage walls



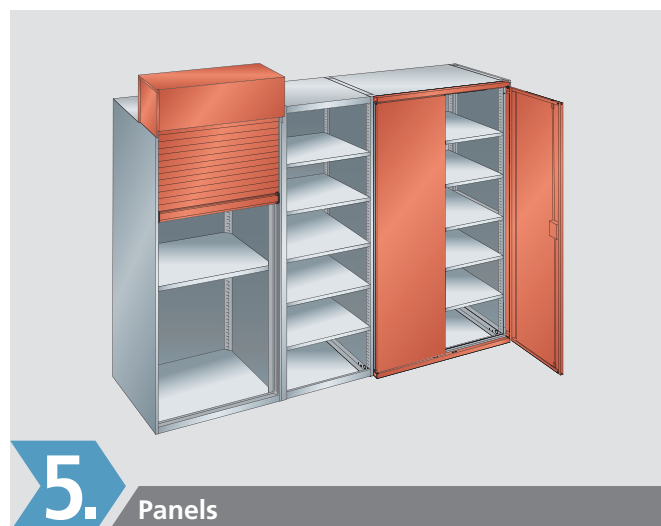
You can opt for the drawer walls in both 27 E and 36 E depths (depths of 553 or 706 mm). Lista Units (E) are a practical way of referring to standard dimensions to see which additions and inserts belong where.




The side panels come in 6 heights between 1 m and 3 m. By joining these end to end, a maximum permitted height of 8.50 m can be achieved. You must respect the maximum load capacity per shelving unit. Fitting side, intermediate and rear panels is optional. If no rear panels are fitted then diagonal braces are needed for stability.



The partition material is most easily ordered as a set. For NC storage systems the drawers can also be equipped with tool holders. The vertical pull-outs can be fitted out with the relevant accessories to accommodate the storage of special tools (including hanging them).



Drawer walls can be closed and locked using hinged doors, roller shutters or sliding doors. You can use the Key Lock system, and for hinged doors also the Code Lock system. In order to attach the roller shutter housing, a pre-drilled universal shelf is supplied with them.

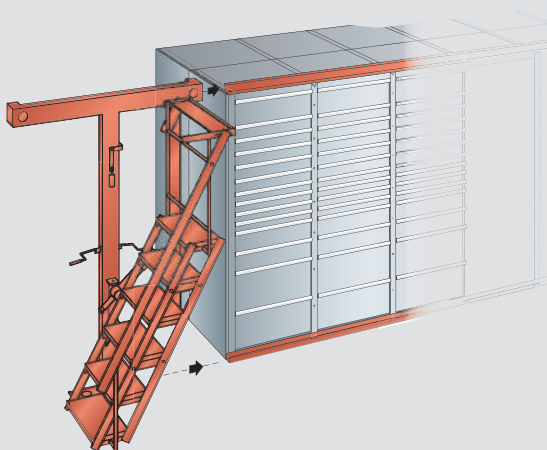


3.

Width is given in Lista Units (shelves, drawers and pull-outs)

There are a total of 5 widths between 36 E and 78 E (widths between 664 and 1378 mm) to choose from. The necessary quantity of universal shelves (screwed on) can be seen in the planning instructions on pages 1842-185 (27 E depth) or pages 202-205 (36 E depth). Depending on the unit widths and the depth of the frame, pull-out and adjustable shelves (which are suspended) can also be chosen. To install drawers with single and double safety catches, you will need side panels with a closing profile.

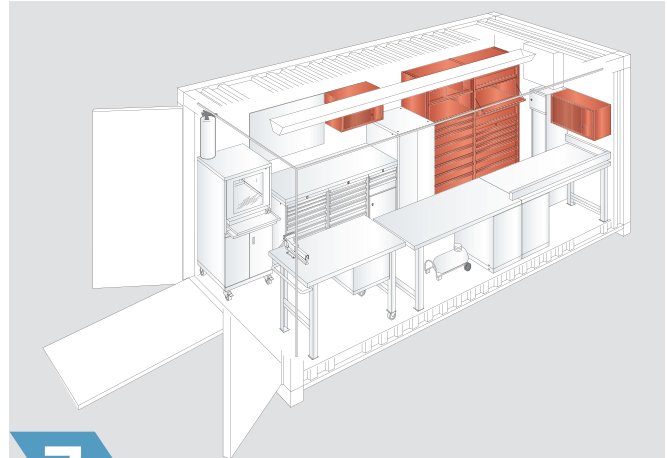
A locking shelf or a fixed shelf must be placed above and below each of the drawer units if the drawers are to be locked. The 36 E depth drawer wall can also be equipped with vertical pull-outs. The lockable vertical pull-outs are available for either the partial or full height of the unit, as well as in a wide array of widths. These offer an ideal solution for hanging storage of various types of items.



6.

Forward extensions

Thanks to the safety ladder, you can reach the drawers in the drawer wall up to a height of 3 m. Thanks to the option of folding the ladder away, passageways remain clear. The safety ladder can be accessed from both left and right.



7.

Special inserts

Mobile workshops and shelters may be subject to severe jolts during transport. Therefore items to be transported must be very securely stowed. With the high level of stability of our furnishings, our different security measures and special locking mechanisms, Lista offers you the right solutions for this.

Drawer storage walls 75/200

Lista Units

D 

27 E

36 E

1. Drawer storage walls Depth 27 E

10
Years
Guarantee



Colours

12 standard colours and 12 additional colours available (with surcharge). When ordering, please use the desired three-digit colour code (instead of XXX). Custom colours on request.



 **For colour information**
see fold-out

Depth 27 E

1 Side frames	page 186	10 Fixed and locking shelves	pages 192, 198
2 Rear wall and diagonal brace	pages 188, 189	11 Pull-out shelves	pages 194, 200
3 Partition wall	page 189	12 Shelf front cover strips	pages 191, 197
4 Shelf side panel	page 189	13 Roller shutters, hinged and sliding doors	page 256 ff
5 Side panel cover	page 189	14 Levelling plates	page 187
6 Universal shelf	pages 190, 196	15 Anchoring set	page 187
7 Adjustable shelf	pages 190, 196	■ Safety ladder	page 264
8 Divider	pages 190, 196	■ Accessories for mobile furnishings	page 267
9 Drawer	pages 194, 200		

Planning information

Dimensions and loading capacities



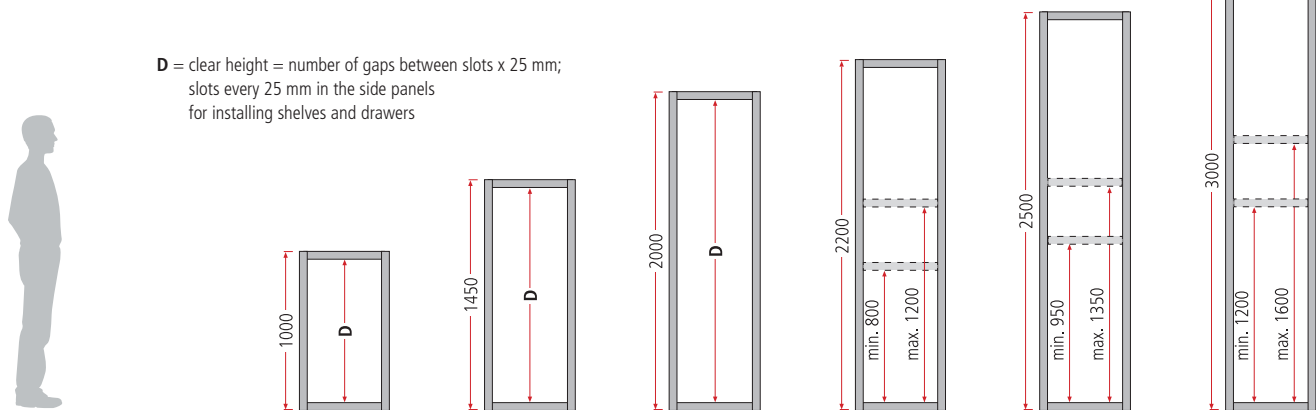
Diagonal brace arrangement

The load capacities are only valid if, from 6 shelving sections or more, 2 shelving sections or at least every 5th shelving section have a rear wall, or every 3rd shelving section has a diagonal brace. From a shelf unit height of 2200 mm, an additional universal shelf is required as a mezzanine floor. In two-tier systems, diagonal braces or rear panels must be fitted in the lower tier in every 3rd shelving section.

Anchoring rule

All drawer wall units must be anchored. 1 anchor is included per side frame. Exception: Double-sided drawer walls, which are screwed to one another at the rear, do not need to be anchored.

Note: When using only one mounting fixture per side frame, it must be attached on the rear side.



Wall heights and loading capacities

H 	mm	1000	1450	2000	2200	2500	3000
Clear height (D) mm		900	1350	1900	2050	2350	2850

Actual dimensions of front extensions

with hinged doors	1000	-	2000	2200	2500	-
with sliding doors	-	-	2000	2200	2500	-
with roller shutters	-	1773	2323	2523	2823	-

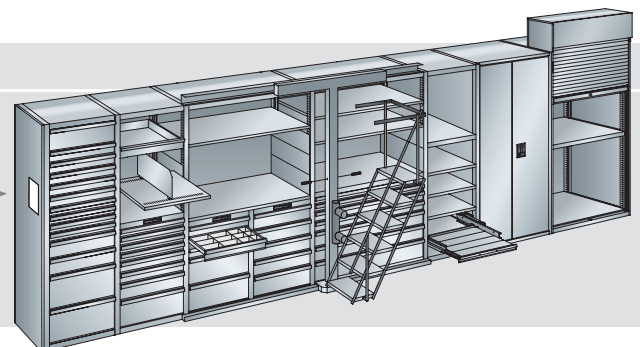

Load capacity per shelving section

min. number universal shelves	2	2	2	3	3	3
min./max. installed height for the middle universal shelves from floor mm	-	-	-	900-1300	1050-1450	1300-1700
 per shelving section	5500 kg	5000 kg	4500 kg	5500 kg	5250 kg	5000 kg

i Tip

Attach loading chart

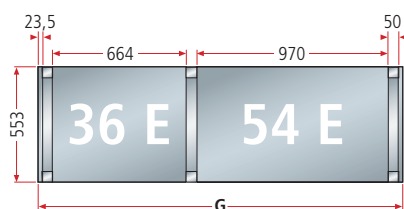
For each unit the required loading chart is supplied. This must be attached to the unit where it is easily visible.





Drawer
storage walls

G = unit length (without side panels) = Total unit widths + Total side panels
Unit length (with side panels) = Total unit widths + Total side panels + 47 mm



Shelving unit widths

W → Lista Units	36 E	54 E
Installed width mm	664	970
Side frame	50	50
Side panel cover	23,5	23,5
Usable widths mm		
Universal shelves	664	970
Adjustable shelves	664	970
Drawers	612	918
Pull-out shelves	612	918



Drawer storage walls 75/200

Choice of heights:



Lista Units

D 

27 E



36 E

2. Side frame with accessories





Side frame

Side frame with two-sided perforations 25 mm apart, for insertion of runners or shelf supports. Front and rear pillars are welded into a solid frame with horizontal struts. The side panels can be equipped with closing profiles. With perforations on the back, for screwing to the container wall using horizontal C-brackets. Including 1 floor anchoring. Specification: Frame pillars including horizontal braces made of shaped pressed steel sheet. Colours: according to colour chart.

H 	mm	Clear height	Depth	Width	Art. no. 	
1000		900	553	50	79.106.XXX	
1450		1350	553	50	79.107.XXX	
2000		1900	553	50	79.108.XXX	
2200		2050	553	50	79.109.XXX	
2500		2350	553	50	79.110.XXX	
3000		2850	553	50	79.111.XXX	



Side panels including closing profiles

Sides with perforations on both sides 25 mm apart. Screwed on closing profile for the insertion of drawers and pull-out shelves using single and double safety catches. Rear perforations for screwing frame pillars to a container wall using horizontal C-brackets. Including floor anchoring. Specification: Side frame including horizontal braces made of shaped pressed steel sheet. Colours: according to colour chart.

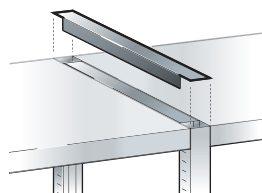
H 	mm	Clear height	Depth	Width	Art. no. 	
1000		900	570	50	79.116.XXX	
1450		1350	570	50	79.117.XXX	
2000		1900	570	50	79.118.XXX	
2200		2050	570	50	79.119.XXX	
2500		2350	570	50	79.002.XXX	
3000		2850	570	50	79.003.XXX	

Side panel with end-to-end connector

The end-to-end connection is needed if 2 side frames are screwed together, for heights above 3000 mm or for later installation of a layer on top of an existing installation. Specification: Frame pillars including horizontal braces made of shaped pressed steel sheet. Colours: according to colour chart.

H 	mm	Clear height	Depth	Width	Art. no. 	
1000		900	553	50	79.360.XXX	
1450		1350	553	50	79.361.XXX	
2000		1900	553	50	79.362.XXX	

Attention: Respect the max. load capacity per shelving unit. Other heights on request.

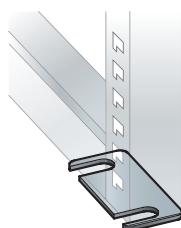


Pillar top covering

For covering the top of the side frames.

Specification: Sheet steel. Colours: according to colour chart.

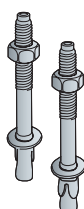
Width mm	Depth mm	Art. no.	
50	553	79.124.XXX	



Levelling plates

To adjust the height. Also enable precise alignment on uneven floors. Specification: PVC. Colour: Grey.

Width mm	Depth mm	Thickness mm	Art. no.	
60	134	1	17.140.000	
60	134	2	17.141.000	
60	134	4	17.142.000	



Floor anchoring

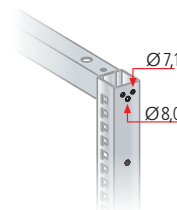
Drawer storage walls must be anchored (except for drawer walls which are screwed together back-to-back). 1 anchor is included per side frame.

Specification	Art. no.	
Floor anchor M10 / 130	112.991.000	

Side frame end caps

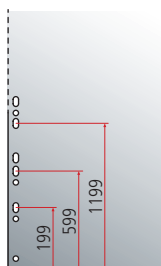
For sealing the holes on the front of the side frames, available in two sizes. Construction material: PVC. Packaging unit 20 pieces.

Specification	Ø mm	Art. no.	
Blue	7,1	79.659.000	
Grey	7,1	79.660.000	
Black	7,1	79.661.000	
Blue	8,0	79.662.000	
Grey	8,0	79.663.000	
Black	8,0	79.664.000	




2 Stabilising elements

Rear panels



Rear panels


Rear cover for row of shelving units. Help to stabilise the shelving units lengthwise. Can be used for base and add-on units. Rear perforations for screwing rear panels to a wall using horizontal C-brackets. Including screw material Diagonal crossbars can be used instead of rear panels to stabilise the rear panels. Specification: Sheet steel. Colours: according to colour chart. Joint cross-section: Anthracite grey, RAL 7016.

For shelving unit height mm	For width/Lista Units	For installed width mm	Number of parts/parts dimensions pieces/mm	Art. no. 	
1000	36 E	664	1 x 1000	79.125.XXX	
1000	54 E	970	1 x 1000	79.131.XXX	
1450	36 E	664	1 x 1000, 1 x 450	79.126.XXX	
1450	54 E	970	1 x 1000, 1 x 450	79.132.XXX	
2000	36 E	664	2 x 1000	79.127.XXX	
2000	54 E	970	2 x 1000	79.133.XXX	
2200	36 E	664	1 x 1000, 1 x 1200	79.128.XXX	
2200	54 E	970	1 x 1000, 1 x 1200	79.134.XXX	
2500	36 E	664	2 x 1000, 1 x 500	79.129.XXX	
2500	54 E	970	2 x 1000, 1 x 500	79.135.XXX	
3000	36 E	664	3 x 1000	79.130.XXX	
3000	54 E	970	3 x 1000	79.136.XXX	

Rear walls with 10 x 10 mm square holes and 38 mm divisions, available on request for holding keyhole hooks.

Cover rails

Using cover rails, the rear panel overlaps and screw heads in free-standing shelf units can be covered neatly. Specification: Sheet steel. Colours: according to colour chart.


For shelving unit height mm	Width mm	Art. no. 	
1000	36	79.506.XXX	
1450	36	79.507.XXX	
2000	36	79.508.XXX	
2200	36	79.509.XXX	
2500	36	79.510.XXX	
3000	36	79.511.XXX	

PVC connecting strip for rear wall

For shelving units above 3000 mm high, or for layers being added later.

For width/Lista Units	For installed width mm	Art. no.	
36 E	644	13.264.000	
54 E	970	13.378.000	



 For shelves, drawers and pull-outs see order step 3.



Stabilising elements

Diagonal braces and walls


Diagonal braces

Used to stabilise shelving systems instead of rear panels. Including screw material. Specification: galvanised steel.

For width/ Lista Units	For installed width mm	For wall height mm	Art. no.	
36 E	644	1000-3000	13.285.000	
54 E	970	1000-1225	13.394.000	
54 E	970	1250-3000	13.589.000	

Side panel covers


Side cover for row of shelving units. Are inserted in the side frames using shelf supports. Shelf supports included. Specification: Sheet steel. Colours: according to colour chart.

For wall height mm	For wall height mm	Width mm	Number of parts	Art. no. 	
1000	553	23,5	1	13.388.XXX	
1450	553	23,5	1	13.389.XXX	
2000	553	23,5	1	13.390.XXX	
2200	553	23,5	1	13.391.XXX	
2500	553	23,5	2	13.392.XXX	
3000	553	23,5	2	13.393.XXX	

End side walls with square holes, 10 x 10 mm and 38 mm divisions, available on request for holding keyhole hooks.

Partitions

For retro-fitting by hanging on the side frames. Particularly used behind sliding doors, hinged doors and roller shutters to prevent theft. Can be fitted on the left or right. Specification: Sheet steel. Colours: acc. to colour chart.

For shelving unit height mm	For frame depth mm	Quantity of parts	Quantity of crossbars	Art. no. 	
1000	553	1	1	79.176.XXX	
1450	553	1	1	79.177.XXX	
2000	553	1	1	79.178.XXX	
2200	553	2	2	79.179.XXX	
2500	553	2	2	79.180.XXX	
3000	553	3	3	79.181.XXX	


Attention: Remember to also order a nut holder for the shelf fixing.

Partition walls with square holes, 10 x 10 mm and 38 mm divisions, available on request for holding keyhole hooks.

Shelf side panels

Used to cover a side end where an intermediate fill-in strip cannot be used to close an intermediate space. They are inserted into the side panels. Specification: Sheet steel. Colour: Light grey, RAL 7035.

Height mm	Min clear shelf height mm	Depth mm	Art. no.	
150	200	506	79.185.000	
200	250	506	79.186.000	
250	300	506	79.187.000	



Drawer storage walls 75/200

Choice of shelves, drawers and pull-out shelves:



Other available widths:

54 E page 196 ff


Lista Units

W  x **D** 

36 x 27 E



54 x 27 E

3. Pull-out and adjustable shelves with accessories



Universal shelf, plain or slotted

The top and bottom shelves are fixed in position by nuts and bolts. Depending on the height, a central fixed stabilising shelf must be added. Includes screw fixtures. Choice of smooth or slotted construction. Slot division 15 mm for sub-division with partition walls. Construction material: Sheet steel. Colours: According to colour chart.

Usable width mm	Usable depth mm	Specification	Shelf thickness mm		Art. no. 	
664	552	plain	50	250	79.191.XXX	
664	552	slotted	50	250	79.197.XXX	



Nut holder

Used to fit the screwed shelves in the units in which access to the side frames is blocked.
2 pieces per shelf next to a partition. Specification: Sheet steel, galvanised.

Length mm	per piece	Art. no.	
55	1	16.997.000	

Adjustable shelf, plain or slotted

Are inserted between the partitions using shelf supports with welded strengthener.
Optional plain or slotted version. Slots 15 mm apart for subdivision with dividers.
Including 4 shelf supports each. Specification: Sheet steel. Colours: according to colour chart.

Usable width mm	Usable depth mm	Specification	Shelf thickness mm		Art. no. 	
664	548	plain	25	200	79.203.XXX	
664	548	slotted	25	200	79.209.XXX	

Partitions

To split up the 27 E deep slotted universal and adjustable shelves. Specification: Sheet steel.
Colour: light grey, RAL 7035.

Height mm	Depth mm	Art. no.	
95	525	123.716.000	
145	525	123.717.000	
195	525	123.718.000	

Adjustable shelf catch

Adjustable shelf catch (4 are required per adjustable shelf) as the safety catches for the adjustable shelves.
Specification: POM. Colour: Black.

Specification	per piece	Art. no.	
adjustable shelf catch	1	13.058.000	



36 x 36 E

45 x 36 E

54 x 36 E

64 x 36 E

78 x 36 E

Drawer
storage walls

Shelf front cover strip

The shelf front cover strips are pushed into holders on each side. 2 plug bolts prevent the shelf from falling out accidentally. Specification: Sheet steel. Colours: according to colour chart. Side holder galvanised.

Usable width mm	Height	Art. no.	
664	100	79.214.XXX	

Folding fronts

Can only be used with universal shelves. Fold 180 degrees downwards. Equipment: Double safety catch, labelling strip throughout, handle covers and self-adhesive labels. Colours: according to colour chart.

Usable width mm	Height mm	Min clear opening mm	Art. no.	
664	150	125*	79.298.XXX	
664	200	175*	79.299.XXX	
664	250	225*	79.300.XXX	
664	300	275*	79.301.XXX	

* Min. opening from one universal shelf to another universal shelf.

Shelf side panel to folding front


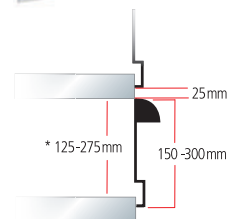
To close off the sides of intermediate spaces. The shelf side walls are screwed to the universal shelves. Specification: Sheet steel. Colour: Light grey, RAL 7035.

Height mm	Depth mm	Art. no.	
150	464	79.317.000	
200	464	79.318.000	
250	464	79.319.000	

Intermediate fill-in strip

To close off intermediate spaces when shelves are placed next to each other at the same height. Including 2 holding bars. Cannot be inserted between side panels and shelves. Specification: sheet steel. Colours: according to colour chart.

Width mm	Depth	Art. no.	
49	444	79.189.XXX	



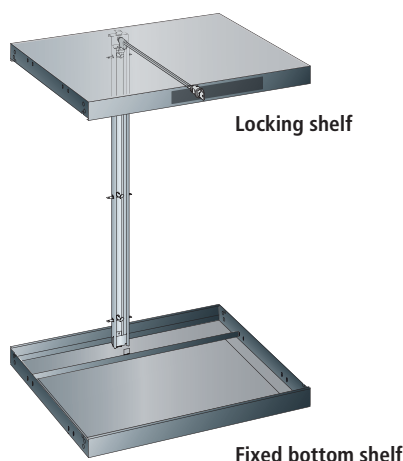
For shelves for drawer installations
see the following pages

3. Shelves for drawer installations with Key Lock, Code Lock or Remote Lock locking systems



Locking and fixed shelves

Locking and fixed shelves are screwed to the side frames at any position and are ready to accept the installation of drawer locking systems. Includes screw fixtures. Construction material: Sheet steel. Colours: According to colour chart.



Locks

The central locking system, which is built into the locking shelf, locks all the drawers below the shelf. Optional for the Key Lock (including individually locking cylinder or optionally without cylinder), Code Lock or Remote Lock.

Locking covering entire height possible on request.





Colours

Shelves available in 12 standard colours and 12 additional colours (with surcharge). When ordering, please use the desired three-digit colour code (instead of XXX). Custom colours on request.




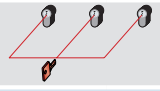
 For colour information see fold-out

Locking and fixed shelves


	H  mm		700		800	
			For clear height mm		700	
Shelf thickness 50 mm	Usable width mm		Art. no.		Art. no.	
Locking shelf prepared for locking	664	200	79.243.XXX		79.243.XXX	
Fixed shelf prepared for locking	664	250	79.237.XXX		79.237.XXX	



Key Lock

Lock system including cylinder individually locking		19.245.000		19.246.000	
Lock system excluding cylinder simultaneous locking		19.253.000		19.254.000	
+ Cylinder 2C____ (number according to choice)		222.383.000		222.383.000	

For off-the-shelf cylinders with pre-defined numbers, see below*

Lock system excluding cylinder master locking system		19.253.000		19.254.000	
+ Cylinder for master key system		222.384.000		222.384.000	
● Master key (registered system)		20.040.000		20.040.000	



Code Lock

Electronic lock per number code	19.249.000		19.250.000	
---------------------------------	------------	--	------------	--




Remote Lock

Electr. remote locking	19.248.000		19.252.000	
● Basic programming key	74.093.000		74.093.000	
● Mains connection 230/110/12 VDC CH/EU/GB	74.094.000		74.094.000	
○ Hand-held radio transmitter	74.092.000		74.092.000	
○ Extension unit 4-pole, 1850 mm long	74.099.000		74.099.000	

+ Please state the existing cylinder number when placing a repeat order ● Required for operation ○ State requirements/quantities

* Cylinder 2C with pre-defined number

 In stock	Art. no.
Cylinder 2C 1	222.377.000
Cylinder 2C 2	222.378.000
Cylinder 2C 3	222.379.000
Cylinder 2C 4	222.380.000
Cylinder 2C 5	222.381.000
Cylinder 2C 6	222.382.000

36 x 36 E

45 x 36 E

54 x 36 E

64 x 36 E

78 x 36 E

850

750

1000

900

1150

1050

1325


1225


1450


1350


1625


1525


Art. no. 

Art. no. 

Art. no. 

Art. no. 

Art. no. 

Art. no. 

79.243.XXX

79.243.XXX

79.243.XXX

79.243.XXX

79.243.XXX

79.243.XXX

79.237.XXX

79.237.XXX

79.237.XXX

79.237.XXX

79.237.XXX

79.237.XXX

19.247.000

19.220.000

19.221.000

19.222.000

19.223.000

19.224.000

19.255.000

19.235.000

19.236.000

19.237.000

19.238.000

19.239.000

222.383.000

222.383.000

222.383.000

222.383.000

222.383.000

222.383.000

19.255.000

19.235.000

19.236.000

19.237.000

19.238.000

19.239.000

222.384.000

222.384.000

222.384.000

222.384.000

222.384.000

222.384.000

20.040.000

20.040.000

20.040.000

20.040.000

20.040.000

20.040.000

19.251.000

19.225.000

19.226.000

19.227.000

19.228.000

19.229.000

19.256.000

19.230.000

19.231.000

19.232.000

19.233.000

19.234.000

74.093.000

74.093.000

74.093.000

74.093.000

74.093.000

74.093.000

74.094.000

74.094.000

74.094.000

74.094.000

74.094.000

74.094.000

74.092.000

74.092.000

74.092.000

74.092.000

74.092.000

74.092.000

74.099.000

74.099.000

74.099.000

74.099.000

74.099.000

74.099.000

» For locking systems
see page 24

✓✓ 3. 4. 5. 6. 7.

» For suitable drawers
see following pages



Key Lock

Standard locking with central locking and cylinder locks.



Code Lock

Electronic locking system per number code.



Remote Lock

Electronic locking system with hand-held radio control.

Drawer storage walls 75/200

Lista Units

W  x **D** 

36 x 27 E


54 x 27 E

3. Drawers and pull-out shelves with safety catches



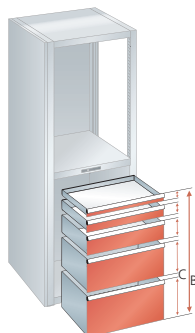
Drawers

Thanks to the diverse range of available drawer specifications, every wall system can be optimally configured for the items it will store. The 25 mm steps in the side frames match the different drawer front heights. This means that drawers with very different front heights can be built into the same wall shelving section in any sequence. The drawer walls are all equipped internally with a series of slots in Units (E) of 17 mm, which means each can be sub-divided as desired.



Tips for ordering

When selecting drawers, the clear height of the wall defines the maximum size. The sum of the drawer front heights (C) must match the clear height (B) (see diagram). For filling and loading up the drawers and drawer walls please follow the installation manual and the loading rules. Drawer load capacity applies to an evenly distributed load.





Colours

Fronts available in 12 standard colours and 12 additional colours (with surcharge). When ordering, please use the desired three-digit colour code (instead of XXX). Custom colours on request.



 For colour information see fold-out





H  mm	50*	75	
Usable height mm	32,5	57,5	
Side/back height mm	28,5	49	
 Load capacity 75	Art. no. 	Art. no. 	
Standard	72.042.XXX	72.043.XXX	
Safety catch on right	72.152.XXX	72.153.XXX	
Safety catch on right and left	72.262.XXX	72.263.XXX	
Double safety catch	72.372.XXX	72.373.XXX	
 Load capacity 200		Art. no. 	
Standard	-	72.044.XXX	
Safety catch on right	-	72.154.XXX	
Safety catch on right and left	-	72.264.XXX	
Double safety catch	-	72.374.XXX	
Lilo locking device	-	72.454.XXX	

* Drawers with 50 mm front height must be positioned at the top.

Pull-out shelves


For storage of heavy items and assemblies. Precision variable fitting heights of 25 : 25 mm in the side panels. Thanks to the metal slat insert panels, inventory items can be stored laid flat and pulled out using the handle. Specification: sheet steel. Colours: according to colour chart. Strips are made of shaped sheet steel sendzimir galvanised.

 Usable width mm	Usable depth mm	Min. installed height mm	Art. no. 	
75	612	459	75	79.219.XXX
200	612	459	75	79.223.XXX

Pull-out shelves with eyelets

With three fixing eyelets on each of the front and rear panels to allow attachment of large and irregularly shaped pieces. Equipped with Lilo locking devices (blocks the drawer in open or closed positions) on right, safety catch on left. Length of front handles: 170 mm.

 Usable width mm	Usable depth mm	Min. installed height mm	Art. no. 	
200	612	459	125	79.293.XXX

 For further special installations for mobile equipment, see order step 7 on pages 266/267

36 x 36 E

45 x 36 E


54 x 36 E

64 x 36 E

78 x 36 E



612 x 459 mm


100

82,5

76

125

107,5

76

150

132,5

126

200

182,5

176

250

232,5

226

300

282,5

276

Art. no.	Art. no.	Art. no.	Art. no.	Art. no.	Art. no.
72.045.XXX	72.047.XXX	72.049.XXX	72.051.XXX	72.053.XXX	72.055.XXX
72.155.XXX	72.157.XXX	72.159.XXX	72.161.XXX	72.163.XXX	72.165.XXX
72.265.XXX	72.267.XXX	72.269.XXX	72.271.XXX	72.273.XXX	72.275.XXX
72.375.XXX	72.377.XXX	72.379.XXX	72.381.XXX	72.383.XXX	72.385.XXX
Art. no.	Art. no.	Art. no.	Art. no.	Art. no.	Art. no.
72.046.XXX	72.048.XXX	72.050.XXX	72.052.XXX	72.054.XXX	72.056.XXX
72.156.XXX	72.158.XXX	72.160.XXX	72.162.XXX	72.164.XXX	72.166.XXX
72.266.XXX	72.268.XXX	72.270.XXX	72.272.XXX	72.274.XXX	72.276.XXX
72.376.XXX	72.378.XXX	72.380.XXX	72.382.XXX	72.384.XXX	72.386.XXX
72.455.XXX	72.456.XXX	72.457.XXX	72.458.XXX	72.459.XXX	72.460.XXX

Drawer
storage walls


@ Lista online

The entire Lista range offers countless solutions for your specific needs. Online Compendium 2, the Lista Configurer and Lista Script can be found here:

www.lista.com



✓ ✓ 3. 4. 5. 6. 7.

➤ For partition material and labelling system see page 706 ff

Drawer storage walls 75/200

Choice of shelves, drawers and pull-out shelves:



Other available widths:

36 E page 190 ff


Lista Units

W  **x** **D** 

36 x 27 E



54 x 27 E

3. Pull-out and adjustable shelves with accessories



Universal shelf, plain or slotted

The top and bottom shelves are fixed in position by nuts and bolts. Depending on the height, a central fixed stabilising shelf must be added. Includes screw fixtures. Choice of smooth or slotted construction. Slot division 15 mm for sub-division with partition walls. Construction material: Sheet steel. Colours: According to colour chart.

Usable width mm	Usable depth mm	Specification	Shelf thickness mm		Art. no. 	
970	552	plain	50	450	79.193.XXX	
970	552	slotted	50	250	79.199.XXX	



Nut holder

To fit the screwed frames in the units in which access to the side frames is blocked.
2 per shelf next to a partition. Specification: Sheet steel, galvanised.

Length mm	per piece	Art. no.	
55	1	16.997.000	

Adjustable shelf, plain or slotted

Are inserted between the partitions using shelf supports with welded strengthener.
Optional plain or slotted version. Slots 15 mm apart for subdivision with dividers.
Including 4 shelf supports each. Specification: Sheet steel. Colours: according to colour chart.

Usable width mm	Usable depth mm	Specification	Shelf thickness mm		Art. no. 	
970	548	plain	25	200	79.205.XXX	
970	548	slotted	25	200	79.211.XXX	

Partitions

To split up the 27 E deep slotted universal and adjustable shelves. Specification: Sheet steel.
Colour: light grey, RAL 7035.

Height mm	Depth mm	Art. no.	
95	525	123.716.000	
145	525	123.717.000	
195	525	123.718.000	

Adjustable shelf catch

Adjustable shelf catch (4 are required per adjustable shelf) as the safety catches for the adjustable shelves.
Specification: POM. Colour: Black.

Specification	per piece	Art. no.	
Adjustable shelf catch	1	13.058.000	



36 x 36 E

45 x 36 E

54 x 36 E


64 x 36 E

78 x 36 E

Drawer
storage walls


Shelf front cover strip

The shelf front cover strips are pushed into holders on each side. 2 plug bolts prevent the shelf from falling out accidentally. Specification: Sheet steel. Colours: according to colour chart. Side holder galvanised.

Usable width mm	Height	Art. no. 	
970	100	79.215.XXX	

Folding fronts

Can only be used with universal shelves. Fold 180 degrees downwards. Equipment: Double safety catch, labelling strip throughout, handle covers and self-adhesive labels. Colours: according to colour chart.

Usable width mm	Height mm	Min. installation height mm	Art. no. 	
970	150	125*	79.302.XXX	
970	200	175*	79.303.XXX	
970	250	225*	79.304.XXX	
970	300	275*	79.305.XXX	

* Min. opening from one universal shelf to another universal shelf.

Shelf side panel to folding front

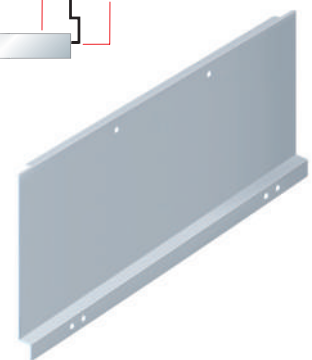
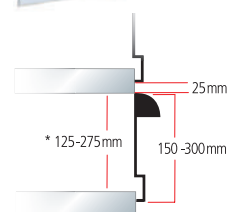
To close off the sides of intermediate spaces. The shelf side walls are screwed to the universal shelves. Specification: sheet steel. Colour: Light grey, RAL 7035.

Height mm	Depth mm	Art. no.	
150	464	79.317.000	
200	464	79.318.000	
250	464	79.319.000	

Intermediate fill-in strip

To close off intermediate spaces when shelves are placed next to each other at the same height. Including 2 holding bars. Cannot be inserted between side panels and shelves. Specification: Sheet steel. Colours: according to colour chart.

Width mm	Depth	Art. no. 	
49	444	79.189.XXX	



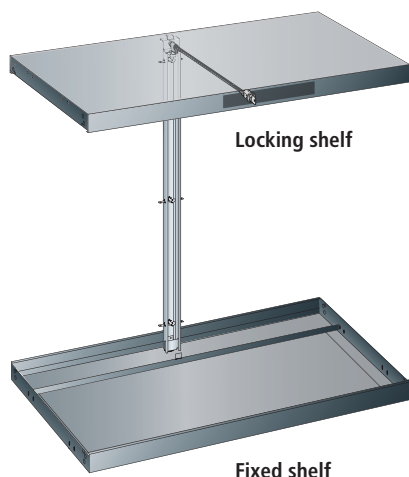
➤➤ For shelves for drawer installations see the following pages

3. Shelves for drawer installations with Key Lock, Code Lock or Remote Lock locking systems



Locking and fixed shelves

Locking and fixed shelves are screwed to the side frames at any position and are ready to accept the installation of drawer locking systems. Includes screw fixtures. Construction material: Sheet steel. Colours: According to colour chart.



Locks

The central locking system, which is built into the locking shelf, locks all the drawers below the shelf. Optional for the Key Lock (including individually locking cylinder or optionally without cylinder), Code Lock or Remote Lock.

Locking covering entire height possible on request.

Colours





Shelves available in 12 standard colours and 12 additional colours (with surcharge). When ordering, please use the desired three-digit colour code (instead of XXX). Custom colours on request.



For colour information
see fold-out


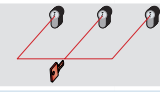



Locking and fixed shelves

	H  mm		700		800	
			For clear height mm		700	
Shelf thickness 50 mm	Usable width mm		Art. no. 		Art. no. 	
Locking shelf prepared for locking	970	200	79.245.XXX		79.245.XXX	
Fixed shelf prepared for locking	970	250	79.239.XXX		79.239.XXX	



Key Lock

Lock system including cylinder individually locking		19.245.000		19.246.000	
Lock system excluding cylinder simultaneous locking		19.253.000		19.254.000	
+ Cylinder 2C_ (number according to choice)		222.383.000		222.383.000	
For off-the-shelf cylinders with pre-defined numbers, see below*					
Lock system excluding cylinder master locking system		19.253.000		19.254.000	
+ Cylinder for master key system		222.384.000		222.384.000	
● Master key (registered system)		20.040.000		20.040.000	



Code Lock

Electronic lock per number code	19.249.000		19.250.000	
---------------------------------	------------	--	------------	--




Remote Lock

Electr. remote locking	19.248.000		19.252.000	
● Basic programming key	74.093.000		74.093.000	
● Mains connection 230/110/12 VDC CH/EU/GB	74.094.000		74.094.000	
○ Hand-held radio transmitter	74.092.000		74.092.000	
○ Extension unit 4-pole, 1850 mm long	74.099.000		74.099.000	

+ Please state the existing cylinder number when placing a repeat order ● Required for operation ○ State requirements/quantities

* Cylinder 2C with pre-defined number

 In stock	Art. no.
Cylinder 2C 1	222.377.000
Cylinder 2C 2	222.378.000
Cylinder 2C 3	222.379.000
Cylinder 2C 4	222.380.000
Cylinder 2C 5	222.381.000
Cylinder 2C 6	222.382.000

36 x 36 E

45 x 36 E

54 x 36 E

64 x 36 E

78 x 36 E

850

750

1000

900

1150

1050

1325


1225


1450


1350


1625


1525


Art. no. 

Art. no. 

Art. no. 

Art. no. 

Art. no. 

Art. no. 

79.245.XXX

79.245.XXX

79.245.XXX

79.245.XXX

79.245.XXX

79.245.XXX

79.239.XXX

79.239.XXX

79.239.XXX

79.239.XXX

79.239.XXX

79.239.XXX

19.247.000

19.220.000

19.221.000

19.222.000

19.223.000

19.224.000

19.255.000

19.235.000

19.236.000

19.237.000

19.238.000

19.239.000

222.383.000

222.383.000

222.383.000

222.383.000

222.383.000

222.383.000

19.255.000

19.235.000

19.236.000

19.237.000

19.238.000

19.239.000

222.384.000

222.384.000

222.384.000

222.384.000

222.384.000

222.384.000

20.040.000

20.040.000

20.040.000

20.040.000

20.040.000

20.040.000

19.251.000

19.225.000

19.226.000

19.227.000

19.228.000

19.229.000

19.256.000

19.230.000

19.231.000

19.232.000

19.233.000

19.234.000

74.093.000

74.093.000

74.093.000

74.093.000

74.093.000

74.093.000

74.094.000

74.094.000

74.094.000

74.094.000

74.094.000

74.094.000

74.092.000

74.092.000

74.092.000

74.092.000

74.092.000

74.092.000

74.099.000

74.099.000

74.099.000

74.099.000

74.099.000

74.099.000

» For locking systems
see page 24

✓ ✓ 3. 4. 5. 6. 7.

» For suitable drawers
see following pages



Key Lock

Standard locking with central locking and cylinder locks.



Code Lock

Electronic locking system per number code.



Remote Lock

Electronic locking system with hand-held radio control.

Drawer storage walls 75/200

Lista Units

W  x **D** 

36 x 27 E


54 x 27 E

3. Drawers and pull-out shelves with safety catches




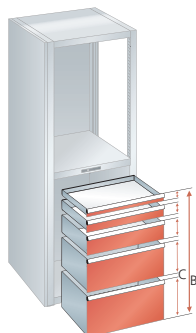
Drawers

Thanks to the diverse range of available drawer specifications, every wall system can be optimally configured for the items it will store. The 25 mm steps in the side frames match the different drawer front heights. This means that drawers with very different front heights can be built into the same wall shelving section in any sequence. The drawer walls are all equipped internally with a series of slots at a distance of an Units (E) of 17 mm, which means each can be sub-divided as wished.



Tips for ordering

When selecting drawers, the clear height of the wall defines the maximum size. The sum of the drawer front heights (C) must match the clear height (B) (see diagram). For filling and loading up the drawers and drawer walls please follow the installation manual and the loading rules. Drawer load capacity applies to an evenly distributed load.




Colours

Fronts available in 12 standard colours and 12 additional colours (with surcharge). When ordering, please use the desired three-digit colour code (instead of XXX). Custom colours on request.



 For colour information see fold-out





H  mm	50*	75	
Usable height mm	32,5	57,5	
Side/back height mm	28,5	49	
 Load capacity 75	Art. no. 	Art. no. 	
Standard	72.080.XXX	72.505.XXX	
Safety catch on right	72.190.XXX	72.524.XXX	
Safety catch on right and left	72.300.XXX	72.595.XXX	
Double safety catch	72.410.XXX	72.614.XXX	
 Load capacity 200		Art. no. 	
Standard	-	72.081.XXX	
Safety catch on right	-	72.191.XXX	
Safety catch on right and left	-	72.301.XXX	
Double safety catch	-	72.411.XXX	
Lilo locking device	-	72.475.XXX	

* Drawers with 50 mm front height must be positioned at the top.

Pull-out shelves

For storage of heavy items and assemblies. Precision variable fitting heights of 25 : 25 mm in the side panels. The inserted slats enable stored items to be stored and withdrawn flush with the handle. Specification: Sheet steel. Colours: according to colour chart. Strips are made of shaped sheet steel sendzimir galvanised.

	Usable width mm	Usable depth mm	Min. installed height mm	Art. no. 	
75	918	459	75	79.221.XXX	
200	918	459	75	79.225.XXX	

Pull-out shelves with eyelets

With three fixing eyelets on each of the front and rear panels to allow attachment of large and irregularly shaped pieces. Equipped with Lilo locking devices (locks the drawer in open or closed positions) on right, safety catch on left. Length of front handles: 170 mm.

	Usable width mm	Usable depth mm	Min. installed height mm	Art. no. 	
200	918	459	125	79.295.XXX	

 For further special installations for mobile equipment, see order step 7 on pages 266/267

36 x 36 E

45 x 36 E






54 x 36 E

64 x 36 E

78 x 36 E



918 x 459 mm


100

82,5

76

125

107,5

76

150

132,5

126

200

182,5

176

250

232,5

226

300

282,5

276

Art. no.

72.506.XXX

72.525.XXX

72.596.XXX

72.615.XXX

Art. no.

72.082.XXX

72.192.XXX

72.302.XXX

72.412.XXX

72.476.XXX

Art. no.

72.507.XXX

72.526.XXX

72.597.XXX

72.616.XXX

Art. no.

72.083.XXX

72.193.XXX

72.303.XXX

72.413.XXX

72.477.XXX

Art. no.

72.508.XXX

72.527.XXX

72.598.XXX

72.617.XXX

Art. no.

72.084.XXX

72.194.XXX

72.304.XXX

72.414.XXX

72.478.XXX

Art. no.

72.509.XXX

72.528.XXX

72.599.XXX

72.618.XXX

Art. no.

72.085.XXX

72.195.XXX

72.305.XXX

72.415.XXX

72.479.XXX

Art. no.

-

-

-

-

Art. no.

72.086.XXX

72.196.XXX

72.306.XXX

72.416.XXX

72.480.XXX

Art. no.

-

-

-

-

Art. no.

72.087.XXX

72.197.XXX

72.307.XXX

72.417.XXX

72.481.XXX



i Tip

Lista Script labels

For plastic boxes, clip-on label holders, drawer handles and cabinet labelling. A4 sheets for labelling or professional printing with the Lista Script labelling system. The software can be downloaded at

www.lista.com/script

@ Lista online

The entire Lista range offers countless solutions for your specific needs. Online Compendium 2, the Lista Configurer and Lista Script can be found here:

www.lista.com



➤➤ For partition material and labelling system see page 706 ff

Drawer storage walls 75/200

Lista Units

D 

27 E

36 E

1. Drawer storage walls Depth 36 E

10
Years
Guarantee



Colours

12 standard colours and 12 additional colours available (with surcharge). When ordering, please use the desired three-digit colour code (instead of XXX). Custom colours on request.



 For colour information
see fold-out

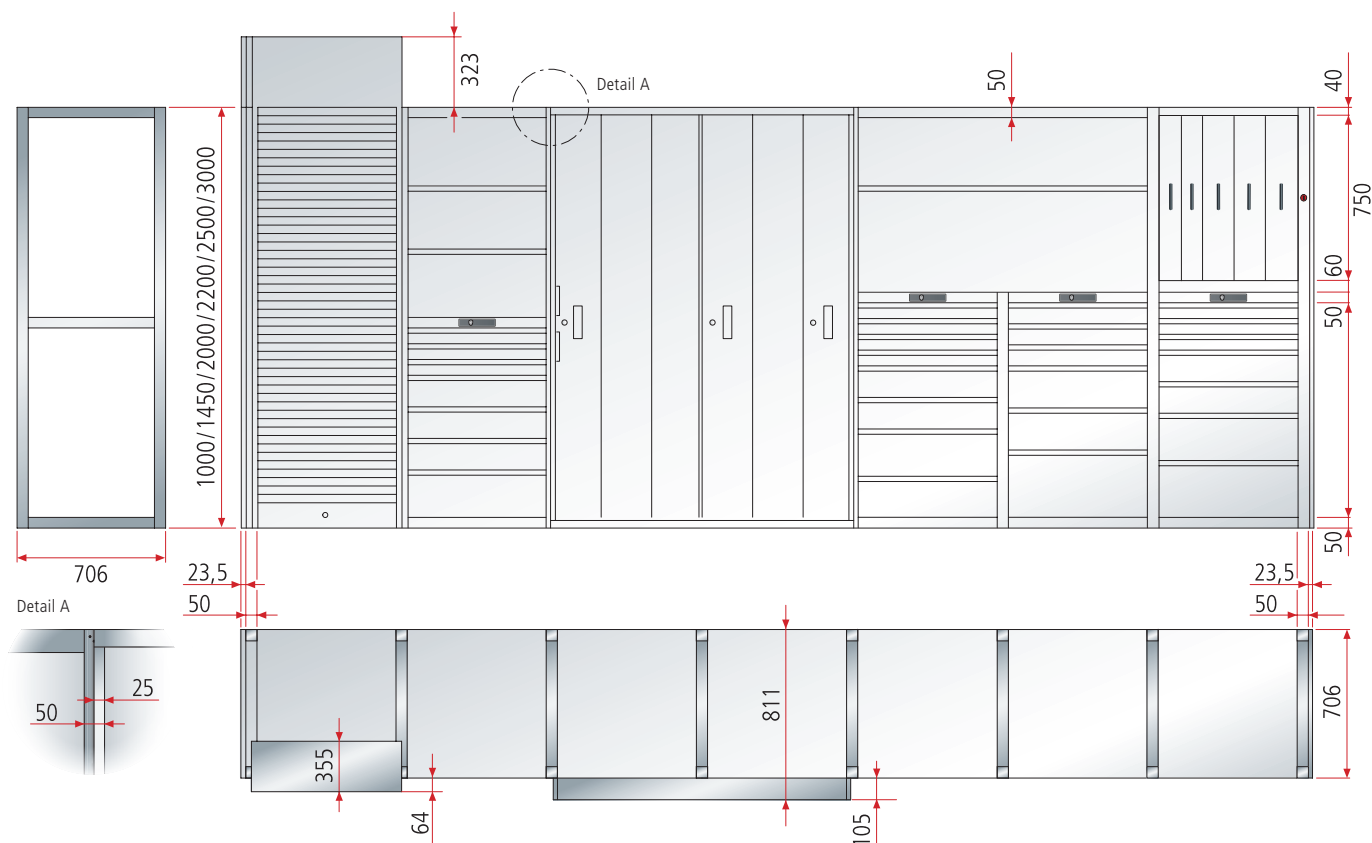
Depth 36 E

1 Side frames	page 206
2 Rear wall and diagonal brace	pages 208–210
3 Partition	page 210
4 Shelf side panel	page 211
5 Side panel cover	page 210
6 Universal shelves	pages 212, 222, 232, 242, 248
7 Adjustable shelves	pages 212, 222, 232, 242, 248
8 Divider	pages 212, 222, 232, 242, 248
9 Drawer	pages 216, 226, 236, 246, 252
10 Fixed and locking shelves	pages 214, 224, 234, 244, 250
11 Pull-out shelves	pages 216, 226, 236, 246, 252

12 Heavy-duty pull-outs	pages 217, 237
13 Side frames for vertical pull-outs	pages 218, 228, 238
14 Vertical pull-outs	pages 220, 230, 240
15 Shelves for vertical pull-outs	pages 219, 229, 239
16 Locks for vertical pull-outs	pages 218, 228, 238
17 Accessories for vertical pull-outs	pages 220, 230, 240
18 Roller shutters, hinged and sliding doors	page 256
19 Levelling plates	page 207
20 Anchoring set	page 207
■ Safety ladder	page 264
■ Accessories for mobile furnishings	page 267

Planning information

Dimensions



Drawer storage walls

Installed and usable depths

D 36 E	Actual dimensions	with hinged doors	with roller shutters	with sliding doors
Installed depth mm	706	756	770	811
Usable depths mm				
Universal shelves	705	705	705	705
Adjustable shelves	701	701	701	701
Pull-out shelves	612	612	612	612
Drawers	612	612	612	612
Vertical pull-out shelves	625	-	-	-
Heavy-duty pull-out shelves	614	614	614	614

Front-mounting variants

Front-mounting variants	Add-on side right						
Add-on side left	Hinged door	Sliding door	Roller shutter	Vertical pull-out ¹	Closing profile ²	Safety ladder	Safety rod
Hinged door	●	-	●	●	-	-	-
Sliding door	-	●	●	●	-	●	-
Roller shutter	●	●	●	●	-	-	-
Vertical pull-out ¹	-	-	-	●	-	●	-
Closing profile ²	-	-	-	●	●	●	●
Safety ladder	-	●	-	●	●	-	-
Safety bar	-	-	-	●	●	-	●

● possible - not possible

¹ Vertical pull-out with lock on right

² Closing profile is double-sided

Planning information

Dimensions and loading capacities



Diagonal brace arrangement

The load capacities are only valid if, from 6 shelving sections upwards, 2 shelving sections or at least every 5th shelving section has a rear wall, or every 3rd shelving section has a diagonal brace. From a shelf unit height of 2,200 mm an additional universal shelf is required as a mezzanine floor. In two-tier systems, diagonal braces or rear panels must be fitted in the lower tier in every 3rd shelving section.

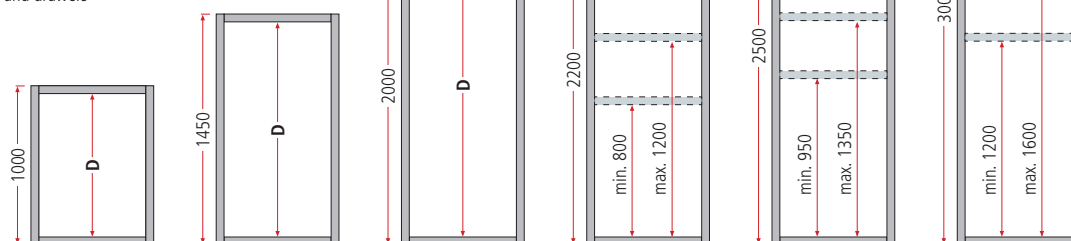
Anchoring rule

All drawer wall units must be anchored. 1 anchor is included per side frame. Exception: Double-sided drawer walls which are screwed to each other at the rear do not need to be anchored.


Note: When using only one mounting fixture per side frame, it must be attached on the rear side.



D = clear height = number of gaps between slots x 25 mm; slots every 25 mm in the side panels for installing shelves and drawers



Wall heights and loading capacities

H  mm	1000	1450	2000	2200	2500	3000
Clear height (D) mm	900	1350	1900	2050	2350	2850
for installation of vertical pull-outs in upper part of partial height	-	-	750	750	750	-
for installation of drawers lower part below vertical pull-out of partial height	-	-	1050	1250	1550	-
for installation of vertical pull-outs for total height	-	-	1900	2100	2400	-

Actual dimensions of front extensions

With hinged doors	1000	-	2000	2200	2500	-
With sliding doors	-	-	2000	2200	2500	-
With roller shutters	-	1773	2323	2523	2823	-

Load capacity per shelving section

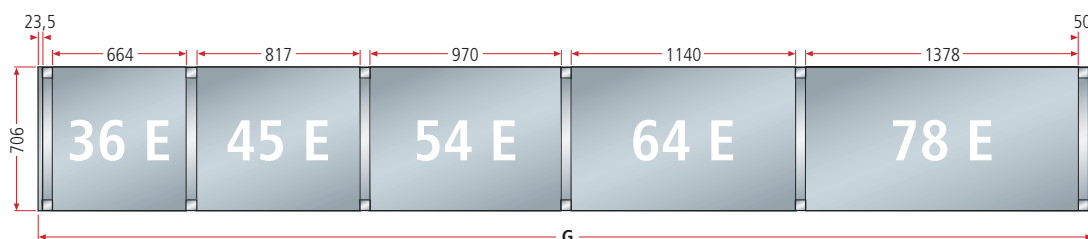
min. number universal shelves	2	2	2	3	3	3
min./max. installed height for the middle universal shelves from floor (mm)	-	-	-	900-1300	1050-1450	1300-1700
 per shelving section	5500 kg	5000 kg	4500 kg	5500 kg	5250 kg	5000 kg

Load capacity per shelving unit for installation of vertical pull-outs

 with 4 shelves for partial height	-	-	5500 kg	5500 kg	5250 kg	-
 with 2 shelves for full height	-	-	4500 kg	4500 kg	4250 kg	-



G = unit length (without side panels) = Total unit widths + Total side panels
 Unit length (with side panels) = Total unit widths + Total side panels + 47 mm



Shelf widths

W → Lista Units	36 E	45 E	54 E	64 E	78 E
Installed width mm	664	817	970	1140	1378
Side frame	50	50	50	50	50
Side panel cover	23,5	23,5	23,5	23,5	23,5
Vertical pull-out shelves	150-350	150-350	150-350	-	-
Usable widths mm					
Universal shelves	664	817	970	1140	1378
Adjustable shelves	664	817	970	1140	1378
Drawers	612	765	918	1088	1326
Pull-out shelves	612	765	918	1088	1326
Heavy-duty pull-out shelves	588	-	894	-	-

Drawer storage walls 75/200

Choice of heights:



Lista Units

D 

27 E



36 E

2. Side frame with accessories





Side frame

Side frame with two-sided 25 mm perforations, for insertion of runners or shelf supports. Front and rear pillars are welded into a solid frame with horizontal struts. The side panels can be equipped with screw-on closing profiles. With perforations on the back, for screwing to the wall using horizontal C-brackets. Including 1 floor anchor. Specification: Frame pillars including horizontal braces made of shaped pressed steel sheet. Colours: according to colour chart.

H 	mm	Clear height	Depth	Width	Art. no. 	
1000		900	706	50	79.100.XXX	
1450		1350	706	50	79.101.XXX	
2000		1900	706	50	79.102.XXX	
2200		2050	706	50	79.103.XXX	
2500		2350	706	50	79.104.XXX	
3000		2850	706	50	79.105.XXX	



Side panels including closing profiles

Sides with perforations on both sides 25 mm apart. Screw on closing profile for the insertion of drawers and pull-out shelves using single and double safety catches. Rear perforations for screwing frame pillars to a wall using horizontal C-brackets. Including 1 floor anchor. Specification: Frame pillars including horizontal braces made of shaped pressed steel sheet. Colours: according to colour chart.

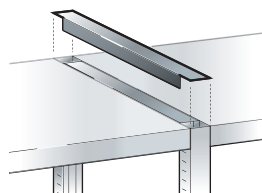
H 	mm	Clear height	Depth	Width	Art. no. 	
1000		900	723	50	79.112.XXX	
1450		1350	723	50	79.113.XXX	
2000		1900	723	50	79.114.XXX	
2200		2050	723	50	79.115.XXX	
2500		2350	723	50	79.000.XXX	
3000		2850	723	50	79.001.XXX	

Side panel above joined end-to-end

The end-to-end connection is needed if 2 side frames are screwed together, for heights above 3,000 mm or for later installation of a layer on top of an existing installation. Specification: Frame pillars including horizontal braces made of shaped pressed steel sheet. Colours: according to colour chart.

H 	mm	Clear height	Depth	Width	Art. no. 	
1000		900	706	50	79.363.XXX	
1450		1350	706	50	79.364.XXX	
2000		1900	706	50	79.365.XXX	

Attention: Adhere to the max. load capacity per shelving unit. Other heights on request.

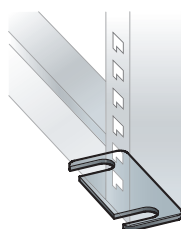


Frame pillar top covering

For covering the top of the side frames.

Specification: Sheet steel. Colours: according to colour chart.

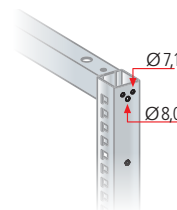
Width mm	Depth mm	Art. no.	
50	553	79.123.XXX	



Side frame end caps

For sealing the holes on the front of the side frames, available in two sizes. Construction material: PVC. Packaging unit 20 pieces.

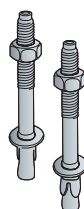
Specification	Ø mm	Art. no.	
Blue	7,1	79.659.000	
Grey	7,1	79.660.000	
Black	7,1	79.661.000	
Blue	8,0	79.662.000	
Grey	8,0	79.663.000	
Black	8,0	79.664.000	



Levelling plates

To adjust the height. Also enable precise alignment on uneven floors. Specification: PVC. Colour: Grey.

Width mm	Depth mm	Thickness mm	Art. no.	
60	134	1	17.140.000	
60	134	2	17.141.000	
60	134	4	17.142.000	



Floor anchoring


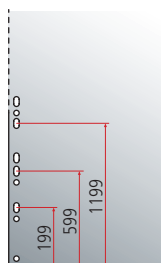
Drawer storage walls must be anchored (except for drawer walls which are screwed together back-to-back). 1 anchor is included per side frame.

Specification	Art. no.	
Floor anchor M10 / 130	112.991.000	



2. Stabilising elements


Rear panels



Rear panels

Rear cover for row of shelving units. Help to stabilise the shelving units lengthwise. Can be used for base and add-on units. Rear perforations for screwing rear panels to a wall using horizontal C-brackets. Including screw material Diagonal crossbars can be used instead of rear panels to stabilise the rear panels.

Specification: Sheet steel. Colours: according to colour chart. Joint cross-section: Anthracite grey, RAL 7016.

For shelving unit height mm	For width/Lista Units	For installed width mm	Number of parts/parts dimensions pieces/mm	Art. no. 	
1000	36 E	664	1 x 1000	79.125.XXX	
1000	45 E	817	1 x 1000	79.500.XXX	
1000	54 E	970	1 x 1000	79.131.XXX	
1000	64 E	1140	1 x 1000	79.137.XXX	
1000	78 E	1378	1 x 1000	79.143.XXX	
1450	36 E	664	1 x 1000, 1 x 450	79.126.XXX	
1450	45 E	817	1 x 1000, 1 x 450	79.501.XXX	
1450	54 E	970	1 x 1000, 1 x 450	79.132.XXX	
1450	64 E	1140	1 x 1000, 1 x 450	79.138.XXX	
1450	78 E	1378	1 x 1000, 1 x 450	79.144.XXX	
2000	36 E	664	2 x 1000	79.127.XXX	
2000	45 E	817	2 x 1000	79.502.XXX	
2000	54 E	970	2 x 1000	79.133.XXX	
2000	64 E	1140	2 x 1000	79.139.XXX	
2000	78 E	1378	2 x 1000	79.145.XXX	
2200	36 E	664	1 x 1000, 1 x 1200	79.128.XXX	
2200	45 E	817	1 x 1000, 1 x 1200	79.503.XXX	
2200	54 E	970	1 x 1000, 1 x 1200	79.134.XXX	
2200	64 E	1140	1 x 1000, 1 x 1200	79.140.XXX	
2200	78 E	1378	1 x 1000, 1 x 1200	79.146.XXX	
2500	36 E	664	2 x 1000, 1 x 500	79.129.XXX	
2500	45 E	817	2 x 1000, 1 x 500	79.504.XXX	
2500	54 E	970	2 x 1000, 1 x 500	79.135.XXX	
2500	64 E	1140	2 x 1000, 1 x 500	79.141.XXX	
2500	78 E	1378	2 x 1000, 1 x 500	79.147.XXX	
3000	36 E	664	3 x 1000	79.130.XXX	
3000	45 E	817	3 x 1000	79.505.XXX	
3000	54 E	970	3 x 1000	79.136.XXX	
3000	64 E	1140	3 x 1000	79.142.XXX	
3000	78 E	1378	3 x 1000	79.148.XXX	

Rear walls with 10 x 10 mm square holes and 38 mm divisions, available on request for holding keyhole hooks.

 For diagonal braces and walls, see the following page

@ Lista online

The entire Lista range offers countless solutions for your specific needs. Online Compendium 2, the Lista Configurer and Lista Script can be found here:


www.lista.com





Cover rails

Using cover rails, the rear panel overlaps and screw heads in free-standing shelf units can be covered neatly. Specification: Sheet steel. Colours: according to colour chart.

For shelving unit height mm	Width mm	Art. no. 	
1000	36	79.506.XXX	
1450	36	79.507.XXX	
2000	36	79.508.XXX	
2200	36	79.509.XXX	
2500	36	79.510.XXX	
3000	36	79.511.XXX	

PVC joint cross-sections

For layers being added later, or for shelving units above 3000 mm high.

For width/ Lista Units	For installed width mm	Art. no.	
36 E	644	13.264.000	
45 E	817	12.989.000	
54 E	970	13.378.000	
64 E	1140	13.271.000	
78 E	1378	13.278.000	



Drawer
storage walls



i Tip

Installed widths for drawers

Thanks to the intelligent Lista units system, the 36 x 36 E and the 78 x 36 E drawers can both be used in the same shelving unit area.



For shelves, drawers and pull-outs see order step 3.

2 Stabilising elements

Diagonal braces and panels



Diagonal braces


Used to stabilise shelving systems instead of rear panels. Including fixing material Specification: galvanised steel.

For width/ Lista Units	For installed width mm	For shelving unit height mm	Art. no.	
36 E	644	1000 - 3000	13.285.000	
45 E	817	1000 - 1225	12.175.000	
45 E	817	1250 - 3000	12.222.000	
54 E	970	1000 - 1225	13.394.000	
54 E	970	1250 - 3000	13.589.000	
64 E	1140	1000 - 1225	14.355.000	
64 E	1140	1250 - 1475	13.286.000	
64 E	1140	1500 - 3000	13.552.000	
78 E	1378	1000 - 1225	14.356.000	
78 E	1378	1250 - 1475	13.287.000	
78 E	1378	1750 - 3000	13.554.000	

Side panel covers

Side cover for row of shelving units. Inserted in the side frames using shelf supports (included).


Specification: Sheet steel. Colours: according to colour chart.

For shelving unit height mm	For frame depth mm	Width mm	Number of parts	Art. no. 	
1000	706	23,5	1	13.252.XXX	
1450	706	23,5	1	13.253.XXX	
2000	706	23,5	1	13.254.XXX	
2200	706	23,5	1	13.255.XXX	
2500	706	23,5	2	13.256.XXX	
3000	706	23,5	2	13.257.XXX	

End side walls with 10 x 10 mm square holes and 38 mm divisions, available on request for holding keyhole hooks.

Partitions


For retro-fitting by hanging on the side frames. Particularly used behind sliding doors, hinged doors and roller shutters to prevent theft. Can be fitted on the left or right. Specification: Sheet steel. Colours: according to colour chart.

For shelving unit height mm	For frame depth mm	Quantity of parts	Quantity of crossbars	Art. no. 	
1000	706	1	1	79.170.XXX	
1450	706	1	1	79.171.XXX	
2000	706	1	1	79.172.XXX	
2200	706	2	2	79.173.XXX	
2500	706	2	2	79.174.XXX	
3000	706	3	3	79.175.XXX	

Note: Also order nut support for shelf fixture.

Partition walls with square holes, 10 x 10 mm and 38 mm divisions, available on request for holding keyhole hooks.



 For shelves, drawers and pull-outs see order step 3.



Shelf side panels

Used to cover a side end where a fill-in strip cannot be used to close an intermediate space. They are inserted into the side panels. Specification: Sheet steel. Colour: Light grey, RAL 7035.

Height mm	Min clear shelf height mm	Depth mm	Art. no.	
150	200	659	79.182.000	
200	250	659	79.183.000	
250	300	659	79.184.000	



Drawer
storage walls

i Tip

Planning advice

Choosing the correct depth depends primarily on the intended use. When planning drawer walls first define the height, then the width.

Rule: If a high proportion of shelves is required, then ideally you should choose a depth of 27 E. If a high proportion of drawers is required, then ideally you should choose a depth of 36 E.



Drawer storage walls 75/200

Choice of shelves, drawers and pull-out shelves:



Other available widths:

45 E	page 222
54 E	page 232
64 E	page 242
78 E	page 248


Lista Units

W  **x** **D** 

36 x 27 E



54 x 27 E

3. Pull-out and adjustable shelves with accessories



Universal shelf, plain or slotted

The top and bottom shelves are fixed in position by nuts and bolts. Depending on the height, a central fixed stabilising shelf must be added. Includes screw fixtures. Choice of smooth or slotted construction. Slot division 15 mm for sub-division with partition walls. Construction material: Sheet steel. Colours: According to colour chart.

Usable width mm	Usable depth mm	Specification	Shelf thickness mm		Art. no. 	
664	705	plain	50	250	79.190.XXX	
664	705	slotted	50	250	79.196.XXX	



Nut holder

To fit shelves in the units in when access to the side frames is blocked.
2 per shelf. Specification: Sheet steel, galvanised.

Length mm	per piece	Art. no.	
55	1	16.997.000	

Adjustable shelf, plain or slotted

Are inserted between the partitions using shelf supports with welded strengthener.
Optional plain or slotted version. Slots 15 mm apart for subdivision using dividers.
Including 4 shelf supports each. Specification: Sheet steel. Colours: according to colour chart.

Usable width mm	Usable depth mm	Specification	Shelf thickness mm		Art. no. 	
664	701	plain	25	200	79.202.XXX	
664	701	slotted	25	200	79.208.XXX	

Partitions

To split up the 36 E deep slotted universal and adjustable shelves. Specification: Sheet steel.
Colour: Light grey, RAL 7035.

Height mm	Depth mm	Art. no.	
95	678	100.434.000	
145	678	100.435.000	
195	678	100.436.000	

Adjustable shelf catch

Adjustable safety catches for the adjustable shelves (4 are required per shelf). Specification: POM. Colour: Black.

Specification	per piece	Art. no.	
Adjustable shelf catch	1	13.058.000	


36 x 36 E

45 x 36 E

54 x 36 E

64 x 36 E

78 x 36 E

Drawer
storage walls

Shelf front cover strip

The shelf front cover strips are pushed into holders on each side. 2 plug bolts prevent the shelf falling out accidentally. Specification: Sheet steel. Colours: according to colour chart. Galvanised side holder.

Usable width mm	Height	Art. no.	
664	100	79.214.XXX	

Folding fronts

Can only be used with universal shelves. Fold 180 degrees downwards. Equipment: Double safety catch, labelling strip throughout, handle covers and self-adhesive labels. Colours: according to colour chart.

Usable width mm	Height mm	Min clear opening mm	Art. no.	
664	150	125*	79.298.XXX	
664	200	175*	79.299.XXX	
664	250	225*	79.300.XXX	
664	300	275*	79.301.XXX	

* Min. opening from one universal shelf to another universal shelf.

Shelf side panel to folding front

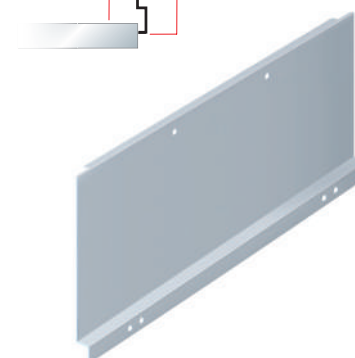
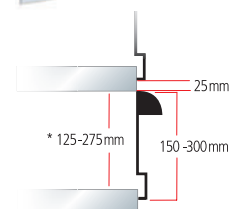
To close off the sides of intermediate spaces. The shelf side walls are screwed to the universal shelves. Specification: Sheet steel. Colour: Light grey, RAL 7035.

Height mm	Depth mm	Art. no.	
150	617	79.314.000	
200	617	79.315.000	
250	617	79.316.000	

Intermediate fill-in strip

To close off intermediate spaces when shelves are placed next to each other at the same height. Including 2 holding bars. Cannot be inserted between side panels and shelves. Specification: Sheet steel. Colours: according to colour chart.

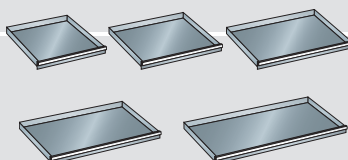
Width mm	Depth	Art. no.	
49	597	79.188.XXX	



i Tip

Choice of different widths

The inserts are available in five different widths. When planning shelving we recommend that you use a maximum of three different widths, wherever possible.



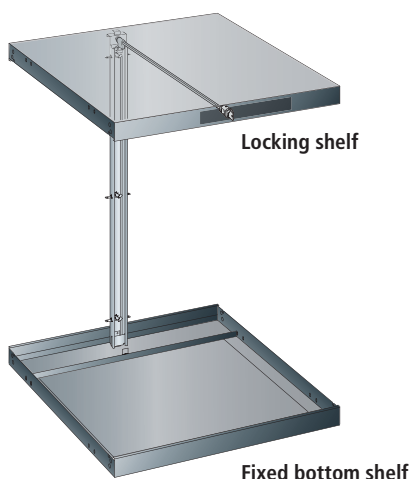
➤ For shelves and drawer installations see the following pages

3. Shelves for drawer installations with Key Lock, Code Lock or Remote locking systems



Locking and fixed shelves

Locking and fixed shelves are screwed to the side frames at any position and are ready to accept the installation of drawer locking systems. Includes screw fixtures. Construction material: Sheet steel. Colours: According to colour chart.



Locks

The central locking system, which is built into the locking shelf, locks all the drawers below the shelf. Optional for the Key Lock (including individually locking cylinder or optionally without cylinder), Code Lock or Remote Lock.

Locking covering entire height possible on request.





Colours

Shelves available in 12 standard colours and 12 additional colours (with surcharge). When ordering, please use the desired three-digit colour code (instead of XXX). Custom colours on request.




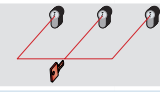
For colour information
see fold-out

Locking and fixed shelves


	H  mm	700	800	
	For clear height mm	600	700	
Shelf thickness 50 mm.	Usable width mm		Art. no. 	Art. no. 
Locking shelf prepared for locking	664	200	79.242.XXX	79.242.XXX
Fixed shelf prepared for locking	664	250	79.236.XXX	79.236.XXX



Key Lock

Locking system including cylinder individually locking		19.257.000	19.258.000	
Locking system excluding cylinder common locking		19.265.000	19.266.000	
+ Cylinder 2C____ (number according to choice)		222.383.000	222.383.000	

For off-the-shelf cylinders with pre-defined numbers, see below*

Locking system excluding cylinder master locking system		19.265.000	19.266.000	
+ Cylinder for master key system		222.384.000	222.384.000	
● Master key (registered system)		20.040.000	20.040.000	



Code Lock

Electronic lock per number code	19.261.000	19.262.000		
---------------------------------	------------	------------	--	--



Remote Lock


Electr. remote locking	19.260.000	19.264.000		
● Basic programming key	74.093.000	74.093.000		
● Mains connection 230/110 / 12 VDC CH/EU/GB	74.094.000	74.094.000		
○ Hand-held radio transmitter	74.092.000	74.092.000		
○ Extension unit 4-pole, 1,850 mm long	74.099.000	74.099.000		

+ Please state the existing cylinder number when placing a repeat order

● Required for operation

○ State requirements/quantities

* Cylinder 2C with pre-defined number

 In stock	Art. no.	
Cylinder 2C 1	222.377.000	
Cylinder 2C 2	222.378.000	
Cylinder 2C 3	222.379.000	
Cylinder 2C 4	222.380.000	
Cylinder 2C 5	222.381.000	
Cylinder 2C 6	222.382.000	



36 x 36 E
45 x 36 E
54 x 36 E
64 x 36 E
78 x 36 E
850

750

1000

900

1150

1050

1325


1225


1450


1350


1625


1525

Art. no. 

Art. no. 

Art. no. 

Art. no. 

Art. no. 

Art. no. 

79.242.XXX

79.242.XXX

79.242.XXX

79.242.XXX

79.242.XXX

79.242.XXX

79.236.XXX

79.236.XXX

79.236.XXX

79.236.XXX

79.236.XXX

79.236.XXX

19.259.000

19.200.000

19.201.000

19.202.000

19.203.000

19.204.000

19.267.000

19.215.000

19.216.000

19.217.000

19.218.000

19.219.000

222.383.000

222.383.000

222.383.000

222.383.000

222.383.000

222.383.000

19.267.000

19.215.000

19.216.000

19.217.000

19.218.000

19.219.000

222.384.000

222.384.000

222.384.000

222.384.000

222.384.000

222.384.000

20.040.000

20.040.000

20.040.000

20.040.000

20.040.000

20.040.000

19.263.000

19.205.000

19.206.000

19.207.000

19.208.000

19.209.000

19.268.000

19.210.000

19.211.000

19.212.000

19.213.000

19.214.000

74.093.000

74.093.000

74.093.000

74.093.000

74.093.000

74.093.000

74.094.000

74.094.000

74.094.000

74.094.000

74.094.000

74.094.000

74.092.000

74.092.000

74.092.000

74.092.000

74.092.000

74.092.000

74.099.000

74.099.000

74.099.000

74.099.000

74.099.000

74.099.000

» For locking systems
see page 24

✓ ✓ 3. 4. 5. 6. 7.

» For suitable drawers
see following pages



Key Lock

Standard locking with central locking and cylinder locks.



Code Lock

Electronic locking system per number code.



Remote Lock

Electronic locking system with hand-held radio control.

3. Drawers, pull-out shelves and heavy-duty pull-out shelves plus accessories




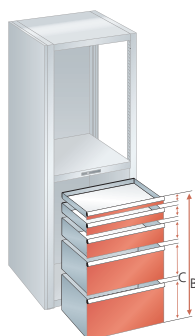
Drawers

Thanks to the diverse range of available drawer specifications, every wall system can be optimally configured for the items to be stored. The 25 mm steps in the side frames match the different drawer front heights. This means that drawers with very different front heights can be built into the same wall shelving section in any sequence. The interior of the drawer walls are all slotted (17 mm apart), which means that each drawer can be sub-divided with partitioning material.



Tips for ordering

When selecting drawers, the clear height of the wall defines the maximum size. The sum of the drawer front heights (C) must match the clear height (B) (see diagram). For filling and loading up the drawers and drawer walls please follow the installation manual and the loading rules. Drawer load capacity applies to an evenly distributed load.




Colours

Fronts available in 12 standard colours and 12 additional colours (with surcharge). When ordering, please use the desired three-digit colour code (instead of XXX). Custom colours on request.



 For colour information see fold-out





H  mm	50*	75	
Usable height mm	32,5	57,5	
Side/back height mm	28,5	49	
 Load capacity 75	Art. no. 	Art. no. 	
Standard	72.057.XXX	72.058.XXX	
Safety catch on the right	72.167.XXX	72.168.XXX	
Safety catch on right and left	72.277.XXX	72.278.XXX	
Double safety catch	72.387.XXX	72.388.XXX	
 Load capacity 200		Art. no. 	
Standard	-	72.059.XXX	
Safety catch on right	-	72.169.XXX	
Safety catch on right and left	-	72.279.XXX	
Double safety catch	-	72.389.XXX	
Lilo locking device	-	72.461.XXX	

* Drawers with 50 mm front height must be positioned at the top.

Pull-out shelves


For storage of heavy items and assemblies. Variable fitting heights of 25 by 25 mm in the side panels. The inserted slats enable stored items to be stored and withdrawn flush with the handle. Specification: Sheet steel. Colours: according to colour chart. Strips are made of sendzimir galvanised shaped sheet steel.

 Usable width mm	Usable depth mm	Min. installed height mm	Art. no. 	
75	612	612	75	79.218.XXX
200	612	612	75	79.222.XXX

Pull-out shelves with eyelets

With three fixing eyelets on each of the front and rear panels to allow attachment of large and irregularly shaped pieces. Equipped with Lilo locking devices (blocks the drawer in open or closed positions) on right, safety catch on left. Length of front handles: 170 mm.

 Usable width mm	Usable depth mm	Min. installed height mm	Art. no. 	
200	612	612	125	79.292.XXX

 For further special installations for mobile equipment, see order step 7 on pages 266/267



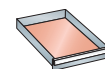
36 x 36 E

45 x 36 E



54 x 36 E

64 x 36 E

78 x 36 E



612 x 612 mm




	100	125	150	200	250	300
	82,5	107,5	132,5	182,5	232,5	282,5
	76	76	126	176	226	276
Art. no.						
72.060.XXX	72.062.XXX	72.064.XXX	72.066.XXX	72.068.XXX	72.070.XXX	
72.170.XXX	72.172.XXX	72.174.XXX	72.176.XXX	72.178.XXX	72.180.XXX	
72.280.XXX	72.282.XXX	72.284.XXX	72.286.XXX	72.288.XXX	72.290.XXX	
72.390.XXX	72.392.XXX	72.394.XXX	72.396.XXX	72.398.XXX	72.400.XXX	
Art. no.						
72.061.XXX	72.063.XXX	72.065.XXX	72.067.XXX	72.069.XXX	72.071.XXX	
72.171.XXX	72.173.XXX	72.175.XXX	72.177.XXX	72.179.XXX	72.181.XXX	
72.281.XXX	72.283.XXX	72.285.XXX	72.287.XXX	72.289.XXX	72.291.XXX	
72.391.XXX	72.393.XXX	72.395.XXX	72.397.XXX	72.399.XXX	72.401.XXX	
72.462.XXX	72.463.XXX	72.464.XXX	72.465.XXX	72.466.XXX	72.467.XXX	

Drawer
storage walls

Heavy-duty pull-out shelves

Heavy-duty pull-out shelves are mainly used in tool-making for storage of assemblies and tools. Even with a heavy load, the heavy-duty pull-out shelf is easy to use. With a welded construction and multiple pull-out frames running on ball-bearings. The runners can be built directly into the side panels of the drawer walls of sizes 36 x without any adjustments. Specification: Shaped steel sheet. Colour: Grey, NCS S 4502-R.

	Usable width mm	Usable depth mm	Height mm	Art. no.	
350	588	614	155	79.228.000	



Inserts and supports for heavy-duty pull-out shelves

Multiplex top: Can be inserted without screwing into the heavy-duty pull-out shelves. Made of steamed beech veneers, glued in multiple waterproof layers, rounded corners. Sanded, oiled and waxed surface. The top is splash-proof, dirt-repellent and largely proof against oil and grease.

Slat inserts: can be inserted without screwing into the heavy-duty pull-out shelves. Specification: Shaped sheet steel, sendzimir galvanised.

Ribbed mats: provide protection. To be placed on top of the wooden inserts or on the metal slat insert panels. Specification: includes self-adhesive strips. Colour: Black.

Specification	Usable width mm	Usable depth mm	Height mm	Quantity slats	Art. no.	
Multiplex top	588	614	50	-	12.514.000	
Slat inserts	588	614	54,5	4	12.519.000	
Ribbed mats	588	614	3	-	12.516.000	



For partition material and labelling system see page 706 ff

Drawer storage walls 75/200

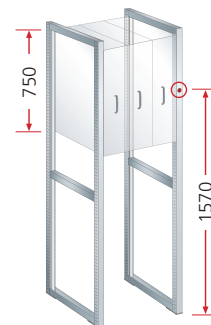
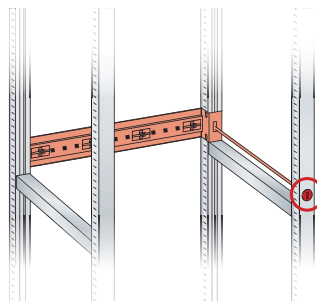
Lista Units

W  x **D** 

36 x 27 E

54 x 27 E

3. Side frame for vertical pull-out shelves with Key Lock system



Side frame

Side frame with two-sided perforations 25 mm apart, for insertion of runners or shelf supports. Front and rear pillars are welded into a solid frame with horizontal struts. Specification: frame pillars including horizontal braces made of shaped pressed steel sheet. Colours: according to colour chart.

Side frame

Width 50 mm

Depth 706 mm.

H 	mm
For clear height mm	2000
Height of position of lock mm	750 (partial height)

Art. no.	79.563.XXX
----------	------------

Side frame prepared for locking

79.563.XXX

Key Lock

Locking system **excluding** cylinder **individually locking**

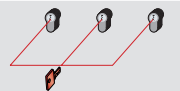


79.566.000

● Cylinder (random number)

222.376.000

Locking system **excluding** cylinder **common locking**



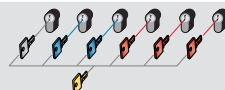
79.566.000

+ Cylinder 2C____ (number according to choice)

222.383.000

For off-the-shelf cylinders with pre-defined numbers, see below*

Locking system **excluding** cylinder **simultaneous locking**



79.566.000

+ Cylinder for master key system

222.384.000

● Master key (registered system)


20.040.000

+ Please state the existing cylinder number when placing a repeat order

● Required for operation

Locking system with single drawer locking

The single drawer locking guarantees that only one vertical drawer can be pulled out at a time. Together with the mandatory floor anchors, the single drawer locking system prevents a shelf unit section tipping over.

 For locking systems see page 24

i Tip


Vertical pull-outs pre-assembled

Lista is able to supply the side frames, head and base shelves and the vertical pull-out drawers on request to simplify the process of assembly into a ready-constructed unit.

Price for pre-assembly available on request (art. no. 79.329.000).



* Cylinder 2C with pre-defined number

 In stock	Art. no.
Cylinder 2C 1	222.377.000
Cylinder 2C 2	222.378.000
Cylinder 2C 3	222.379.000
Cylinder 2C 4	222.380.000
Cylinder 2C 5	222.381.000
Cylinder 2C 6	222.382.000



Colours

Side frames and shelves available in 12 standard colours and 12 additional colours (with surcharge). When ordering, please use the desired three-digit colour code (instead of XXX). Custom colours on request.

 For colour information see fold-out

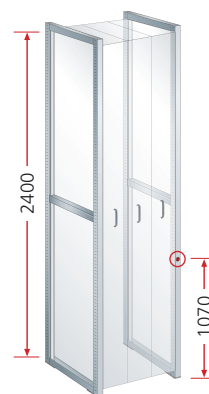
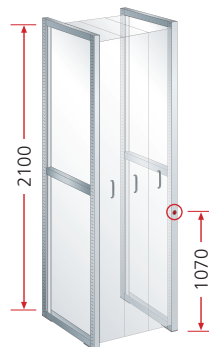
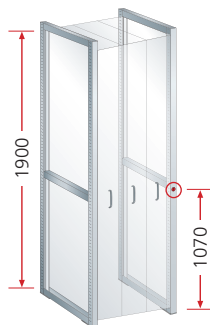
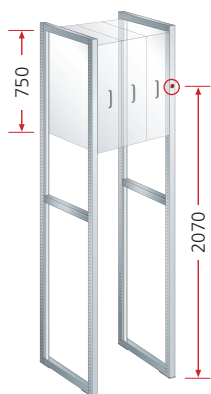
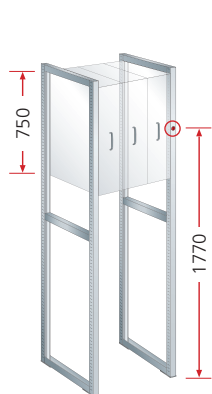
36 x 36 E

45 x 36 E

54 x 36 E

64 x 36 E

78 x 36 E



2200

2500

2000

2200

2500

750 (partial height)

750 (partial height)

1900

2100

2400

1770

2070

1070

1070

1070

Art. no.

Art. no.

Art. no.

Art. no.

Art. no.

79.564.XXX

79.565.XXX

79.560.XXX

79.561.XXX

79.562.XXX

79.566.000

79.566.000

79.566.000

79.566.000

79.566.000

222.376.000

222.376.000

222.376.000

222.376.000

222.376.000

79.566.000

79.566.000

79.566.000

79.566.000

79.566.000

222.383.000

222.383.000

222.383.000

222.383.000

222.383.000

79.566.000

79.566.000

79.566.000

79.566.000

79.566.000

222.384.000

222.384.000

222.384.000

222.384.000

222.384.000

20.040.000

20.040.000

20.040.000

20.040.000

20.040.000

Top and base shelves and mezzanine floor for vertical pull-out shelves

Top shelves: For the installation of either partial height or full height vertical pull-out shelves. **Base shelves:** For the installation of full height vertical pull-out shelves. **Mezzanine floors:** For the installation of partial height vertical pull-out shelves. All shelves with front and rear welded-on perforated rails, 25 mm apart for the installation of vertical pull-outs. The shelves and side frames are screwed together. Fitting material included. Specification: Sheet steel. Colours: according to colour chart.

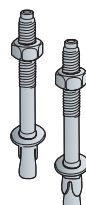
Specification	kg	Usable width mm	Usable depth mm	Shelf thickness mm	Art. no.
Top shelf	300	664	705	40	79.569.XXX
Base shelf	450*	664	705	60	79.572.XXX
Mezzanine floor	450	664	705	60	79.575.XXX

* The loading capacity of the pull-outs is transferred to the shelves.

Floor anchoring

Drawer storage walls must be anchored (except for drawer walls which are screwed together back-to-back). 1 anchor is included per side frame.

Specification	Art. no.
Floor anchor M10 / 130	112.991.000



» For levelling plates to adjust height see page 207



Drawer storage walls

3. Vertical pull-outs plus accessories



Vertical pull-out drawers

Fully extendable pull-out frame made from angle brackets with vertical perforated strips. 50 mm steps Front sheet with threaded perforated rails for sideways movement or for conversion to double-access storage. Specification: Sheet steel. Colour vertical frame: Grey, NCS S 4502-B. Front panel: according to colour chart


H 	Front height (clear height) mm						mm	750
							Usable height mm	576
							Usable depth mm	625
 Load capacity 200								
W 	Front width mm	Installed widths mm* (left/right)						 Art. no.
mm								
150	147	55 / 55	-	-	-	-	79.578.XXX	
175	172	55 / 80	-	-	-	-	79.579.XXX	
200	197	80 / 80	55 / 105	-	-	-	79.580.XXX	
220	217	90 / 90	65 / 115	-	-	-	79.581.XXX	
250	247	105 / 105	55 / 155	80 / 130	-	-	79.582.XXX	
300	297	130 / 130	55 / 205	80 / 180	105 / 155	-	79.583.XXX	
330	327	58 / 233	83 / 208	108 / 183	133 / 158	-	79.584.XXX	
350	347	155 / 155	55 / 255	80 / 230	105 / 205	130 / 180	79.585.XXX	

* Configuration options for the vertical pull-out drawers..

Note: When using keyhole hooks, the installed width is reduced by 10 mm for each one.


Adjustable shelves for one-sided fitting

The adjustable shelves are screwed directly onto the angle frame, and if necessary a rear panel and ribbed mats can be added. Including screw material. Specification: Sheet steel. Colour: Grey, NCS S 4502-R.


For widths from mm	Specification	Installation width mm	Usable width mm	Usable depth mm		Art. no.
200	Adjustable shelf	92	88	620	60	12.799.000
200	Rear panel	-	-	620	-	13.196.000
200	Ribbed mat	-	88	619	-	13.197.000
300	Adjustable shelf	167	163	620	60	12.800.000
300	Ribbed mat	-	163	619	-	13.200.000

Adjustable shelves for double-sided fitting

The adjustable shelves are screwed directly onto the angle frame, and if necessary rear panels and ribbed mats can be added. Includes screw fixtures. Construction material: Sheet steel. Colour: Grey, NCS S 4502-B.

For widths from mm	Specification	Installation width mm*	Usable width mm	Usable depth mm		Art. no.
150	Adjustable shelf	2 x 54	140	577	60	79.610.000
150	Ribbed mat	-	140	577	-	79.620.000
200	Adjustable shelf	2 x 79	190	577	60	79.612.000
200	Ribbed mat	-	190	577	-	79.622.000
250	Adjustable shelf	2 x 104	240	577	60	79.613.000
250	Ribbed mat	-	240	577	-	79.623.000
300	Adjustable shelf	2 x 129	290	577	60	79.614.000
300	Ribbed mat	-	290	577	-	79.624.000
350	Adjustable shelf	2 x 154	340	577	60	79.615.000
350	Ribbed mat	-	340	577	-	79.625.000

* Left/right

 For accessories for NC tool storage in vertical pull-outs see the Chapter "NC Storage and Transport Systems" on page 297

36 x 36 E
45 x 36 E
54 x 36 E
64 x 36 E
78 x 36 E

1900
2100
2400

1726

1926

2226

625

625

625



Art. no.

79.586.XXX
79.587.XXX
79.588.XXX
79.589.XXX
79.590.XXX
79.591.XXX
79.592.XXX
79.593.XXX


Art. no.

79.594.XXX
79.595.XXX
79.596.XXX
79.597.XXX
79.598.XXX
79.599.XXX
79.600.XXX
79.601.XXX


Art. no.

79.602.XXX
79.603.XXX
79.604.XXX
79.605.XXX
79.606.XXX
79.607.XXX
79.608.XXX
79.609.XXX


664

Examples for installation

Installed width mm **664**

Drawer widths x quantity

W → mm	Example 1	Example 2	Example 3	Example 4	Example 5	Example 6
150	2 x	3 x	2 x			
175			2 x			
200		1 x		2 x		
220						3 x
250				1 x		
300						
330					2 x	
350	1 x					

Storage shelves

Stable storage shelves with wood insert made of MDF to protect tools. Perforations spacing 12.5 mm. The storage shelves are half the length of the depth of the drawers. This means that in the same drawer e.g. one half can store long tools and the other half short tools stacked on top of each other.

Specification: Steel sheet with wooden insert.

Colour: Grey, NCS S 4502-B.


Tip: At least two locking brackets are needed to fix the storage shelf.



Locking bracket

To support the tools and storage shelf. The bars are inserted into the perforations in the crossbars. Specification: Galvanised round steel with a neoprene coating.



For widths from mm	Installation width mm	Nom. width mm	Us. depth mm	 kg	Art. no.	
150	53	35	310	100	12.986.000	
175	68	50	310	100	12.964.000	
200	93	75	310	100	12.965.000	
220	118	100	310	100	12.966.000	
250	143	125	310	100	12.967.000	
300	168	150	310	100	13.192.000	

Crossbar with neoprene profile

Moulded shape with perforations spaced at 12.5 mm, giving 49 positions to support the locking bars and storage shelves. The height of the crossbars can be adjusted in 50 mm increments.

Specification: Sheet steel. Colour: Grey, NCS S 4502-B. To protect the tools neoprene profiles can be inserted in the crossbar guides.

Specification	Width mm	Depth mm	Height mm	Art. no.
Crossbar	18	620	50	12.801.000
Neoprene profile	18	620	46	13.189.000

For widths from mm	Installation width mm	Quantity of units (E)	For max. Ø mm	Max. number*	Art. no.
150	49	2	15	8	12.962.000
175	61	3	27,5	6	12.963.000
175	69	4	40	4	12.853.000
200	82	5	52,5	4	12.854.000
200	94	6	65	3	12.855.000
220	107	7	77,5	3	12.856.000
220	119	8	90	2	12.857.000
250	132	9	102,5	2	12.858.000
250	144	10	115	2	12.859.000
300	157	11	127,5	2	12.190.000
300	169	12	140	1	12.191.000

* Per storage shelf



For further accessories see order step 4. on pages 254/255

Drawer storage walls 75/200

Choice of shelves, drawers and pull-out shelves:



Other available widths:

36 E	page 212
54 E	page 232
64 E	page 242
78 E	page 248


Lista Units

W  **x** **D** 

36 x 27 E



54 x 27 E

3. Pull-out and adjustable shelves with accessories



Universal shelf, plain or slotted

Joined by means of threaded joint to the side frame as the top and bottom end shelving and as mezzanine shelving. Includes screw fixtures. Choice of smooth or slotted construction. Slot division 15 mm for sub-division with partition walls. Construction material: Sheet steel. Colours: According to colour chart.

Usable width mm	Usable depth mm	Specification	Shelf thickness mm		Art. no. 	
817	705	plain	50	250	79.514.XXX	
817	705	slotted	50	250	79.515.XXX	



Nut holder

To fit the screwed shelves in the units in which access to the side frames is blocked. 2 per shelf next to a partition. Specification: Sheet steel, galvanised.

Length mm	per piece	Art. no.	
55	1	16.997.000	

Adjustable shelf, plain or slotted

Are inserted between the partitions using shelf supports with welded strengthener. A choice of plain or perforated finishes. Slots 15 mm apart for subdivision with dividers. Including 4 shelf supports each. Specification: Sheet steel. Colours: according to colour chart.

Usable width mm	Usable depth mm	Specification	Shelf thickness mm		Art. no. 	
817	701	plain	25	200	79.516.XXX	
817	701	slotted	25	200	79.517.XXX	

Partitions

To split up the deep slotted universal and adjustable shelves. Specification: Sheet steel. Colour: Light grey, RAL 7035.

Height mm	Depth mm	Art. no.	
95	678	100.434.000	
145	678	100.435.000	
195	678	100.436.000	

Adjustable shelf catch

Adjustable safety catches for the adjustable shelves (4 are required per shelf). Specification: POM. Colour: Black.

Specification	per piece	Art. no.	
Adjustable shelf catch	1	13.058.000	



36 x 36 E

45 x 36 E

54 x 36 E

64 x 36 E

78 x 36 E

Drawer
storage walls

Shelf front cover strip

The shelf front cover strips are pushed into holders on each side. 2 plug bolts prevent the shelf falling out accidentally. Specification: Sheet steel. Colours: according to colour chart. Galvanised side holder.

Usable width mm	Height	Art. no.	
817	100	79.518.XXX	

Folding fronts

Can only be used with universal shelves. Fold 180 degrees downwards. Equipment: Double safety catch, labelling strip throughout, handle covers and self-adhesive labels. Colours: according to colour chart.

Usable width mm	Height mm	Min clear opening mm	Art. no.	
817	150	125*	79.542.XXX	
817	200	175*	79.543.XXX	
817	250	225*	79.544.XXX	
817	300	275*	79.545.XXX	

* Min. opening from one universal shelf to another universal shelf.

Shelf side panel to folding front

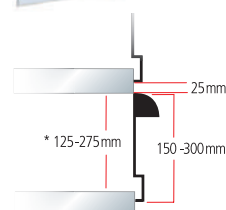
To close off the sides of intermediate spaces. The shelf side panels and universal shelves are screwed together. Specification: Sheet steel. Colour: Light grey, RAL 7035.

Height mm	Depth mm	Art. no.	
150	617	79.314.000	
200	617	79.315.000	
250	617	79.316.000	

Intermediate fill-in strip

To close off intermediate spaces when shelves are placed next to each other at the same height. Including 2 holding bars. Cannot be inserted between side panels and shelves. Specification: Sheet steel. Colours: according to colour chart.

Width mm	Depth	Art. no.	
49	597	79.188.XXX	



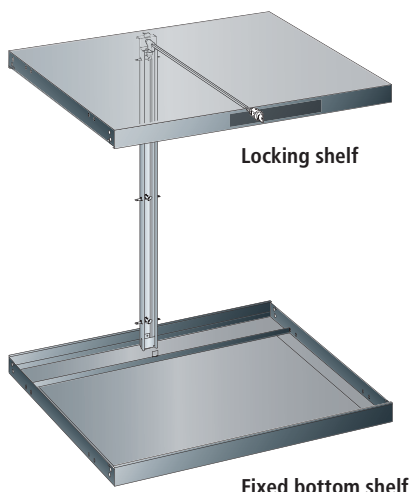
For shelves for drawer installations
see the following pages

3. Shelves for drawer installations with Key Lock, Code Lock or Remote Lock locking systems



Locking and fixed shelves

Locking and fixed shelves are screwed to the side frames at any position and are ready to accept the installation of drawer locking systems. Includes screw fixtures. Construction material: Sheet steel. Colours: According to colour chart.



Locks

The central locking system, which is built into the locking shelf, locks all the drawers below the shelf. Optional for the Key Lock (including individually locking cylinder or optionally without cylinder), Code Lock or Remote Lock.

Locking covering entire height possible on request.





Colours

Shelves available in 12 standard colours and 12 additional colours (with surcharge). When ordering, please use the desired three-digit colour code (instead of XXX). Custom colours on request.




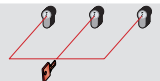
For colour information
see fold-out

Locking and fixed shelves


	H  mm		700		800	
	For clear height mm		600		700	
Shelf thickness 50 mm.	Usable width mm		Art. no. 		Art. no. 	
Locking shelf prepared for locking	817	200	79.550.XXX		79.550.XXX	
Fixed shelf prepared for locking	817	250	79.549.XXX		79.549.XXX	



Key Lock

Locking system including cylinder individually locking		19.257.000		19.258.000	
Locking system excluding cylinder common locking		19.265.000		19.266.000	
+ Cylinder 2C____ (number according to choice)		222.383.000		222.383.000	

For off-the-shelf cylinders with pre-defined numbers, see below*

Locking system excluding cylinder master locking system		19.265.000		19.266.000	
+ Cylinder for master key system		222.384.000		222.384.000	
● Master key (registered system)		20.040.000		20.040.000	



Code Lock

Electronic lock per number code	19.261.000		19.262.000	
---------------------------------	------------	--	------------	--



Remote Lock


Electr. remote locking	19.260.000		19.264.000	
● Basic programming key	74.093.000		74.093.000	
● Mains connection 230/110/12 VDC CH/EU/GB	74.094.000		74.094.000	
○ Hand-held radio transmitter	74.092.000		74.092.000	
○ Extension unit 4-pole, 1,850 mm long	74.099.000		74.099.000	

+ Please state the existing cylinder number when placing a repeat order

● Required for operation

○ State requirements/quantities

* Cylinder 2C with pre-defined number

 In stock	Art. no.	
Cylinder 2C 1	222.377.000	
Cylinder 2C 2	222.378.000	
Cylinder 2C 3	222.379.000	
Cylinder 2C 4	222.380.000	
Cylinder 2C 5	222.381.000	
Cylinder 2C 6	222.382.000	

36 x 36 E

45 x 36 E

54 x 36 E

64 x 36 E

78 x 36 E

850

750

1000

900

1150

1050

1325


1225


1450


1350


1625


1525


Art. no. 

Art. no. 

Art. no. 

Art. no. 

Art. no. 

Art. no. 

79.550.XXX

79.550.XXX

79.550.XXX

79.550.XXX

79.550.XXX

79.550.XXX

79.549.XXX

79.549.XXX

79.549.XXX

79.549.XXX

79.549.XXX

79.549.XXX

19.259.000

19.200.000

19.201.000

19.202.000

19.203.000

19.204.000

19.267.000

19.215.000

19.216.000

19.217.000

19.218.000

19.219.000

222.383.000

222.383.000

222.383.000

222.383.000

222.383.000

222.383.000

19.267.000

19.215.000

19.216.000

19.217.000

19.218.000

19.219.000

222.384.000

222.384.000

222.384.000

222.384.000

222.384.000

222.384.000

20.040.000

20.040.000

20.040.000

20.040.000

20.040.000

20.040.000

19.263.000

19.205.000

19.206.000

19.207.000

19.208.000

19.209.000

19.268.000

19.210.000

19.211.000

19.212.000

19.213.000

19.214.000

74.093.000

74.093.000

74.093.000

74.093.000

74.093.000

74.093.000

74.094.000

74.094.000

74.094.000

74.094.000

74.094.000

74.094.000

74.092.000

74.092.000

74.092.000

74.092.000

74.092.000

74.092.000

74.099.000

74.099.000

74.099.000

74.099.000

74.099.000

74.099.000

» For locking systems
see page 24

✓✓ 3. 4. 5. 6. 7.

» For suitable drawers
see following pages



Key Lock

Standard locking with central locking and cylinder locks.



Code Lock

Electronic locking system per number code.



Remote Lock

Electronic locking system with hand-held radio control.

Drawer storage walls 75/200

Lista Units

W  x **D** 

36 x 27 E


54 x 27 E

3. Drawers and pull-out shelves plus accessories





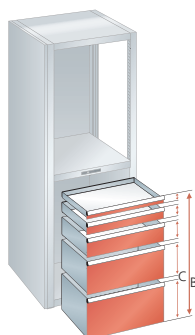
Drawers

Thanks to the diverse range of available drawer specifications, every wall system can be optimally configured for the items it will store. The 25 mm steps in the side frames match the different drawer front heights. This means that drawers with very different front heights can be built into the same wall shelving section in any sequence. The drawer walls are all equipped internally with a series of slots 17 mm apart, which means each drawer can be sub-divided.



Tips for ordering

When selecting drawers, the clear height of the wall defines the maximum size. The sum of the drawer front heights (C) must match the clear height (B) (see diagram). For filling and loading up the drawers and drawer walls please follow the installation manual and the loading rules. Drawer load capacity applies to an evenly distributed load.




Colours

Fronts available in 12 standard colours and 12 additional colours (with surcharge). When ordering, please use the desired three-digit colour code (instead of XXX). Custom colours on request.



 For colour information see fold-out





H  mm	50*	75		
Usable height mm	32,5	57,5		
Side/back height mm	28,5	49		
 Load capacity 75	Art. no. 	Art. no. 		
Standard	72.072.XXX	72.540.XXX		
Safety catch on right	72.182.XXX	72.519.XXX		
Safety catch on right and left	72.292.XXX	72.590.XXX		
Double safety catch	72.402.XXX	72.609.XXX		
 Load capacity 200		Art. no. 		
Standard	-	72.073.XXX		
Safety catch on right	-	72.183.XXX		
Safety catch on right and left	-	72.293.XXX		
Double safety catch	-	72.403.XXX		
Lilo locking device	-	72.468.XXX		

* Drawers with 50 mm front height must be positioned at the top.

Pull-out shelves

For storage of heavy items and assemblies. Variable fitting heights of 25 mm in the side panels. The inserted slats enable stored items to be stored and withdrawn flush with the handle. Specification: Sheet steel. Colours: according to colour chart. Strips are made of sendzimir galvanised shaped sheet steel.

 Usable width mm	Usable depth mm	Min. installed height mm	Art. no. 	
75	765	612	75	79.519.XXX
200	765	612	75	79.520.XXX

Pull-out shelves with eyelets

With three fixing eyelets on each of the front and rear panels to allow attachment of large and irregularly shaped pieces. Equipped with Lilo locking devices (blocks the drawer in open or closed positions) on right, safety catch on left. Length of front handles: 170 mm.

 Usable width mm	Usable depth mm	Min. installed height mm	Art. no. 	
200	765	612	125	79.616.XXX

 For further special installations for mobile equipment, see order step 7 on pages 266/267

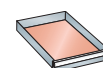
36 x 36 E

45 x 36 E



54 x 36 E

64 x 36 E

78 x 36 E



765 x 612 mm


100

82,5

76

125

107,5

76

150

132,5

126

200

182,5

176

250

232,5

226

300

282,5

276

Art. no.

72.541.XXX

72.520.XXX

72.591.XXX

72.610.XXX

Art. no.

72.074.XXX

72.184.XXX

72.294.XXX

72.404.XXX

72.469.XXX

Art. no.

72.542.XXX

72.521.XXX

72.592.XXX

72.611.XXX

Art. no.

72.075.XXX

72.185.XXX

72.295.XXX

72.405.XXX

72.470.XXX

Art. no.

72.543.XXX

72.522.XXX

72.593.XXX

72.612.XXX

Art. no.

72.076.XXX

72.186.XXX

72.296.XXX

72.406.XXX

72.471.XXX

Art. no.

72.544.XXX

72.523.XXX

72.594.XXX

72.613.XXX

Art. no.

72.077.XXX

72.187.XXX

72.297.XXX

72.407.XXX

72.472.XXX

Art. no.

-

-

-

-

Art. no.

72.078.XXX

72.188.XXX

72.298.XXX

72.408.XXX

72.473.XXX

Art. no.

-

-

-

-

Art. no.

72.079.XXX

72.189.XXX

72.299.XXX

72.409.XXX

72.474.XXX



@ Lista online

The entire Lista range offers countless solutions for your specific needs. Online Compendium 2, the Lista Configurer and Lista Script can be found here:

www.lista.com



✓ ✓ 3. 4. 5. 6. 7.

➤ For partition material and labelling system see page 706 ff

Drawer storage walls 75/200

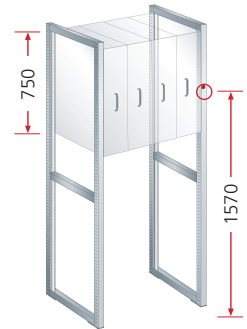
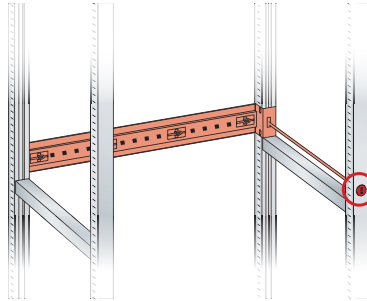
Lista Units

W  x **D** 

36 x 27 E

54 x 27 E

3. Side frame for vertical pull-out shelves with Key Lock system



Side frame


Side frame with two-sided perforations 25 mm apart, for insertion of runners or shelf supports. Front and rear pillars are welded into a solid frame with horizontal struts. Specification: frame pillars including horizontal braces made of shaped pressed steel sheet. Colours: according to colour chart.

Side frame

Width 50 mm

Depth 706 mm

H 	mm
For clear height mm	750 (partial height)
Height of position of lock mm	1570

Art. no. 

79.563.XXX

Side frame prepared for locking

Key Lock

Locking system **excluding** cylinder **individually locking**

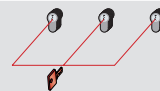


79.567.000

● Cylinder (random number)

222.376.000

Locking system **excluding** cylinder **common locking**



79.567.000

+ Cylinder 2C____ (number according to choice)

222.383.000

For off-the-shelf cylinders with pre-defined numbers, see below*

Locking system **excluding** cylinder **simultaneous locking**



79.567.000

+ Cylinder for master key system

222.384.000

● Master key (registered system)


20.040.000

+ Please state the existing cylinder number when placing a repeat order

● Required for operation

Locking system with single drawer locking

The single drawer locking guarantees that only one vertical drawer can be pulled out at a time. Together with the mandatory floor anchors, the single drawer locking system prevents a shelf unit section tipping over.

 For locking systems see page 24

i Tip


Vertical pull-outs pre-assembled

Lista is able to supply the side frames, head and base shelves and the vertical pull-out drawers on request to simplify the process of assembly into a ready-constructed unit.

Price for pre-assembly available on request (art. no. 79.329.000).



* Cylinder 2C with pre-defined number

 In stock	Art. no.	
Cylinder 2C 1	222.377.000	
Cylinder 2C 2	222.378.000	
Cylinder 2C 3	222.379.000	
Cylinder 2C 4	222.380.000	
Cylinder 2C 5	222.381.000	
Cylinder 2C 6	222.382.000	

Colours

Side frames and shelves available in 12 standard colours and 12 additional colours (with surcharge). When ordering, please use the desired three-digit colour code (instead of XXX). Custom colours on request.



 For colour information see fold-out

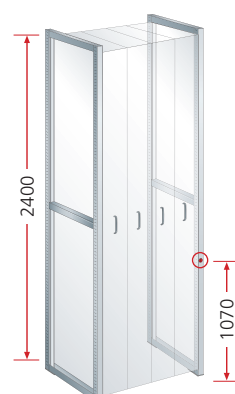
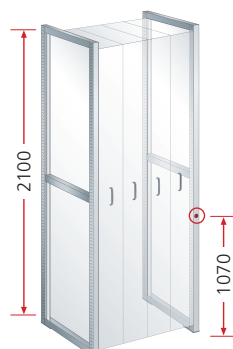
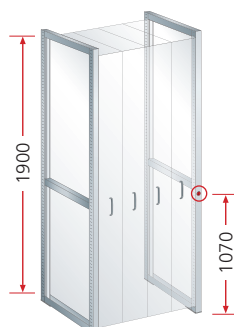
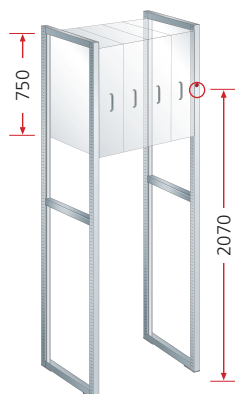
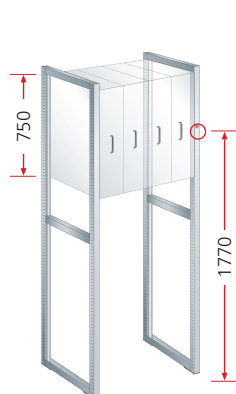
36 x 36 E

45 x 36 E

54 x 36 E

64 x 36 E

78 x 36 E



2200

2500

2000

2200

2500

750 (partial height)

750 (partial height)

1900

2100

2400

1770

2070

1070

1070

1070

Art. no.

Art. no.

Art. no.

Art. no.

Art. no.

79.564.XXX

79.565.XXX

79.560.XXX

79.561.XXX

79.562.XXX

79.567.000

79.567.000

79.567.000

79.567.000

79.567.000

222.376.000

222.376.000

222.376.000

222.376.000

222.376.000

79.567.000

79.567.000

79.567.000

79.567.000

79.567.000

222.383.000

222.383.000

222.383.000

222.383.000

222.383.000

79.567.000

79.567.000

79.567.000

79.567.000

79.567.000

222.384.000

222.384.000

222.384.000

222.384.000

222.384.000

20.040.000

20.040.000

20.040.000

20.040.000

20.040.000

Top and base shelves and mezzanine floor for vertical pull-out shelves

Top shelves: For the installation of either partial height or full height vertical pull-out shelves. **Base shelves:** For the installation of full height vertical pull-out shelves. **Mezzanine floors:** For the installation of partial height vertical pull-out shelves. All shelves with front and rear welded-on perforated rails, 25 mm apart for the installation of vertical pull-outs. The shelves and side frames are screwed together. Fitting material included. Specification: Sheet steel. Colours: according to colour chart.

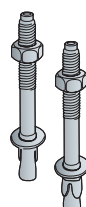
Specification	kg	Usable width mm	Usable depth mm	Shelf thickness mm	Art. no.
Top shelf	300	817	705	40	79.570.XXX
Base shelf	600*	817	705	60	79.573.XXX
Mezzanine floor	600	817	705	60	79.576.XXX

* The loading capacity of the pull-outs is transferred to the shelves.

Floor anchoring

Drawer storage walls must be anchored (except for drawer walls which are screwed together back-to-back). 1 anchor is included per side frame.

Specification	Art. no.
Floor anchor M10 / 130	112.991.000



» For levelling plates to adjust height see page 207

Drawer storage walls

Drawer storage walls 75/200



Lista Units

W  x **D** 

36 x 27 E

54 x 27 E





3. Vertical pull-outs plus accessories



Vertical pull-out drawers

Fully extendable pull-out frame construction made from angle brackets with vertical perforated strips. 50 mm steps Front sheet with threaded perforated rails for sideways movement or for conversion to double-access storage. Specification: Sheet steel. Colour vertical frame: Grey, NCS S 4502-B. Front panel: according to colour chart.




<div><div>H</div><div></div></div> Front height (clear height) mm		mm						750	
		Usable height mm						576	
		Usable depth mm						625	
<div><div></div>Load capacity 200</div>									
<div><div>W</div><div></div></div> mm	Front width mm	Installed widths mm* (left/right)						<div></div> Art. no.	
150	147	55 / 55	-	-	-	-	79.578.XXX		
175	172	55 / 80	-	-	-	-	79.579.XXX		
200	197	80 / 80	55 / 105	-	-	-	79.580.XXX		
220	217	90 / 90	65 / 115	-	-	-	79.581.XXX		
250	247	105 / 105	55 / 155	80 / 130	-	-	79.582.XXX		
300	297	130 / 130	55 / 205	80 / 180	105 / 155	-	79.583.XXX		
330	327	58 / 233	83 / 208	108 / 183	133 / 158	-	79.584.XXX		
350	347	155 / 155	55 / 255	80 / 230	105 / 205	130 / 180	79.585.XXX		

* Configuration options for the vertical pull-out drawers.

Note: When using keyhole hooks, the installed width is reduced by 10 mm for each one.


Adjustable shelves for one-sided fitting

The adjustable shelves are screwed directly onto the angle frame, and if necessary a rear panel and ribbed mats can be added. Including screw material Specification: Sheet steel. Colour: Grey, NCS S 4502-R.


For widths from mm	Specification	Installation width mm	Usable width mm	Usable depth mm		Art. no.	
200	Adjustable shelf	92	88	620	60	12.799.000	
200	Rear panel	-	-	620	-	13.196.000	
200	Ribbed mat	-	88	619	-	13.197.000	
300	Adjustable shelf	167	163	620	60	12.800.000	
300	Ribbed mat	-	163	619	-	13.200.000	

Adjustable shelves for double-sided fitting

The adjustable shelves are screwed directly onto the angle frame, and if necessary rear panels and ribbed mats can be added. Includes screw fixtures. Construction material: Sheet steel. Colour: Grey, NCS S 4502-B.

For widths from mm	Specification	Installation width mm*	Usable width mm	Usable depth mm		Art. no.	
150	Adjustable shelf	2 x 54	140	577	60	79.610.000	
150	Ribbed mat	-	140	577	-	79.620.000	
200	Adjustable shelf	2 x 79	190	577	60	79.612.000	
200	Ribbed mat	-	190	577	-	79.622.000	
250	Adjustable shelf	2 x 104	240	577	60	79.613.000	
250	Ribbed mat	-	240	577	-	79.623.000	
300	Adjustable shelf	2 x 129	290	577	60	79.614.000	
300	Ribbed mat	-	290	577	-	79.624.000	
350	Adjustable shelf	2 x 154	340	577	60	79.615.000	
350	Ribbed mat	-	340	577	-	79.625.000	

* Left/right

 For accessories for NC tool storage in vertical pull-outs see the Chapter "NC Storage and Transport Systems" on page 297

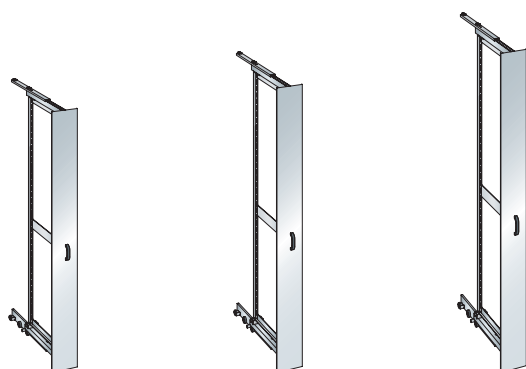
36 x 36 E

45 x 36 E

54 x 36 E

64 x 36 E

78 x 36 E



1900

2100

2400

1726

1926

2226

625

625

625



Art. no.

79.586.XXX



Art. no.

79.594.XXX



Art. no.

79.602.XXX

79.587.XXX

79.595.XXX

79.603.XXX

79.588.XXX

79.596.XXX

79.604.XXX

79.589.XXX

79.597.XXX

79.605.XXX

79.590.XXX

79.598.XXX

79.606.XXX

79.591.XXX

79.599.XXX

79.607.XXX

79.592.XXX

79.600.XXX

79.608.XXX

79.593.XXX

79.601.XXX

79.609.XXX



Examples for installation

Installed width mm 817

Drawer widths x quantity

W → mm	Example 1	Example 2	Example 3	Example 4	Example 5
150			4 x		3 x
175					2 x
200	1 x	1 x	1 x	4 x	
220					
250		1 x			
300	2 x				
330					
350		1 x			

Storage shelves

Stable storage shelves with wood insert made of MDF to protect tools. Perforations spacing 12.5 mm. The storage shelves are half the length of the depth of the drawers. This means that in the same drawer one half can store long tools and the other half short tools stacked on top of each other.

Specification: Steel sheet with wooden insert.

Colour: Grey, NCS S 4502-B.

Tip: At least two locking brackets are needed to fix the storage shelf.



Locking bracket

To support the tools and storage shelf. The bars are inserted into the perforations in the crossbars. Specification: Galvanised round steel with a neoprene coating.



For widths from mm	Installation width mm	Nom. width mm	Usable depth mm		Art. no.	
150	53	35	310	100	12.986.000	
175	68	50	310	100	12.964.000	
200	93	75	310	100	12.965.000	
220	118	100	310	100	12.966.000	
250	143	125	310	100	12.967.000	
300	168	150	310	100	13.192.000	

Crossbar with neoprene profile

Moulded shape with perforations spaced at 12.5 mm, giving 49 positions to support the locking bars and storage shelves. The height of the crossbars can be adjusted in 50 mm increments.

Specification: Sheet steel. Colour: Grey, NCS S 4502-B. To protect the tools neoprene profiles can be inserted in the crossbar guides.

Specification	Width mm	Depth mm	Height mm	Art. no.	
Crossbar	18	620	50	12.801.000	
Neoprene profile	18	620	46	13.189.000	

For widths from mm	Installation width mm	Quantity of units (E)	For max. Ø mm	Max. number*	Art. no.	
150	49	2	15	8	12.962.000	
175	61	3	27,5	6	12.963.000	
175	69	4	40	4	12.853.000	
200	82	5	52,5	4	12.854.000	
200	94	6	65	3	12.855.000	
220	107	7	77,5	3	12.856.000	
220	119	8	90	2	12.857.000	
250	132	9	102,5	2	12.858.000	
250	144	10	115	2	12.859.000	
300	157	11	127,5	2	12.190.000	
300	169	12	140	1	12.191.000	

* Per storage shelf



For further accessories see order step 4. on pages 254/255

Drawer storage walls 75/200

Choice of shelves, drawers and pull-out shelves:



Other available widths:

36 E	page 212
45 E	page 222
64 E	page 242
78 E	page 248


Lista Units

W  **x** **D** 

36 x 27 E



54 x 27 E

3. Pull-out and adjustable shelves with accessories



Universal shelf, plain or slotted

The top and bottom shelves are fixed in position by nuts and bolts. Depending on the height, a central fixed stabilising shelf must be added. Includes screw fixtures. Choice of smooth or slotted construction. Slot division 15 mm for sub-division with partition walls. Construction material: Sheet steel. Colours: According to colour chart.

Usable width mm	Usable depth mm	Specification	Shelf thickness mm		Art. no. 	
970	705	plain	50	250	79.192.XXX	
970	705	slotted	50	250	79.198.XXX	



Nut holder

To fit the screwed shelves into the units when access to the side frames is blocked. 2 per shelf. Specification: Galvanised sheet steel.

Length mm	per piece	Art. no.	
55	1	16.997.000	

Adjustable shelf, plain or slotted

Inserted between the pillars of the partitions using shelf supports with a welded-on strengthener. Plain or slotted version. Slots 15 mm apart for subdivision using dividers. Including 4 shelf supports each. Specification: Sheet steel. Colours: according to colour chart.

Usable width mm	Usable depth mm	Specification	Shelf thickness mm		Art. no. 	
970	701	plain	25	200	79.204.XXX	
970	701	slotted	25	200	79.210.XXX	

Partitions

To sub-divide the 36 E depth slotted universal and adjustable shelves. Specification: Sheet steel. Colour: Light grey, RAL 7035.

Height mm	Depth mm	Art. no.	
95	678	100.434.000	
145	678	100.435.000	
195	678	100.436.000	

Adjustable shelf catch

Safety catches for the adjustable shelves (4 are required per shelf). Specification: POM. Colour: Black.

Specification	per piece	Art. no.	
Adjustable shelf catch	1	13.058.000	



36 x 36 E

45 x 36 E

54 x 36 E

64 x 36 E

78 x 36 E

Drawer
storage walls

Shelf front cover strip

The shelf front cover strips are pushed into holders on each side. 2 plug bolts prevent the shelf falling out accidentally. Specification: Sheet steel. Colours: according to colour chart. Galvanised side holder.

Usable width mm	Height	Art. no.	
970	100	79.215.XXX	

Folding fronts

Can only be used with universal shelves. Fold 180 degrees downwards. Equipment: Double safety catch, labelling strip throughout, handle covers and self-adhesive labels. Colours: according to colour chart.

Usable width mm	Height mm	Min clear opening mm	Art. no.	
970	150	125*	79.302.XXX	
970	200	175*	79.303.XXX	
970	250	225*	79.304.XXX	
970	300	275*	79.305.XXX	

* Min. opening from one universal shelf to another universal shelf.

Shelf side panel to fold-down front

To close off the sides of intermediate spaces. The shelf side panels and universal shelves are screwed together. Specification: Sheet steel. Colour: Light grey, RAL 7035.

Height mm	Depth mm	Art. no.	
150	617	79.314.000	
200	617	79.315.000	
250	617	79.316.000	

Intermediate fill-in strip


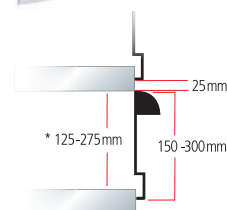
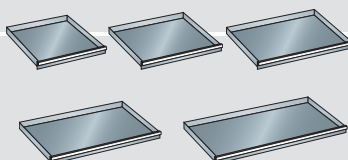
To close off intermediate spaces when shelves are placed next to each other at the same height. Including 2 holding bars. Cannot be inserted between side panels and shelves. Specification: Sheet steel. Colours: according to colour chart.

Width mm	Depth	Art. no.	
49	597	79.188.XXX	

i Tip

Choice of different widths

The inserts are available in five different widths. When planning shelving we recommend that you use a maximum of three different widths, wherever possible.



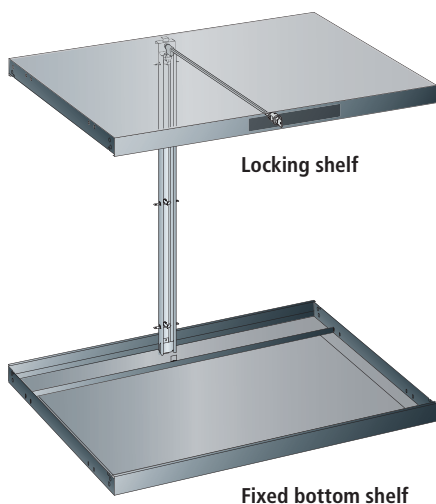
For shelves for drawer installations see the following pages

3. Shelves for drawer installations with Key Lock, Code Lock or Remote locking systems



Locking and fixed shelves

Locking and fixed shelves are screwed to the side frames at any position and are ready to accept the installation of drawer locking systems. Includes screw fixtures. Construction material: Sheet steel. Colours: According to colour chart.



Locks

The central locking system, which is built into the locking shelf, locks all the drawers below the shelf. Optional for the Key Lock (including individually locking cylinder or optionally without cylinder), Code Lock or Remote Lock.

Locking covering entire height possible on request.





Colours

Shelves available in 12 standard colours and 12 additional colours (with surcharge). When ordering, please use the desired three-digit colour code (instead of XXX). Custom colours on request.




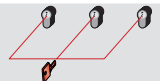

For colour information
see fold-out

Locking and fixed shelves

	H  mm		700		800	
			For clear height mm		700	
Shelf thickness 50 mm.	Usable width mm		Art. no. 		Art. no. 	
Locking shelf prepared for locking	970	200	79.244.XXX		79.244.XXX	
Fixed shelf prepared for locking	970	250	79.238.XXX		79.238.XXX	



Key Lock

Locking system including cylinder individually locking		19.257.000		19.258.000	
Locking system excluding cylinder common locking		19.265.000		19.266.000	
+ Cylinder 2C_ (number according to choice)		222.383.000		222.383.000	
For off-the-shelf cylinders with pre-defined numbers, see below*					
Locking system excluding cylinder master locking system		19.265.000		19.266.000	
+ Cylinder for master key system		222.384.000		222.384.000	
● Master key (registered system)		20.040.000		20.040.000	



Code Lock

Electronic lock per number code	19.261.000		19.262.000	
---------------------------------	------------	--	------------	--




Remote Lock

Electr. remote locking	19.260.000		19.264.000	
● Basic programming key	74.093.000		74.093.000	
● Mains connection 230/110 / 12 VDC CH/EU/GB	74.094.000		74.094.000	
○ Hand-held radio transmitter	74.092.000		74.092.000	
○ Extension unit 4-pole, 1,850 mm long	74.099.000		74.099.000	

+ Please state the existing cylinder number when placing a repeat order ● Required for operation ○ State requirements/quantities

* Cylinder 2C with pre-defined number

 In stock	Art. no.
Cylinder 2C 1	222.377.000
Cylinder 2C 2	222.378.000
Cylinder 2C 3	222.379.000
Cylinder 2C 4	222.380.000
Cylinder 2C 5	222.381.000
Cylinder 2C 6	222.382.000

36 x 36 E

45 x 36 E

54 x 36 E

64 x 36 E

78 x 36 E

850

750

1000

900

1150

1050

1325


1225


1450


1350


1625


1525


Art. no. 

Art. no. 

Art. no. 

Art. no. 

Art. no. 

Art. no. 

79.244.XXX

79.244.XXX

79.244.XXX

79.244.XXX

79.244.XXX

79.244.XXX

79.238.XXX

79.238.XXX

79.238.XXX

79.238.XXX

79.238.XXX

79.238.XXX

19.259.000

19.200.000

19.201.000

19.202.000

19.203.000

19.204.000

19.267.000

19.215.000

19.216.000

19.217.000

19.218.000

19.219.000

222.383.000

222.383.000

222.383.000

222.383.000

222.383.000

222.383.000

19.267.000

19.215.000

19.216.000

19.217.000

19.218.000

19.219.000

222.384.000

222.384.000

222.384.000

222.384.000

222.384.000

222.384.000

20.040.000

20.040.000

20.040.000

20.040.000

20.040.000

20.040.000

19.263.000

19.205.000

19.206.000

19.207.000

19.208.000

19.209.000

19.268.000

19.210.000

19.211.000

19.212.000

19.213.000

19.214.000

74.093.000

74.093.000

74.093.000

74.093.000

74.093.000

74.093.000

74.094.000

74.094.000

74.094.000

74.094.000

74.094.000

74.094.000

74.092.000

74.092.000

74.092.000

74.092.000

74.092.000

74.092.000

74.099.000

74.099.000

74.099.000

74.099.000

74.099.000

74.099.000

» For locking systems
see page 24

✓✓ 3. 4. 5. 6. 7.

» For suitable drawers
see following pages



Key Lock

Standard locking with central locking and cylinder locks.



Code Lock

Electronic locking system per number code.



Remote Lock


Electronic locking system with hand-held radio control.

3. Drawers, pull-out shelves and heavy-duty pull-out shelves plus accessories



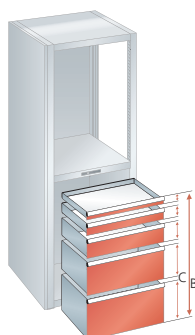
Drawers

Due to the diverse range of available drawer specifications, every wall system can be optimally configured for the items it will store. The 25 mm steps in the side frames match the different drawer front heights. This means that drawers with different front heights can be built into the same wall shelving section in any sequence. The drawer walls are all equipped internally with a series of slots (17 mm apart), which means each can be sub-divided as required.



Tips for ordering

When selecting drawers, the clear height of the wall defines the maximum size. The sum of the drawer front heights (C) must match the clear height (B) (see diagram). For filling and loading up the drawers and drawer walls please follow the installation manual and the loading rules. Drawer load capacity applies to an evenly distributed load.




Colours

Fronts available in 12 standard colours and 12 additional colours (with surcharge). When ordering, please use the desired three-digit colour code (instead of XXX). Custom colours on request.



 For colour information see fold-out





H  mm	50*	75	
Usable height mm	32,5	57,5	
Side/back height mm	28,5	49	
 Load capacity 75	Art. no. 	Art. no. 	
Standard	72.088.XXX	72.510.XXX	
Safety catch on right	72.198.XXX	72.529.XXX	
Safety catch on right and left	72.308.XXX	72.600.XXX	
Double safety catch	72.418.XXX	72.619.XXX	
 Load capacity 200		Art. no. 	
Standard	-	72.089.XXX	
Safety catch on right	-	72.199.XXX	
Safety catch on right and left	-	72.309.XXX	
Double safety catch	-	72.419.XXX	
Lilo locking device	-	72.482.XXX	

* Drawers with 50 mm front height must be positioned at the top.



Pull-out shelves


For storage of heavy items and assemblies. Variable fitting heights in increments 25 mm. The inserted slats enable stored items to be stored and withdrawn flush with the handle. Specification: Sheet steel. Colours: according to colour chart. Slats are made of sendzimir galvanised shaped sheet steel.

 Usable width mm	Usable depth mm	Min. installed height mm	Art. no. 	
75	918	612	75	79.220.XXX
200	918	612	75	79.224.XXX

Pull-out shelves with eyelets

With three fixing eyelets on each of the front and rear panels to allow attachment of large and irregularly shaped pieces. Equipped with Lilo locking devices (blocks the drawer in open or closed positions) and safety catch. Length of front handles: 170 mm.

 Usable width mm	Usable depth mm	Min. installed height mm	Art. no. 	
200	918	612	125	79.294.XXX

 For further special installations for mobile equipment, see order step 7 on pages 266/267



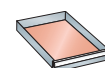
36 x 36 E

45 x 36 E



54 x 36 E

64 x 36 E

78 x 36 E



918 x 612 mm



100

82,5

76

125

107,5

76

150

132,5

126

200

182,5

176

250

232,5

226

300

282,5

276

Art. no.

72.511.XXX

72.530.XXX

72.601.XXX

72.620.XXX

Art. no.

72.090.XXX

72.200.XXX

72.310.XXX

72.420.XXX

72.483.XXX

Art. no.

72.512.XXX

72.531.XXX

72.602.XXX

72.621.XXX

Art. no.

72.091.XXX

72.201.XXX

72.311.XXX

72.421.XXX

72.484.XXX

Art. no.

72.513.XXX

72.532.XXX

72.603.XXX

72.622.XXX

Art. no.

72.092.XXX

72.202.XXX

72.312.XXX

72.422.XXX

72.485.XXX

Art. no.

72.514.XXX

72.533.XXX

72.604.XXX

72.623.XXX

Art. no.

72.093.XXX

72.203.XXX

72.313.XXX

72.423.XXX

72.486.XXX

Art. no.

-

-

-

-

Art. no.

72.094.XXX

72.204.XXX

72.314.XXX

72.424.XXX

72.487.XXX

Art. no.

-

-

-

-

Art. no.

72.095.XXX

72.205.XXX

72.315.XXX

72.425.XXX

72.488.XXX

Heavy-duty pull-outs

Heavy-duty pull-outs are mainly used in machine tool production for storage of assemblies and tools. Even with a heavy load, the heavy-duty pull-out is easy to use. With a welded construction and pull-out frames running on multiple ball-bearings.

The runners can be built directly into the side panels of the drawer walls of sizes 54 x 36 E without any adjustments. Specification: Shaped steel sheet. Colour: Grey, NCS S 4502-R.

kg	Usable width mm	Usable depth mm	Height mm	Art. no.	
350	894	614	155	79.229.000	

Inserts and supports for heavy-duty pull-out shelves

Multiplex top: Can be inserted without screwing into the heavy-duty pull-out shelves. Made of steamed beech veneers, glued in multiple waterproof layers, rounded corners. Sanded, oiled and waxed surface. The top is splash-proof, dirt-repellent and largely proof against oil and grease.

Slat inserts: can be inserted without screwing into the heavy-duty pull-out shelves.

Specification: Sendzimir galvanised shaped sheet steel.

Ribbed mats: provide protection. To be placed on top of the wooden inserts or on the metal slat insert panels.

Specification: includes self-adhesive strips. Colour: Black.

Specification	Usable width mm	Usable depth mm	Height mm	Quantity slats	Art. no.	
Multiplex top	894	614	50	-	12.515.000	
Slat inserts	894	614	54,5	4	12.520.000	
Ribbed mats	894	614	3	-	12.517.000	



For partition material and labelling system see page 706 ff

3. Side frame for vertical pull-out shelves with Key Lock system




Side frame

Side frame with perforations 25 mm apart on both sides, for insertion of runners or shelf supports. Front and rear pillars are welded into a solid frame with horizontal struts. Specification: frame pillars including horizontal braces made of shaped pressed steel sheet. Colours: according to colour chart.



Locking system with single drawer locking

The single drawer locking guarantees that only one vertical drawer can be pulled out at a time. Together with the mandatory floor anchors, the single drawer locking system prevents a shelf unit section tipping over.

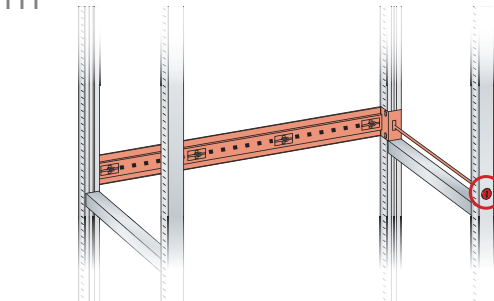
 For locking systems see page 24

i Tip

Vertical pull-outs pre-assembled

Lista is able to supply the side frames, head and base shelves and the vertical pull-out drawers on request to simplify the process of assembly into a ready-constructed unit.

Price for pre-assembly available on request (art. no. **79.329.000**).

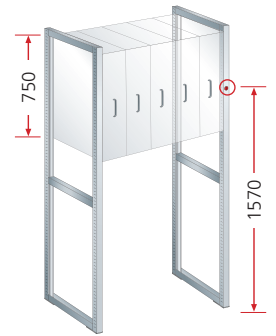


Side frame

Width 50 mm

Depth 706 mm.

H 	mm
For clear height mm	750
Height of position of lock mm	1570



Side frame prepared for locking

Key Lock

Locking system **excluding** cylinder **individual locking**

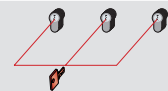


79.568.000

● Cylinder (random number)

222.376.000

Locking system **excluding** cylinder **common locking**



79.568.000

+ Cylinder 2C____ (number according to choice)

222.383.000

For off-the-shelf cylinders with pre-defined numbers, see below*

Locking system **excluding** cylinder **simultaneous locking**



79.568.000

+ Cylinder for master key system

222.384.000

● Master key (registered system)

20.040.000

+ Please state the existing cylinder number when placing a repeat order

● Required for operation

* Cylinder 2C with pre-defined number

In stock

	Art. no.
Cylinder 2C 1	222.377.000
Cylinder 2C 2	222.378.000
Cylinder 2C 3	222.379.000
Cylinder 2C 4	222.380.000
Cylinder 2C 5	222.381.000
Cylinder 2C 6	222.382.000

Colours

Side frames and shelves available in 12 standard colours and 12 additional colours (with surcharge). When ordering, please use the desired three-digit colour code (instead of XXX). Custom colours on request.



 For colour information see fold-out

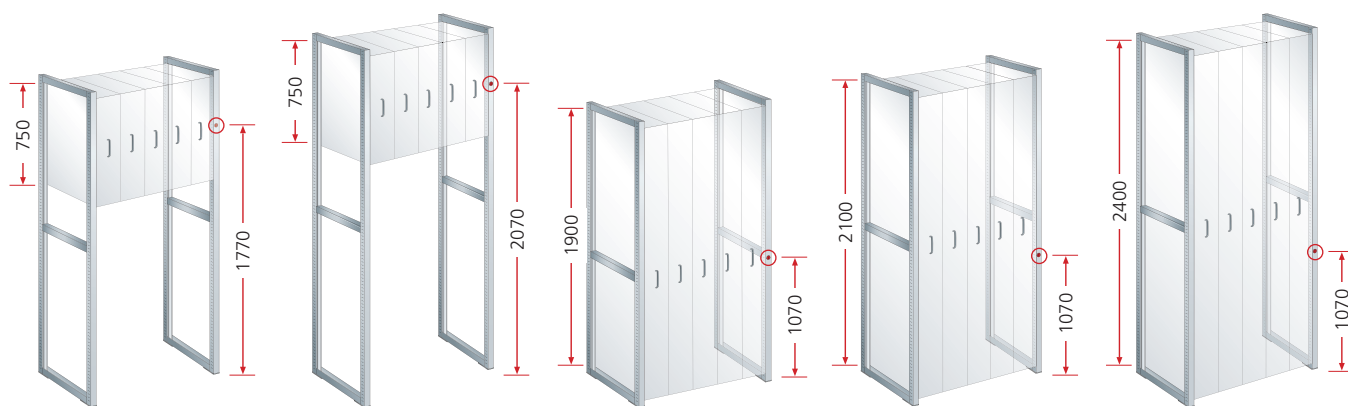
36 x 36 E

45 x 36 E

54 x 36 E

64 x 36 E

78 x 36 E



2200

2500

2000

2200

2500

750 (partial height)

750 (partial height)

1900

2100

2400

1770

2070

1070

1070

1070

Art. no.

Art. no.

Art. no.

Art. no.

Art. no.

79.564.XXX

79.565.XXX

79.560.XXX

79.561.XXX

79.562.XXX

79.568.000

79.568.000

79.568.000

79.568.000

79.568.000

222.376.000

222.376.000

222.376.000

222.376.000

222.376.000

79.568.000

79.568.000

79.568.000

79.568.000

79.568.000

222.383.000

222.383.000

222.383.000

222.383.000

222.383.000

79.568.000

79.568.000

79.568.000

79.568.000

79.568.000

222.384.000

222.384.000

222.384.000

222.384.000

222.384.000

20.040.000

20.040.000

20.040.000

20.040.000

20.040.000

Top and base shelves and mezzanine floor for vertical pull-out shelves

Top shelves: For the installation of either partial height or full height vertical pull-out shelves. **Base shelves:** For the installation of full height vertical pull-out shelves. **Mezzanine floors:** For the installation of partial height vertical pull-out shelves. All shelves with front and rear welded-on perforated rails, 25 mm apart for the installation of vertical pull-outs. The shelves and side frames are screwed together. Fitting material included. Specification: Sheet steel. Colours: according to colour chart.

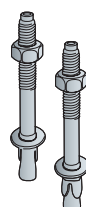
Specification		Usable width mm	Usable depth mm	Shelf thickness mm	Art. no.
Top shelf	300	970	705	40	79.571.XXX
Base shelf	600*	970	705	60	79.574.XXX
Mezzanine floor	600	970	705	60	79.577.XXX

* The loading capacity of the pull-outs is transferred to the shelves.

Floor anchoring

Drawer storage walls must be anchored (except for drawer walls which are screwed together back-to-back). 1 anchor is included per side frame.

Specification	Art. no.
Floor anchor M10 / 130	112.991.000



» For levelling plates to adjust height see page 207

Drawer storage walls

Drawer storage walls 75/200

Lista Units

W  x **D** 

36 x 27 E



54 x 27 E

3. Vertical pull-outs plus accessories



Vertical pull-out drawers

Fully extendable pull-out frame made from angle brackets with vertical rows of perforations. 50 mm subdivisions Front sheet with threaded perforated rails for sideways movement or for conversion to double-access storage. Specification: Sheet steel. Colour vertical frame: Grey, NCS S 4502-B. Front panel: according to colour chart.


H 	Front height (clear height) mm		mm				750	
			Usable height mm				576	
		Load capacity 200		Usable depth mm				625
W 	Front width mm	Installed widths mm* (left/right)					 Art. no.	
mm								
150	147	55 / 55	-	-	-	-	79.578.XXX	
175	172	55 / 80	-	-	-	-	79.579.XXX	
200	197	80 / 80	55 / 105	-	-	-	79.580.XXX	
220	217	90 / 90	65 / 115	-	-	-	79.581.XXX	
250	247	105 / 105	55 / 155	80 / 130	-	-	79.582.XXX	
300	297	130 / 130	55 / 205	80 / 180	105 / 155	-	79.583.XXX	
330	327	58 / 233	83 / 208	108 / 183	133 / 158	-	79.584.XXX	
350	347	155 / 155	55 / 255	80 / 230	105 / 205	130 / 180	79.585.XXX	

* Configuration options for the vertical pull-out drawers.

Note: When using keyhole hooks, the installed width is reduced by 10 mm for each one.


Adjustable shelves for one-sided fitting

The adjustable shelves are screwed directly onto the angle frame, and if necessary a rear panel and ribbed mats can be added. Including screw material Specification: Sheet steel. Colour: Grey, NCS S 4502-R.


For widths from mm	Specification	Installation width mm	Usable width mm	Usable depth mm		Art. no.	
200	Adjustable shelf	92	88	620	60	12.799.000	
200	Rear panel	-	-	620	-	13.196.000	
200	Ribbed mat	-	88	619	-	13.197.000	
300	Adjustable shelf	167	163	620	60	12.800.000	
300	Ribbed mat	-	163	619	-	13.200.000	

Adjustable shelves for double-sided fitting

The adjustable shelves are screwed directly onto the angle frame, and if necessary rear panels and ribbed mats can be added. Includes screw fixtures. Construction material: Sheet steel. Colour: Grey, NCS S 4502-B.

For widths from mm	Specification	Installation width mm*	Usable width mm	Usable depth mm		Art. no.	
150	Adjustable shelf	2 x 54	140	577	60	79.610.000	
150	Ribbed mat	-	140	577	-	79.620.000	
200	Adjustable shelf	2 x 79	190	577	60	79.612.000	
200	Ribbed mat	-	190	577	-	79.622.000	
250	Adjustable shelf	2 x 104	240	577	60	79.613.000	
250	Ribbed mat	-	240	577	-	79.623.000	
300	Adjustable shelf	2 x 129	290	577	60	79.614.000	
300	Ribbed mat	-	290	577	-	79.624.000	
350	Adjustable shelf	2 x 154	340	577	60	79.615.000	
350	Ribbed mat	-	340	577	-	79.625.000	

* Left/right

 For accessories for NC tool storage in vertical pull-outs see the Chapter "NC Storage and Transport Systems" on page 297



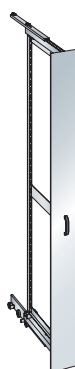
36 x 36 E

45 x 36 E

54 x 36 E

64 x 36 E

78 x 36 E



1900

1726

625

2100

1926

625

2400

2226

625



Art. no.

79.586.XXX

79.587.XXX

79.588.XXX

79.589.XXX

79.590.XXX

79.591.XXX

79.592.XXX

79.593.XXX



Art. no.

79.594.XXX

79.595.XXX

79.596.XXX

79.597.XXX

79.598.XXX

79.599.XXX

79.600.XXX

79.601.XXX



Art. no.

79.602.XXX

79.603.XXX

79.604.XXX

79.605.XXX

79.606.XXX

79.607.XXX

79.608.XXX

79.609.XXX



Examples for installation

Installed width mm **970**

Drawer widths x quantity

W → mm	Example 1	Example 2	Example 3	Example 4	Example 5	Example 6	Example 7	Example 8	Example 9
150	1 x	1 x	5 x		3 x				
175						2 x	4 x		
200	4 x	1 x	1 x	1 x	1 x				
220									
250				3 x		1 x	1 x	1 x	
300		2 x			1 x				2 x
330									
350						1 x		2 x	1 x

Storage shelves

Stable storage shelves with wood insert made of MDF to protect tools. Perforations spacing 12.5 mm. The storage shelves are half the length of the depth of the drawers. This means that in the same drawer one half can store long tools and the other half short tools stacked on top of each other.

Specification: Steel sheet with wooden insert.

Colour: Grey, NCS S 4502-B.

Tip: At least two locking brackets are needed to fix the storage shelf.



Locking bracket

To support the tools and storage shelf. The bars are inserted into the perforations in the crossbars. Specification: Galvanised round steel with a neoprene coating.



For widths from mm	Installation width mm	Nom. width mm	Us. depth mm		Art. no.	
150	53	35	310	100	12.986.000	
175	68	50	310	100	12.964.000	
200	93	75	310	100	12.965.000	
220	118	100	310	100	12.966.000	
250	143	125	310	100	12.967.000	
300	168	150	310	100	13.192.000	

Crossbar with neoprene profile

Moulded shape with perforations spaced at 12.5 mm, giving 49 positions to support the locking bars and storage shelves. The height of the crossbars can be adjusted in 50 mm increments.

Specification: Sheet steel. Colour: Grey, NCS S 4502-B. To protect the tools neoprene profiles can be inserted in the crossbar guides.

Specification	Width mm	Depth mm	Height mm	Art. no.	
Crossbar	18	620	50	12.801.000	
Neoprene profile	18	620	46	13.189.000	

For widths from mm	Installation width mm	Quantity of units (E)	For max. Ø mm	Max. number*	Art. no.	
150	49	2	15	8	12.962.000	
175	61	3	27,5	6	12.963.000	
175	69	4	40	4	12.853.000	
200	82	5	52,5	4	12.854.000	
200	94	6	65	3	12.855.000	
220	107	7	77,5	3	12.856.000	
220	119	8	90	2	12.857.000	
250	132	9	102,5	2	12.858.000	
250	144	10	115	2	12.859.000	
300	157	11	127,5	2	12.190.000	
300	169	12	140	1	12.191.000	

* Per storage shelf



For further accessories see order step 4. on pages 254/255

Drawer storage walls 75/200

Choice of shelves, drawers and pull-out shelves:



Other available widths:

36 E	page 212
45 E	page 222
54 E	page 232
78 E	page 248


Lista Units

W  **x** **D** 

36 x 27 E



54 x 27 E

3. Pull-out and adjustable shelves with accessories



Universal shelf, plain or slotted

The top and bottom shelves are fixed in position by nuts and bolts. Depending on the height, a central fixed stabilising shelf must be added. Includes screw fixtures. Choice of smooth or slotted construction. Slot division 15 mm for sub-division with partition walls. Construction material: Sheet steel. Colours: According to colour chart.

Usable width mm	Usable depth mm	Specification	Shelf thickness mm		Art. no. 	
1140	705	plain	50	400	79.194.XXX	
1140	705	slotted	50	400	79.200.XXX	



Nut holder

For fitting the screwed shelves in the areas of units where access to the side frames is blocked. 2 per shelf. Specification: Galvanised sheet steel.

Length mm	per piece	Art. no.	
55	1	16.997.000	

Adjustable shelf, plain or slotted

Inserted between the partitions using shelf supports with welded-on strengthener. A choice of plain or perforated finishes. Slots 15 mm apart for subdivision using dividers. Including 4 shelf supports each. Specification: Sheet steel. Colours: according to colour chart.

Usable width mm	Usable depth mm	Specification	Shelf thickness mm		Art. no. 	
1140	701	plain	25	200	79.206.XXX	
1140	701	slotted	25	200	79.212.XXX	

Partitions

To sub-divide the 36 E depth slotted universal and adjustable shelves. Specification: Sheet steel. Colour: Light grey, RAL 7035.

Height mm	Depth mm	Art. no.	
95	678	100.434.000	
145	678	100.435.000	
195	678	100.436.000	

Adjustable shelf catch

Safety catches for the adjustable shelves (4 are required per shelf). Specification: POM. Colour: Black.

Specification	per piece	Art. no.	
Adjustable shelf catch	1	13.058.000	



36 x 36 E

45 x 36 E

54 x 36 E


64 x 36 E

78 x 36 E

Drawer
storage walls


Shelf front cover strip

The shelf front cover strips are pushed into holders on each side. 2 plug bolts prevent the shelf falling out accidentally. Specification: Sheet steel. Colours: according to colour chart. Galvanised side holder.

Usable width mm	Height	Art. no. 	
1140	100	79.216.XXX	

Folding fronts

Can only be used with universal shelves. Fold 180 degrees downwards. Equipment: Double safety catch, labelling strip throughout, handle covers and self-adhesive labels. Colours: according to colour chart.

Usable width mm	Height mm	Min clear opening mm	Art. no. 	
1140	150	125*	79.306.XXX	
1140	200	175*	79.307.XXX	
1140	250	225*	79.308.XXX	
1140	300	275*	79.309.XXX	

* Min. opening from one universal shelf to another universal shelf.

Shelf side panels for fold-down front


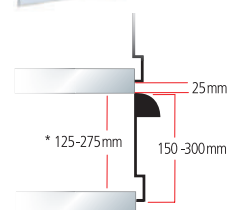
To close off the sides of intermediate spaces. The shelf side panels and universal shelves are screwed together. Specification: Sheet steel. Colour: Light grey, RAL 7035.

Height mm	Depth mm	Art. no.	
150	617	79.314.000	
200	617	79.315.000	
250	617	79.316.000	

Fill-in strip

To close off intermediate spaces when shelves are placed next to each other at the same height. Including 2 holding bars. Cannot be inserted between side panels and shelves. Specification: Sheet steel. Colours: according to colour chart.

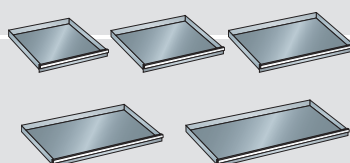
Width mm	Depth	Art. no. 	
49	597	79.188.XXX	



Tip

Choice of different widths

The inserts are available in five different widths. When planning shelving we recommend that you use a maximum of three different widths, wherever possible.



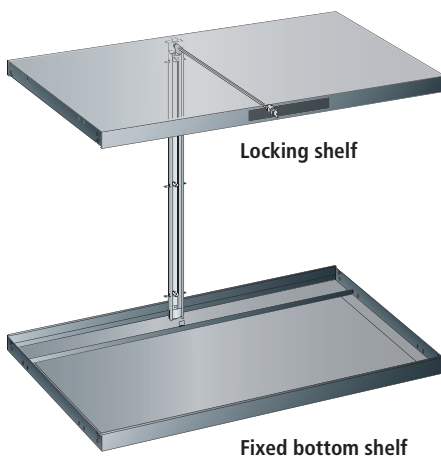
 For shelves for drawer installations see the following pages

3. Shelves for drawer installations with Key Lock, Code Lock or Remote locking systems



Locking and fixed shelves

Locking and fixed shelves are screwed to the side frames at any position and are ready to accept the installation of drawer locking systems. Includes screw fixtures. Construction material: Sheet steel. Colours: According to colour chart.



Locks

The central locking system, which is built into the locking shelf, locks all the drawers below the shelf. Optional for the Key Lock (including individually locking cylinder or optionally without cylinder), Code Lock or Remote Lock.

Locking covering entire height possible on request.





Colours

Shelves available in 12 standard colours and 12 additional colours (with surcharge). When ordering, please use the desired three-digit colour code (instead of XXX). Custom colours on request.




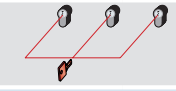

For colour information
see fold-out

Locking and fixed shelves

	H  mm	700	800	
	For clear height mm	600	700	
Shelf thickness 50 mm.	Usable width mm		Art. no. 	Art. no. 
Locking shelf prepared for locking	1140	200	79.246.XXX	79.246.XXX
Fixed shelf prepared for locking	1140	250	79.240.XXX	79.240.XXX



Key Lock

Locking system including cylinder		19.257.000	19.258.000	
individual locking				
Locking system excluding cylinder		19.265.000	19.266.000	
common locking				
+ Cylinder 2C_ (number according to choice)		222.383.000	222.383.000	
For off-the-shelf cylinders with pre-defined numbers, see below*				
Locking system excluding cylinder		19.265.000	19.266.000	
master locking system				
+ Cylinder for master key system		222.384.000	222.384.000	
● Master key (registered system)		20.040.000	20.040.000	



Code Lock

Electronic lock per number code	19.261.000	19.262.000		
---------------------------------	------------	------------	--	--




Remote Lock

Electr. remote locking	19.260.000	19.264.000		
● Basic programming key	74.093.000	74.093.000		
● Mains connection 230/110 / 12 VDC CH/EU/GB	74.094.000	74.094.000		
○ Hand-held radio transmitter	74.092.000	74.092.000		
○ Extension unit 4-pole, 1,850 mm long	74.099.000	74.099.000		

+ Please state the existing cylinder number when placing a repeat order ● Required for operation ○ State requirements/quantities

* Cylinder 2C with pre-defined number

 In stock	Art. no.	
Cylinder 2C 1	222.377.000	
Cylinder 2C 2	222.378.000	
Cylinder 2C 3	222.379.000	
Cylinder 2C 4	222.380.000	
Cylinder 2C 5	222.381.000	
Cylinder 2C 6	222.382.000	

36 x 36 E

45 x 36 E

54 x 36 E

64 x 36 E

78 x 36 E

850

750

1000

900

1150

1050

1325


1225


1450


1350


1625


1525


Art. no. 

Art. no. 

Art. no. 

Art. no. 

Art. no. 

Art. no. 

79.246.XXX

79.246.XXX

79.246.XXX

79.246.XXX

79.246.XXX

79.246.XXX

79.240.XXX

79.240.XXX

79.240.XXX

79.240.XXX

79.240.XXX

79.240.XXX

19.259.000

19.200.000

19.201.000

19.202.000

19.203.000

19.204.000

19.267.000

19.215.000

19.216.000

19.217.000

19.218.000

19.219.000

222.383.000

222.383.000

222.383.000

222.383.000

222.383.000

222.383.000

19.267.000

19.215.000

19.216.000

19.217.000

19.218.000

19.219.000

222.384.000

222.384.000

222.384.000

222.384.000

222.384.000

222.384.000

20.040.000

20.040.000

20.040.000

20.040.000

20.040.000

20.040.000

19.263.000

19.205.000

19.206.000

19.207.000

19.208.000

19.209.000

19.268.000

19.210.000

19.211.000

19.212.000

19.213.000

19.214.000

74.093.000

74.093.000

74.093.000

74.093.000

74.093.000

74.093.000

74.094.000

74.094.000

74.094.000

74.094.000

74.094.000

74.094.000

74.092.000

74.092.000

74.092.000

74.092.000

74.092.000

74.092.000

74.099.000

74.099.000

74.099.000

74.099.000

74.099.000

74.099.000

» For locking systems
see page 24

✓ ✓ 3. 4. 5. 6. 7.

» For suitable drawers
see following pages



Key Lock

Standard locking with central locking and cylinder locks.



Code Lock

Electronic locking system per number code.



Remote Lock

Electronic locking system with hand-held radio control.

Drawer storage walls 75/200

Lista Units

W  x **D** 

36 x 27 E


54 x 27 E

3. Drawers and pull-out shelves plus accessories





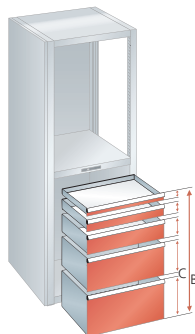
Drawers

Thanks to the diverse range of available drawer specifications, every wall system can be optimally configured for the items it will store. The 25 mm steps in the side frames match the different drawer front heights. This means that drawers with very different front heights can be built into the same wall shelving section in any sequence. The drawer walls are all equipped internally with a series of slots (17 mm apart), which means each can be sub-divided.



Tips for ordering

When selecting drawers, the clear height of the wall defines the maximum size. The sum of the drawer front heights (C) must match the clear height (B) (see diagram). For filling and loading up the drawers and drawer walls please follow the installation manual and the loading rules. Drawer load capacity applies to an evenly distributed load.




Colours

Fronts available in 12 standard colours and 12 additional colours (with surcharge). When ordering, please use the desired three-digit colour code (instead of XXX). Custom colours on request.





 For colour information see fold-out



H  mm	75	100		
Usable height mm	57,5	82,5		
 Side/back height mm	49	76		
Load capacity 75	Art. no. 	Art. no. 		
Standard	72.515.XXX	72.516.XXX		
Safety catch on right	72.534.XXX	72.535.XXX		
Safety catch on right and left	72.605.XXX	72.606.XXX		
Double safety catch	72.624.XXX	72.625.XXX		
 Load capacity 200	Art. no. 	Art. no. 		
Standard	72.096.XXX	72.097.XXX		
Safety catch on right	72.206.XXX	72.207.XXX		
Safety catch on right and left	72.316.XXX	72.317.XXX		
Double safety catch	72.426.XXX	72.427.XXX		
Lilo locking device	72.489.XXX	72.490.XXX		

Pull-out shelves

For storage of heavy items and assemblies. Variable fitting heights in 25 mm increments. The inserted slats enable stored items to be stored and withdrawn flush with the handle. Specification: Sheet steel. Colours: according to colour chart. Slats are made of sendzimir galvanised shaped sheet steel.

	Usable width mm	Usable depth mm	Min. installed height mm	Art. no. 	
200	1088	612	75	79.226.XXX	

Pull-out shelves with eyelets

With three fixing eyelets on each of the front and rear panels to allow attachment of large and irregularly shaped pieces. Equipped with Lilo locking devices (blocks the drawer in open or closed positions), safety. Length of front handles: 170 mm.

	Usable width mm	Usable depth mm	Min. installed height mm	Art. no. 	
200	1088	612	125	79.296.XXX	

 For further special installations for mobile equipment, see order step 7 on pages 266/267

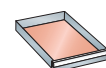
36 x 36 E

45 x 36 E



54 x 36 E

64 x 36 E

78 x 36 E



1088 x 612 mm


125

107,5

76

150

132,5

126

200

182,5

176

250

232,5

226

300

282,5

276

Drawer
storage walls

Art. no.

72.098.XXX

72.208.XXX

72.318.XXX

72.428.XXX

72.491.XXX

Art. no.

72.099.XXX

72.209.XXX

72.319.XXX

72.429.XXX

72.492.XXX

Art. no.

72.100.XXX

72.210.XXX

72.320.XXX

72.430.XXX

72.493.XXX

Art. no.

72.101.XXX

72.211.XXX

72.321.XXX

72.431.XXX

72.494.XXX

Art. no.

72.102.XXX

72.212.XXX

72.322.XXX

72.432.XXX

72.495.XXX



@ Lista online

The entire Lista range offers countless solutions for your specific needs. Online Compendium 2, the Lista Configurer and Lista Script can be found here:

www.lista.com



✓ ✓ 3. 4. 5. 6. 7.

➤ For partition material and labelling system see page 706 ff

Drawer storage walls 75/200

Choice of shelves, drawers and pull-out shelves:



Other available widths:

36 E	page 212
45 E	page 222
54 E	page 232
64 E	page 242

Lista Units

W  **x** **D** 

36 x 27 E



54 x 27 E

3. Pull-out and adjustable shelves with accessories



Universal shelf, plain or slotted

The top and bottom shelves are fixed in position by nuts and bolts. Depending on the height, a central fixed stabilising shelf must be added. Includes screw fixtures. Choice of smooth or slotted construction. Slot division 15 mm for sub-division with partition walls. Construction material: Sheet steel. Colours: According to colour chart.

Usable width mm	Usable depth mm	Specification	Shelf thickness mm		Art. no. 	
1378	705	plain	50	350	79.195.XXX	
1378	705	slotted	50	350	79.201.XXX	



Nut holder

For fitting the screwed shelves in the areas of units where access to the side frames is blocked. 2 per shelf. Specification: Galvanised sheet steel.

Length mm	per piece	Art. no.	
55	1	16.997.000	

Adjustable shelf, plain or slotted

Inserted between the partitions using shelf supports with welded-on strengthener. A choice of plain or perforated finishes. Slots 15 mm apart for subdivision using dividers. Including 4 shelf supports each. Specification: Sheet steel. Colours: according to colour chart.

Usable width mm	Usable depth mm	Specification	Shelf thickness mm		Art. no. 	
1378	701	plain	25	200	79.207.XXX	
1378	701	slotted	25	200	79.213.XXX	

Partitions

To sub-divide the 36 E depth slotted universal and adjustable shelves. Specification: Sheet steel. Colour: Light grey, RAL 7035.

Height mm	Depth mm	Art. no.	
95	678	100.434.000	
145	678	100.435.000	
195	678	100.436.000	

Adjustable shelf catch

Safety catches for the adjustable shelves (4 are required per adjustable shelf). Specification: POM. Colour: Black.

Specification	per piece	Art. no.	
Adjustable shelf catch	1	13.058.000	



36 x 36 E

45 x 36 E

54 x 36 E


64 x 36 E

78 x 36 E

Drawer
storage walls


Shelf front cover strip

The shelf front cover strips are pushed into holders on each side. 2 plug bolts prevent the shelf falling out accidentally. Specification: Sheet steel. Colours: according to colour chart. Side holder galvanised.

Usable width mm	Height	Art. no. 	
1378	100	79.217.XXX	

Folding fronts

Can only be used with universal shelves. Fold 180 degrees downwards. Equipment: Double safety catch, labelling strip, handle covers and self-adhesive labels. Colours: according to colour chart.

Usable width mm	Height mm	Min clear opening mm	Art. no. 	
1378	150	125*	79.310.XXX	
1378	200	175*	79.311.XXX	
1378	250	225*	79.312.XXX	
1378	300	275*	79.313.XXX	

* Min. opening from one universal shelf to another universal shelf.

Shelf side panel to fold-down front

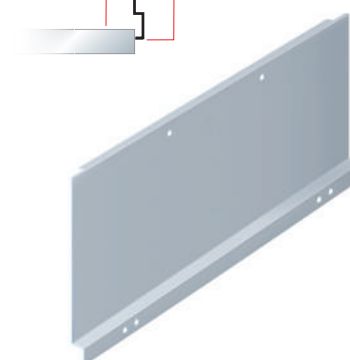
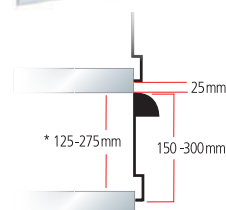
To close off the sides of intermediate spaces. The shelf side panels and universal shelves are screwed together. Specification: Sheet steel. Colour: Light grey, RAL 7035.

Height mm	Depth mm	Art. no.	
150	617	79.314.000	
200	617	79.315.000	
250	617	79.316.000	

Fill-in strip

To close off intermediate spaces when shelves are placed next to each other at the same height. Including 2 holding bars. Cannot be inserted between side panels and shelves. Specification: Sheet steel. Colours: according to colour chart.

Width mm	Depth	Art. no. 	
49	597	79.188.XXX	



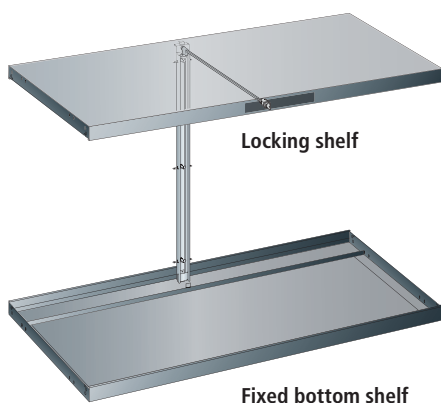
>> For shelves for drawer installations
see the following pages

3. Shelves for drawer installations with Key Lock, Code Lock or Remote locking systems



Locking and fixed shelves

Locking and fixed shelves are screwed to the side frames at any position and are ready to accept the installation of drawer locking systems. Includes screw fixtures. Construction material: Sheet steel. Colours: According to colour chart.



Locks

The central locking system, which is built into the locking shelf, locks all the drawers below the shelf. Optional for the Key Lock (including individually locking cylinder or optionally without cylinder), Code Lock or Remote Lock.

Locking covering entire height possible on request.





Colours

Shelves available in 12 standard colours and 12 additional colours (with surcharge). When ordering, please use the desired three-digit colour code (instead of XXX). Custom colours on request.



For colour information
see fold-out

Locking and fixed shelves

	H  mm	700	800	
	For clear height mm	600	700	
Shelf thickness 50 mm.	Usable width mm		Art. no. 	Art. no. 
Locking shelf prepared for locking	1378	200	79.247.XXX	79.247.XXX
Fixed shelf prepared for locking	1378	250	79.241.XXX	79.241.XXX



Key Lock

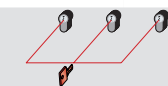
Locking system **including** cylinder
individual locking



19.257.000

19.258.000

Locking system **excluding** cylinder
common locking



19.265.000

19.266.000

+ Cylinder 2C_ (number according to choice)

222.383.000

222.383.000

For off-the-shelf cylinders with pre-defined numbers, see below*

Locking system **excluding** cylinder
master locking system



19.265.000

19.266.000

+ Cylinder for master key system

222.384.000

222.384.000

● Master key (registered system)

20.040.000

20.040.000



Code Lock

Electronic lock per number code

19.261.000

19.262.000



Remote Lock

Electr. remote locking

19.260.000

19.264.000

● Basic programming key

74.093.000

74.093.000

● Mains connection 230/110/12 VDC CH/EU/GB

74.094.000

74.094.000

○ Hand-held radio transmitter

74.092.000

74.092.000

○ Extension unit 4-pole, 1,850 mm long

74.099.000


74.099.000

+ Please state the existing cylinder number when placing a repeat order

● Required for operation

○ State requirements/quantities

* Cylinder 2C with pre-defined number

 In stock	Art. no.
Cylinder 2C 1	222.377.000
Cylinder 2C 2	222.378.000
Cylinder 2C 3	222.379.000
Cylinder 2C 4	222.380.000
Cylinder 2C 5	222.381.000
Cylinder 2C 6	222.382.000

36 x 36 E

45 x 36 E

54 x 36 E

64 x 36 E

78 x 36 E

850

750

1000

900

1150

1050

1325


1225


1450


1350


1625


1525


Art. no. 

Art. no. 

Art. no. 

Art. no. 

Art. no. 

Art. no. 

79.247.XXX

79.247.XXX

79.247.XXX

79.247.XXX

79.247.XXX

79.247.XXX

79.241.XXX

79.241.XXX

79.241.XXX

79.241.XXX

79.241.XXX

79.241.XXX

19.259.000

19.200.000

19.201.000

19.202.000

19.203.000

19.204.000

19.267.000

19.215.000

19.216.000

19.217.000

19.218.000

19.219.000

222.383.000

222.383.000

222.383.000

222.383.000

222.383.000

222.383.000

19.267.000

19.215.000

19.216.000

19.217.000

19.218.000

19.219.000

222.384.000

222.384.000

222.384.000

222.384.000

222.384.000

222.384.000

20.040.000

20.040.000

20.040.000

20.040.000

20.040.000

20.040.000

19.263.000

19.205.000

19.206.000

19.207.000

19.208.000

19.209.000

19.268.000

19.210.000

19.211.000

19.212.000

19.213.000

19.214.000

74.093.000

74.093.000

74.093.000

74.093.000

74.093.000

74.093.000

74.094.000

74.094.000

74.094.000

74.094.000

74.094.000

74.094.000

74.092.000

74.092.000

74.092.000

74.092.000

74.092.000

74.092.000

74.099.000

74.099.000

74.099.000

74.099.000

74.099.000

74.099.000

» For locking systems
see page 24

✓ ✓ 3. 4. 5. 6. 7.

» For suitable drawers
see following pages



Key Lock

Standard locking with central locking and cylinder locks.



Code Lock

Electronic locking system per number code.



Remote Lock

Electronic locking system with hand-held radio control.

Drawer storage walls 75/200

Lista Units

W  x **D** 

36 x 27 E


54 x 27 E

3. Drawers and pull-out shelves plus accessories




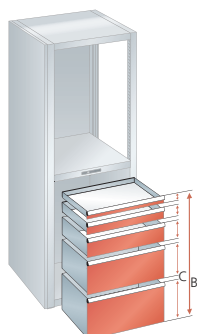
Drawers

Thanks to the diverse range of available drawer specifications, every wall system can be configured for the items it will store. The 25 mm steps in the side frames match the different drawer front heights. This means that drawers with very different front heights can be built into the same wall shelving section in any sequence. The drawer walls are all equipped internally with a series of slots (17 mm apart), which means each can be sub-divided.



Tips for ordering

When selecting drawers, the clear height of the wall defines the maximum size. The sum of the drawer front heights (C) must match the clear height (B) (see diagram). For filling and loading up the drawers and drawer walls please follow the installation manual and the loading rules. Drawer load capacity applies to an evenly distributed load.

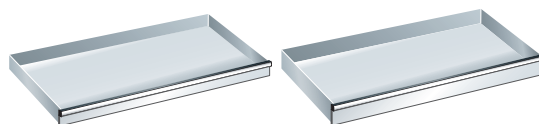


Colours

Fronts available in 12 standard colours and 12 additional colours (with surcharge). When ordering, please use the desired three-digit colour code (instead of XXX). Custom colours on request.




 For colour information see fold-out



H  mm	75	100		
Usable height mm	57,5	82,5		
 Side/back height mm	49	76		
Load capacity 75	Art. no. 	Art. no. 		
Standard	72.517.XXX	72.518.XXX		
Safety catch on right	72.536.XXX	72.537.XXX		
Safety catch on right and left	72.607.XXX	72.608.XXX		
Double safety catch	72.626.XXX	72.627.XXX		
 Load capacity 200	Art. no. 	Art. no. 		
Standard	72.103.XXX	72.104.XXX		
Safety catch on right	72.213.XXX	72.214.XXX		
Safety catch on right and left	72.323.XXX	72.324.XXX		
Double safety catch	72.433.XXX	72.434.XXX		
Lilo locking device	72.496.XXX	72.497.XXX		


Pull-out shelves


For storage of heavy items and assemblies. Variable fitting heights in increments of 25 mm. The inserted slats enable stored items to be stored and withdrawn flush with the handle. Specification: Sheet steel. Colours: according to colour chart. Slats are made of sendzimir galvanised shaped sheet steel.

	Usable width mm	Usable depth mm	Min. installed height mm	Art. no.	
200	1326	612	75	79.227.XXX	

Pull-out shelves with eyelets

With three fixing eyelets on each of the front and rear panels to allow attachment of large and irregularly shaped pieces. Equipped with Lilo locking devices (blocks the drawer in open or closed positions), safety catch. Length of front handles: 170 mm.

	Usable width mm	Usable depth mm	Min. installed height mm	Art. no.	
200	1326	612	125	79.297.XXX	

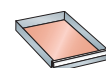
 For further special installations for mobile equipment, see order step 7 on pages 266/267

36 x 36 E






45 x 36 E

54 x 36 E

64 x 36 E

78 x 36 E


1326 x 612 mm


125

107,5

76

150

132,5

126

200

182,5

176

250

232,5

226

300

282,5

276

-

-

-

-

-

-

-

-

-

-

-

-

-

-

-

-

-

-

-

-

Art. no.

72.105.XXX

72.215.XXX

72.325.XXX

72.435.XXX

72.498.XXX

Art. no.

72.106.XXX

72.216.XXX

72.326.XXX

72.436.XXX

72.499.XXX

Art. no.

72.107.XXX

72.217.XXX

72.327.XXX

72.437.XXX

72.500.XXX

Art. no.

72.108.XXX

72.218.XXX

72.328.XXX

72.438.XXX

72.501.XXX

Art. no.

72.109.XXX

72.219.XXX

72.329.XXX

72.439.XXX

72.502.XXX



For partition material and labelling system see page 706 ff

Drawer storage walls 75/200

Choice of partition material and accessories for tool storage



Lista Units

D 

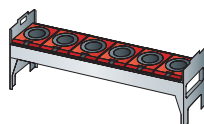
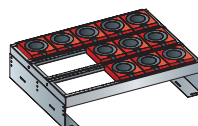
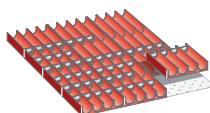


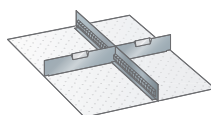
27 E

36 E

4. Partition material and accessories for drawers and vertical pull-outs

The right partition material for each drawer (e.g. troughs, plastic boxes, dividers or foam inserts) can be found on page 706.

Please select the correct Lista Unit (e.g. 36 x36 E).



>> For accessories for NC tool storage in vertical pull-outs see the Chapter "NC Storage and Transport Systems" on page 297

>> For partition material and labelling system see page 706 ff

>> For further accessories for drawers and locking mechanisms, see pages 70/71 and 140/141



Perforated boards with rectangular perforations.


The perforated boards are each suspended in the frame of the vertical drawers using 4 perforated board supports (included). With 10 x 10 mm square holes and 38 mm divisions, slots spaced at 380 mm for the support of storage shelves and can holders. Construction material: Sheet steel. Colour: Grey, NCS S 4502-B.

For height of front mm	Speci- fication for	For shelf unit height mm	Height mm	Number of pieces stacked over each other	Depth mm	Thickness mm	Art. no.	
-	Partial area	-	250	1	605	9,5	12.160.000	
750	Full area	Part height	525	1	605	9,5	12.161.000	
1900	Full area	2000	1675	1 x 575 2 x 550	605	9,5	12.162.000	
2100	Full area	2200	1875	3 x 550 1 x 225	605	9,5	12.163.000	
2400	Full area	2500	2175	3 x 550 1 x 525	605	9,5	12.164.000	

Label holder including paper

Width mm	Height mm	Art. no.	
90	50	42.769.000	

Suitable keyhole hook sets and tool holders can be found on page 450.



>> Keyhole hooks
see page 450 ff



✓ ✓ ✓ 4. 5. 6. 7.

>> For covers
see order step 5.

5. Hinged doors with Key Lock or Code Lock



Hinged doors

With two panels and a 2-point rod lock with a recess for a clasp lock (must be ordered separately). The hinged doors can be fitted on all shelf units later. Specification: Sheet steel. Colours: according to colour chart.



- + Please state the existing cylinder number when placing a repeat order
- Required for operation


H  **mm**

For shelf heights:

For installation

1000

below

Art. no. 

Shelving depth with hinged door = Side panel depth + 50 mm

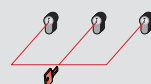


2 doors
excluding clasp lock
individual locking



● Clasp lock (random number)

2 doors
excluding clasp lock
common locking



+ Clasp lock 2C____ (number according to choice)

For off-the-shelf clasp locks with pre-defined numbers, see below*

2 doors*
excluding clasp lock
master locking system



+ Clasp lock for master key system

● Master key (registered system)



Hinged door set for Code Lock

2 doors **excluding** clasp lock

● Clasp lock with Code Lock

W 

36 E

45 E

54 E

64 E

78 E

-

36 E

45 E

54 E

64 E

78 E

-

36 E

45 E

54 E

64 E

78 E

-

-

36 E

45 E

54 E

64 E

78 E

-

Hinged doors

79.248.XXX

79.522.XXX

79.252.XXX

79.528.XXX

79.533.XXX

49.060.000

79.248.XXX

79.522.XXX

79.252.XXX

79.528.XXX

79.533.XXX

49.067.000

79.248.XXX

79.522.XXX

79.252.XXX

79.528.XXX

79.533.XXX

49.068.000

20.040.000

79.248.XXX

79.522.XXX

79.252.XXX

79.528.XXX

79.533.XXX

49.070.000

* Clasp locks 2C with pre-defined number



In stock

Art. no.

Clasp lock 2C 1

49.061.000

Clasp lock 2C 2

49.062.000

Clasp lock 2C 3

49.063.000

Clasp lock 2C 4

49.064.000

Clasp lock 2C 5

49.065.000

Clasp lock 2C 6

49.066.000

Cover for hinged doors

Width mm

48,5

Depth mm

50

Art. no.

79.801.XXX

Cover for hinged doors

Can be used in conjunction with side panel covers on the left or on the right. Specification: Sheet steel. Colours: according to the colour chart.



	1000	2000	2200	2500
	above	below	below	below
	Art. no.	Art. no.	Art. no.	Art. no.

Hinged doors

79.521.XXX		79.249.XXX		79.250.XXX		79.251.XXX	
79.523.XXX		79.524.XXX		79.525.XXX		79.526.XXX	
79.527.XXX		79.253.XXX		79.254.XXX		79.255.XXX	
79.529.XXX		79.530.XXX		79.531.XXX		79.532.XXX	
79.534.XXX		79.535.XXX		79.536.XXX		79.537.XXX	
49.060.000		49.060.000		49.060.000		49.060.000	

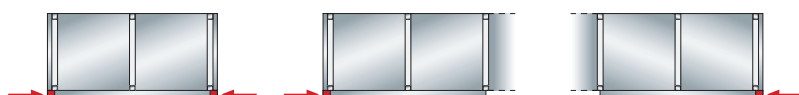
79.521.XXX		79.249.XXX		79.250.XXX		79.251.XXX	
79.523.XXX		79.524.XXX		79.525.XXX		79.526.XXX	
79.527.XXX		79.253.XXX		79.254.XXX		79.255.XXX	
79.529.XXX		79.530.XXX		79.531.XXX		79.532.XXX	
79.534.XXX		79.535.XXX		79.536.XXX		79.537.XXX	
49.067.000		49.067.000		49.067.000		49.067.000	

79.521.XXX		79.249.XXX		79.250.XXX		79.251.XXX	
79.523.XXX		79.524.XXX		79.525.XXX		79.526.XXX	
79.527.XXX		79.253.XXX		79.254.XXX		79.255.XXX	
79.529.XXX		79.530.XXX		79.531.XXX		79.532.XXX	
79.534.XXX		79.535.XXX		79.536.XXX		79.537.XXX	
49.068.000		49.068.000		49.068.000		49.068.000	
20.040.000		20.040.000		20.040.000		20.040.000	

79.521.XXX		79.249.XXX	
79.523.XXX		79.524.XXX	
79.527.XXX		79.253.XXX	
79.529.XXX		79.530.XXX	
79.534.XXX		79.535.XXX	
49.070.000		49.070.000	

Cover for hinged doors

48,5		48,5		48,5		48,5	
50		50		50		50	
79.801.XXX		79.800.XXX		79.798.XXX		79.799.XXX	



Choice of locking systems

For the hinged doors of drawer walls there is a choice of Key Lock and Code Lock locking methods. The standard Key Lock locking system with clasp locks makes it simple to adapt to existing locking systems. With Code Lock the key is replaced by a numeric combination. A simple four to six digit combination is all that is needed to open the Lista hinged door cabinets.



Key Lock

Standard locking with cylinder locks.



Code Lock

Electronic locking system per number code.

➤ For locking systems see page 24

Colours

Doors available in 12 standard colours and 12 additional colours (with surcharge). When ordering, please use the desired three-digit colour code (instead of XXX). Custom colours on request.



➤ For colour information see fold-out



➤ For forward extensions and special inserts see order steps 6 and 7.

5. Hinged doors with viewing windows and Key Lock or Code Lock



Hinged doors with viewing windows

With two panels and a 2-point rod lock with a recess for a clasp lock (must be ordered separately). The hinged doors can be fitted on all shelf units later. Construction material: Sheet steel with viewing windows. Colours: According to colour chart.



- + Please state the existing cylinder number when placing a repeat order
- Required for operation




H  **mm**

For shelf heights:

For installation

1000

below

Art. no. 

Shelving depth with hinged door = Side panel depth + 50 mm



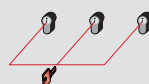
Hinged doors w/ view. windows

2 doors
excluding clasp lock
individual locking



● Clasp lock (random number)

2 doors
excluding clasp lock
common locking



+ Clasp lock 2C____ (number according to choice)

For off-the-shelf clasp locks with pre-defined numbers, see below*

2 doors*
excluding clasp lock
master locking system



+ Clasp lock for master key system

● Master key (registered system)

1 2 3 **Hinged door set for Code Lock**

2 doors **excluding** clasp lock

● Clasp lock with Code Lock

36 E
45 E
54 E
64 E
78 E

36 E
45 E
54 E
64 E
78 E

36 E
45 E
54 E
64 E
78 E

36 E
45 E
54 E
64 E
78 E

79.630.XXX

79.635.XXX

79.640.XXX

79.645.XXX

79.650.XXX

49.060.000

79.630.XXX

79.635.XXX

79.640.XXX

79.645.XXX

79.650.XXX

49.067.000

79.630.XXX

79.635.XXX

79.640.XXX

79.645.XXX

79.650.XXX

49.068.000

20.040.000

79.630.XXX

79.635.XXX


79.640.XXX

79.645.XXX

79.650.XXX

49.055.000

* Clasp locks 2C with pre-defined number

 In stock	Art. no.	
Clasp lock 2C 1	49.061.000	
Clasp lock 2C 2	49.062.000	
Clasp lock 2C 3	49.063.000	
Clasp lock 2C 4	49.064.000	
Clasp lock 2C 5	49.065.000	
Clasp lock 2C 6	49.066.000	

Cover for hinged doors

Width mm	48,5	
Depth mm	50	
Art. no.	79.801.XXX	

Cover for hinged doors

Can be used in conjunction with side panel covers on the left or on the right. Specification: Sheet steel. Colours: according to the colour chart.



	1000	2000	2200	2500
	above	below	below	below
	Art. no.	Art. no.	Art. no.	Art. no.

Hinged doors with viewing windows

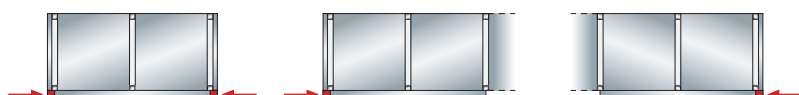
79.631.XXX	79.632.XXX	79.633.XXX	79.634.XXX
79.636.XXX	79.637.XXX	79.638.XXX	79.639.XXX
79.641.XXX	79.642.XXX	79.643.XXX	79.644.XXX
79.646.XXX	79.647.XXX	79.648.XXX	79.649.XXX
79.651.XXX	79.652.XXX	79.653.XXX	79.654.XXX
49.060.000	49.060.000	49.060.000	49.060.000
79.631.XXX	79.632.XXX	79.633.XXX	79.634.XXX
79.636.XXX	79.637.XXX	79.638.XXX	79.639.XXX
79.641.XXX	79.642.XXX	79.643.XXX	79.644.XXX
79.646.XXX	79.647.XXX	79.648.XXX	79.649.XXX
79.651.XXX	79.652.XXX	79.653.XXX	79.654.XXX
49.067.000	49.067.000	49.067.000	49.067.000

79.631.XXX	79.632.XXX	79.633.XXX	79.634.XXX
79.636.XXX	79.637.XXX	79.638.XXX	79.639.XXX
79.641.XXX	79.642.XXX	79.643.XXX	79.644.XXX
79.646.XXX	79.647.XXX	79.648.XXX	79.649.XXX
79.651.XXX	79.652.XXX	79.653.XXX	79.654.XXX
49.068.000	49.068.000	49.068.000	49.068.000
20.040.000	20.040.000	20.040.000	20.040.000

79.631.XXX	79.632.XXX
79.636.XXX	79.637.XXX
79.641.XXX	79.642.XXX
79.646.XXX	79.647.XXX
79.651.XXX	79.652.XXX
49.055.000	49.055.000

Cover for hinged doors

48,5	48,5	48,5	48,5
50	50	50	50
79.801.XXX	79.800.XXX	79.798.XXX	79.799.XXX



i Tip



Viewing window doors

Depending on their usage, viewing window doors offer greater benefits compared to solid sheet doors: the view makes direct access easier and reduces search times. In addition the viewing windows motivate employees to store away the inventory carefully and neatly.



Colours

Doors available in 12 standard colours and 12 additional colours (with surcharge). When ordering, please use the desired three-digit colour code (instead of XXX). Custom colours on request.

➤ For colour information see fold-out

➤ For locking systems see page 24



➤ For forward extensions and special inserts see order steps 6 and 7.

5. Sliding doors with Key Lock



Sliding doors

Every two shelving sections are closed using one sliding door front assembly. Rolls smoothly and quietly on castors: in runners and guide rails, which are fixed to the side panels either top or bottom. Lockable with a cylinder lock. The lock must be ordered separately. The doors can be opened so that one entire shelving section is freely accessible at a time. The sliding doors can be retrofitted to all shelf units later. Specification: Sheet steel. Colours: according to colour chart.



H  mm

For shelf heights:

2000

2200




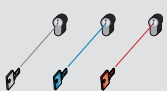
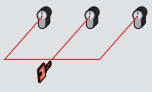

2500

Shelving depth with sliding door = Side panel depth + 105 mm



W 

Sliding doors

		2000				2200				2500			
		Art. no. 				Art. no. 				Art. no. 			
2 doors** excl. lock down cylinders individual locking 	2 x	36 E	18.272.XXX			18.273.XXX				18.274.XXX			
	2 x	45 E	18.277.XXX			18.278.XXX				18.279.XXX			
	2 x	54 E	18.282.XXX			18.283.XXX				18.284.XXX			
	2 x	64 E	18.287.XXX			18.288.XXX				18.289.XXX			
	2 x	78 E	18.292.XXX			18.293.XXX				18.294.XXX			
	-	-	55.438.000			55.438.000				55.438.000			
2 doors** excl. lock down cylinders common locking 	2 x	36 E	18.272.XXX			18.273.XXX				18.274.XXX			
	2 x	45 E	18.277.XXX			18.278.XXX				18.279.XXX			
	2 x	54 E	18.282.XXX			18.283.XXX				18.284.XXX			
	2 x	64 E	18.287.XXX			18.288.XXX				18.289.XXX			
	2 x	78 E	18.292.XXX			18.293.XXX				18.294.XXX			
	-	-	55.439.000			55.439.000				55.439.000			
+ Cylinder 2C_____ (number according to choice)													
For off-the-shelf cylinders with pre-defined numbers, see below*													
2 doors** excluding lock cylinder master locking system 	2 x	36 E	18.272.XXX			18.273.XXX				18.274.XXX			
	2 x	45 E	18.277.XXX			18.278.XXX				18.279.XXX			
	2 x	54 E	18.282.XXX			18.283.XXX				18.284.XXX			
	2 x	64 E	18.287.XXX			18.288.XXX				18.289.XXX			
	2 x	78 E	18.292.XXX			18.293.XXX				18.294.XXX			
	-	-	55.440.000			55.440.000				55.440.000			
+ Cylinder for master key system													
● Master key (registered system)													
+ Please state the existing cylinder number when placing a repeat order ● Required for operation ** One door for sliding door end													

* Cylinder 2C with pre-defined number

In stock	Art. no.	
Cylinder 2C 1	55.465.000	
Cylinder 2C 2	55.466.000	
Cylinder 2C 3	55.467.000	
Cylinder 2C 4	55.468.000	
Cylinder 2C 5	55.469.000	
Cylinder 2C 6	55.470.000	

Colours

Doors available in 12 standard colours and 12 additional colours (with surcharge). When ordering, please use the desired three-digit colour code (instead of XXX). Custom colours on request.



For colour information see fold-out





Sliding doors end

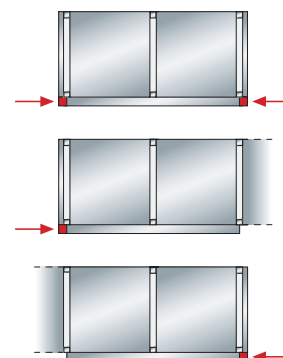
The sliding door end closes one shelving section when an odd number of shelving sections (from 3 sections) are to be equipped with sliding doors. Rolls smoothly and quietly on castors: in runners and guide rails, which are fixed to the side panels either top or bottom. The doors can be opened so that one entire shelving section is freely accessible at a time. Specification: Sheet steel. Colours: according to colour chart.



Cover for sliding doors

Can be used in conjunction with side panel covers on the left or on the right. Specification: Sheet steel. Colours: according to the colour chart.

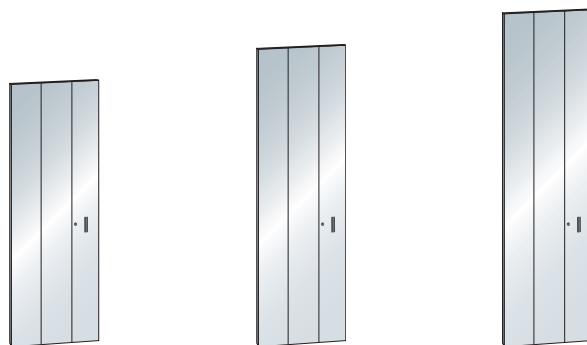
Attention: The lockable door must always be on the right. Hinged and sliding doors cannot be mounted directly next to one another. The sliding door end must not be wider than the base units.



➤ For locking systems see page 24

✓ ✓ ✓ ✓ 5. 6. 7.

➤ For forward extensions and special inserts see order steps 6 and 7.



		2000		2200		2500	
		Art. no.		Art. no.		Art. no.	
W ➔		Sliding doors end					
1 x	36 E	18.297.XXX		18.298.XXX		18.299.XXX	
1 x	45 E	18.302.XXX		18.303.XXX		18.304.XXX	
1 x	54 E	18.307.XXX		18.308.XXX		18.309.XXX	
1 x	64 E	18.312.XXX		18.313.XXX		18.314.XXX	
1 x	78 E	18.317.XXX		18.318.XXX		18.319.XXX	
	-	-		-		-	
Cover for sliding doors							
Width mm		48,5		48,5		48,5	
Depth mm		105		105		105	
		18.322.XXX		18.323.XXX		18.324.XXX	



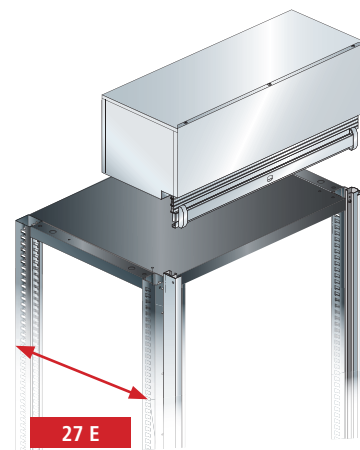
5. Roller shutters with Key Lock










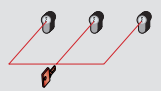




Roller shutters including universal shelves


Front-mounted roller shutter housing. Roller shutter guides mounted in front of side panels. With spaces for cylinder cam locks. For initial installation, including upper universal shelf, pre-drilled for attaching the roller shutter housing. Specification: Roller shutter housing and guide runners made from sheet steel. Colours: according to colour chart. Roller shutters with plastic slats. Colour: Light grey, RAL 7035. **Note:** The wall is raised by 323 mm due to the superstructure. Roller shutters must not be mounted to the immediate right of vertical pull-outs.

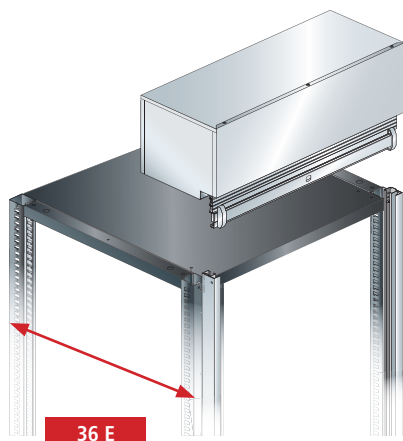
Note: Aluminium roller shutters are available on request.



H  mm	For shelf heights:	1450	2000	2200	2500
Depth with roller shutters = Side panel depth + 64 mm		Art. no. 	Art. no. 	Art. no. 	Art. no. 
W 	Roller shutters incl. universal shelves for depth of 27 E.				
 Roller shutters incl. universal shelves excl. cam cylinder individually locking 	1 x 36 E	79.276.XXX	79.277.XXX	79.330.XXX	79.331.XXX
	1 x 54 E	79.280.XXX	79.281.XXX	79.332.XXX	79.333.XXX
	● Cam cylinder (random number)	49.090.000	49.090.000	49.090.000	49.090.000
 Roller shutters incl. universal shelves excl. cam cylinder common locking 	1 x 36 E	79.276.XXX	79.277.XXX	79.330.XXX	79.331.XXX
	1 x 54 E	79.280.XXX	79.281.XXX	79.332.XXX	79.333.XXX
	+ Cam Cylinder 2C__ (number according to choice)	49.097.000	49.097.000	49.097.000	49.097.000
For off-the-shelf cam cylinders with pre-defined numbers, see below*					
 Roller shutters incl. universal shelves excl. cam cylinder master locking system 	1 x 36 E	79.276.XXX	79.277.XXX	79.330.XXX	79.331.XXX
	1 x 54 E	79.280.XXX	79.281.XXX	79.332.XXX	79.333.XXX
	+ Cam cylinder for master key system	49.098.000	49.098.000	49.098.000	49.098.000
● Master key (registered system)		20.040.000	20.040.000	20.040.000	20.040.000
Side panel cover for roller shutters for depth of 27 E.					
Total height mm		1773	2323	2523	2823
+ 323 mm		79.288.XXX	79.289.XXX	79.348.XXX	79.349.XXX

* Cam cylinder 2C with pre-defined number

 In stock	Art. no.	Art. no.
Cam Cylinder 2C 1	49.091.000	Cam Cylinder 2C 4 49.094.000
Cam Cylinder 2C 2	49.092.000	Cam Cylinder 2C 5 49.095.000
Cam Cylinder 2C 3	49.093.000	Cam Cylinder 2C 6 49.096.000

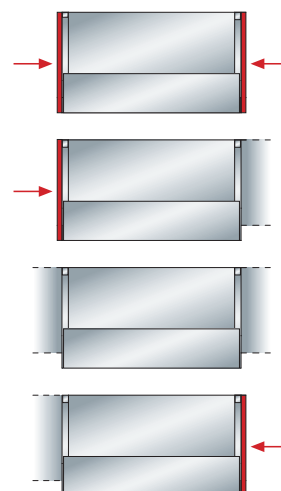


		1450	2000	2200	2500
		Art. no.	Art. no.	Art. no.	Art. no.
W →	Roller shutters incl. universal shelves for depth of 36 E.				
1 x	36 E	79.256.XXX	79.257.XXX	79.334.XXX	79.335.XXX
2 x	36 E	79.268.XXX	79.269.XXX	79.340.XXX	79.341.XXX
1 x	45 E	79.538.XXX	79.539.XXX	79.540.XXX	79.541.XXX
1 x	54 E	79.260.XXX	79.261.XXX	79.336.XXX	79.337.XXX
1 x	64 E	79.264.XXX	79.265.XXX	79.338.XXX	79.339.XXX
1 x	78 E	79.272.XXX	79.273.XXX	79.342.XXX	79.343.XXX
-		49.090.000	49.090.000	49.090.000	49.090.000
1 x	36 E	79.256.XXX	79.257.XXX	79.334.XXX	79.335.XXX
2 x	36 E	79.268.XXX	79.269.XXX	79.340.XXX	79.341.XXX
1 x	45 E	79.538.XXX	79.539.XXX	79.540.XXX	79.541.XXX
1 x	54 E	79.260.XXX	79.261.XXX	79.336.XXX	79.337.XXX
1 x	64 E	79.264.XXX	79.265.XXX	79.338.XXX	79.339.XXX
1 x	78 E	79.272.XXX	79.273.XXX	79.342.XXX	79.343.XXX
-		49.097.000	49.097.000	49.097.000	49.097.000
1 x	36 E	79.256.XXX	79.257.XXX	79.334.XXX	79.335.XXX
2 x	36 E	79.268.XXX	79.269.XXX	79.340.XXX	79.341.XXX
1 x	45 E	79.538.XXX	79.539.XXX	79.540.XXX	79.541.XXX
1 x	54 E	79.260.XXX	79.261.XXX	79.336.XXX	79.337.XXX
1 x	64 E	79.264.XXX	79.265.XXX	79.338.XXX	79.339.XXX
1 x	78 E	79.272.XXX	79.273.XXX	79.342.XXX	79.343.XXX
-		49.098.000	49.098.000	49.098.000	49.098.000
-		20.040.000	20.040.000	20.040.000	20.040.000
Side panel cover for roller shutters for depth of 36 E.					
Total height mm		1773	2323	2523	2823
+ 323 mm		79.284.XXX	79.285.XXX	79.350.XXX	79.351.XXX

+ Please state the existing cylinder number when placing a repeat order ● Required for operation

Side panel covers

Side cover for shelf units with built-on roller shutter housing. Inserted in the side frames using shelf supports. Shelf supports included.



For forward extensions see order steps 6.-7.

Drawer storage walls 75/200

Choice of front extensions



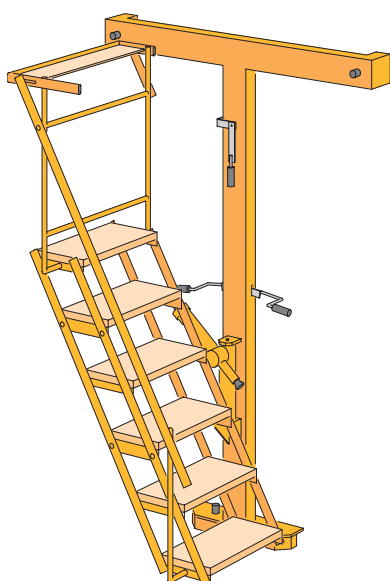
Lista Units

D 

27 E

36 E

6. Forward extensions Safety ladders



Safety ladders

When accessing the drawers and shelves in the upper areas, a convenient safety ladder is useful. If the ladder is folded into the shelf unit then the passageway remains clear. The ladder can be swung out to the left or right when in use, allowing access to the whole of the front of the shelving unit. The ladder can be moved easily, with both castors at the top and guide rollers at the base running in railings and with ball bearings. Wide wooden steps with a non-slip surface, handrail, upper plexiglass shelf and a handbrake ensure the safety of everyone who uses it. Colour: Golden yellow, RAL 1004 Minimum width passageway: 1,000 mm. Space used when folded: 320 mm.

For inserts or add-ons	Shelf unit height mm	Min. room height mm	Art. no.	
Shelves	2000	2700	65.002.000	
Drawers	2200	2700	65.003.000	
Vertical pull-outs	2500	2700	65.004.000	
Closing profiles (double-sided)	3000	3200	65.005.000	





Ladder for drawer wall with sliding doors

For forward extensions	Shelf unit height mm	Min. room height mm	Art. no.	
Sliding doors	2050	2700	65.014.000	
	2250	2700	65.015.000	
	2550	2700	65.016.000	
	3050	3200	65.017.000	

Supports for safety ladders for drawer walls with sliding doors

One support is required per side frame. This is screwed to the top of the side panels and lies flush with the sliding doors at the front. The standard runner and guide rails are mounted on the supports. Colours: according to colour chart.

Specification	Height mm	Art. no.	
incl. fixing material	50	65.050.XXX	

Runners and guide rails.

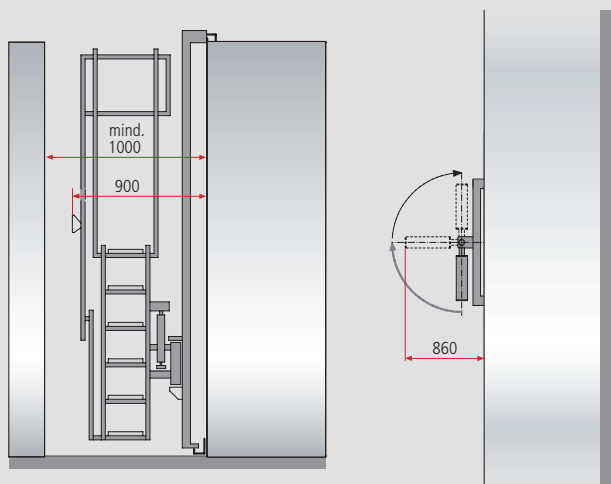
Top and bottom. For each order it is necessary to indicate the arrangement of the shelving units (by means of a diagram) in order to determine the correct runners and guide rails. Colours: according to colour chart.

Specification	Art. no.	
per pair, per metre length	65.001.XXX	

i Tip

Lista safety ladder

The shelves on both sides can be accessed using the Lista safety ladder. Because it folds away the passageway is kept clear for the picking trolley. The ladder can simply be turned around to access both sides.



@ Lista online

The entire Lista range offers countless solutions for your specific needs. Online Compendium 2, the Lista Configurer and Lista Script can be found here:

www.lista.com



Drawer storage walls 75/200

Optional: Special inserts



Lista Units



27 E

36 E

Special inserts for mobile equipment with drawer cabinets.


Whether it is the installation area on a drilling platform, TV outside broadcasting vehicle or a temporary workshop in the jungle: all of them need mobility and safety. So that work can be done where it is needed, it is not only drawer cabinets and workbenches that Lista puts on wheels. Thanks to strong and flexible internal structures even sensitive items can be safely stowed away and stored in mobile work-stations and shelters. This is achieved not only with drawers, pull-out or adjustable shelves. Thanks to various security measures and specialised locking mechanisms Lista can offer the right solutions for many different requirements, even where transport can cause major disruption. Complete warehouses can be dismantled without problems, thanks to stackable cabinets, they can be transported and reconstructed even where space is tight.

Each task has its own challenges, customer requirements and needs are all different. Therefore professional planning is of the utmost importance. Our professionals can advise you on all our questions and can turn your ideas into practical reality.

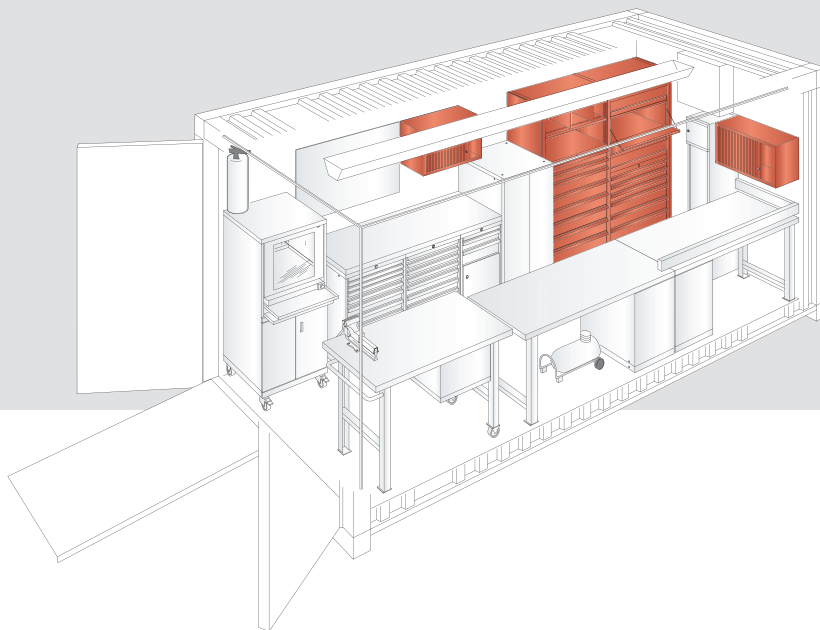


Benefits

- In mobile workshop set-ups everything can be within easy reach
- Make best use of storage areas where space is limited
- Optimal security thanks to special safety and locking mechanisms
- Expand and adapt to changes in circumstances and requirements

 For further special accessories or more information please contact one of our specialists





Safety bar

To immobilise drawers, pull-out shelves, heavy-duty pull-outs and flaps. Including a handle for sideways on-off push-settings. Lockable with padlock. Specification: Sheet steel. Colours: according to colour chart.

Height mm	Art. no.
2000	76.240.XXX
2200	76.241.XXX



Overhead cabinet

Equipment: Horizontal roller shutters, 1 slotted shelf, 3 separators, 1 safety bar, 4 suspension eyelets for fixing the panel. Including cylinder lock. Specification: Sheet steel. Colours: according to colour chart.

Width mm	Depth mm	Height mm	Usable height mm	Art. no.
800	400	450	325	76.227.XXX
1200	400	450	325	76.228.XXX



Tube insert

For suspended storage of winches, ropes, chains etc. tubes can be suspended perpendicular to the direction of the pull-out movement. Removable. On request.

Writing surface

Folds down 90 degrees with a plastic cover. Can only be used with universal shelves. Standard equipment: aluminium labelling strip, handle covers, paper strips, transparent foil and double safety catch. On request.



i Good to know

Individual customer requests

Whether stationary or mobile: Based on our knowledge and experience of customer requirements, Lista is continually inventing new practical, space-saving and safe workplace storage solutions.

