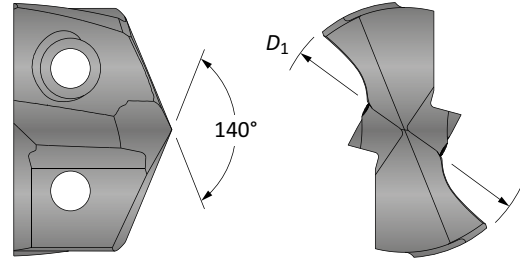








GEN3SYS® XT Pro Drill Inserts

15 Series | Diameter Range: 15.00mm - 15.99mm (0.5906" - 0.6298")

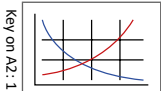


Insert					
D_1 mm	D_1 inch	Fractional Equivalent	Part No. P	Part No. K	Part No. N
15.00	0.5906	-	XTP15-15.00	XTK15-15.00	XTN15-15.00
15.08	0.5938	19/32	XTP15-15.08	XTK15-15.08	XTN15-15.08
15.20	0.5984	-	XTP15-15.20	XTK15-15.20	XTN15-15.20
15.30	0.6024	-	XTP15-15.30	XTK15-15.30	XTN15-15.30
15.40	0.6063	-	XTP15-15.40	XTK15-15.40	XTN15-15.40
15.48	0.6094	33/64	XTP15-15.48	XTK15-15.48	XTN15-15.48
15.50	0.6102	-	XTP15-15.50	XTK15-15.50	XTN15-15.50
15.60	0.6142	-	XTP15-15.60	XTK15-15.60	XTN15-15.60
15.70	0.6181	-	XTP15-15.70	XTK15-15.70	XTN15-15.70
15.80	0.6220	-	XTP15-15.80	XTK15-15.80	XTN15-15.80
15.88	0.6250	5/8	XTP15-15.88	XTK15-15.88	XTN15-15.88

Inserts sold in multiples of 1

A2: 66 - 75

A2: 2 - 5



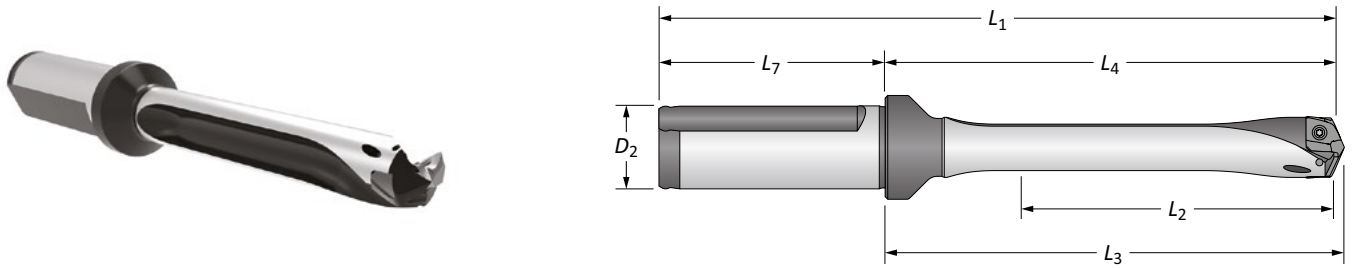
Sizes not shown are available upon request.







When ordering, please follow the example below:

Metric:	13.16mm, Steel, 13 series = use Part No. XTP13-13.16
Imperial:	0.5180", Steel, 13 series = use Part No. XTP13-13.16






GEN3SYS® XT Pro Drill Insert Holders

15 Series | Diameter Range: 15.00mm - 15.99mm (0.5906" - 0.6298")



Flute	Body					Shank			Part No.
	Length	L ₂	L ₄	L ₃	L ₁	L ₇	D ₂	Flat	
 m Straight	3xD	48.0	75.1	77.6	125.1	50.0	20.0	YES	HXT0315S-20FM
	3xD	48.0	75.1	77.6	125.1	50.0	20.0	NO	HXT0315S-20CM
	5xD	80.0	107.0	109.6	157.0	50.0	20.0	YES	HXT0515S-20FM
	5xD	80.0	107.0	109.6	157.0	50.0	20.0	NO	HXT0515S-20CM
	7xD	112.0	139.0	141.6	189.0	50.0	20.0	YES	HXT0715S-20FM
	7xD	112.0	139.0	141.6	189.0	50.0	20.0	NO	HXT0715S-20CM
	10xD	159.9	186.9	189.5	236.9	50.0	20.0	YES	 HXT1015S-20FM
	10xD	159.9	186.9	189.5	236.9	50.0	20.0	NO	 HXT1015S-20CM
 i Straight	3xD	1-57/64	2-61/64	3-3/64	4-63/64	2-1/32	3/4	YES	HXT0315S-075F
	3xD	1-57/64	2-61/64	3-3/64	4-63/64	2-1/32	3/4	NO	HXT0315S-075C
	5xD	3-9/64	4-13/64	4-5/16	6-15/64	2-1/32	3/4	YES	HXT0515S-075F
	5xD	3-9/64	4-13/64	4-5/16	6-15/64	2-1/32	3/4	NO	HXT0515S-075C
	7xD	4-13/32	5-15/32	5-37/64	7-1/2	2-1/32	3/4	YES	HXT0715S-075F
	7xD	4-13/32	5-15/32	5-37/64	7-1/2	2-1/32	3/4	NO	HXT0715S-075C
	10xD	6-19/64	7-23/64	7-29/64	9-25/64	2-1/32	3/4	YES	 HXT1015S-075F
	10xD	6-19/64	7-23/64	7-29/64	9-25/64	2-1/32	3/4	NO	 HXT1015S-075C

Connection Accessories


					Admissible Tightening Torque*
7247-IP7-1	7247N-IP7-1	8IP-7	8IP-7TL	8IP-7B	84 N-cm (7.4 in-lbs)

*Tightening torques are calculated with a friction coefficient of $\mu = 0.14$ and develop 90% of ultimate yield strength

 = Metric (mm)

 = Imperial (in)

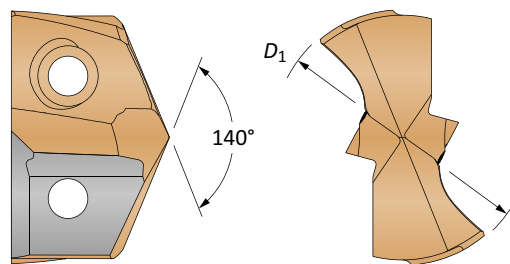

Screws sold in multiples of 10

 **WARNING** Refer to Speed and Feed charts for recommended adjustments to speeds and feeds. Refer to page A2: 65 for deep hole drilling guidelines in this section of the catalogue. Visit www.alliedmachine.com for the most up-to-date information and procedures. Factory technical assistance is available for your specific applications through our Application Engineering Team.



GEN3SYS®XT Drill Inserts

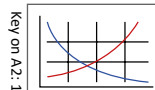
15 Series | Diameter Range: 15.00mm - 15.99mm (0.5906" - 0.6298")



Carbide Substrate	Insert			Standard Part No.	Low Rake Part No.	Cast Iron Part No.	Stainless Part No.
	D ₁ mm	D ₁ inch	Fractional Equivalent				
K35 (C1)	15.00	0.5906	–	7C115P-15	7C115P-15LR	–	–
	15.08	0.5938	19/32	7C115P-0019	7C115P-0019LR	–	–
	15.25	0.6004	–	7C115P-15.25	7C115P-15.25LR	–	–
	15.30	0.6024	–	7C115P-15.3	–	–	–
	15.48	0.6094	39/64	7C115P-.609	7C115P-.609LR	–	–
	15.50	0.6103	–	7C115P-15.5	7C115P-15.5LR	–	–
	15.60	0.6142	–	7C115P-15.6	–	–	–
	15.70	0.6181	–	7C115P-.618	7C115P-.618LR	–	–
	15.80	0.6220	–	7C115P-15.8	–	–	–
	15.88	0.6250	5/8	7C115P-0020	7C115P-0020LR	–	–
K20 (C2)	15.00	0.5906	–	7C215P-15	7C215P-15LR	7C215P-15CI	7C215P-15AS
	15.08	0.5938	19/32	7C215P-0019	7C215P-0019LR	7C215P-0019CI	7C215P-0019AS
	15.25	0.6004	–	7C215P-15.25	7C215P-15.25LR	7C215P-15.25CI	7C215P-15.25AS
	15.30	0.6024	–	7C215P-15.3	–	–	–
	15.48	0.6094	39/64	7C215P-.609	7C215P-.609LR	7C215P-.609CI	7C215P-.609AS
	15.50	0.6103	–	7C215P-15.5	7C215P-15.5LR	7C215P-15.5CI	7C215P-15.5AS
	15.60	0.6142	–	7C215P-15.6	–	–	–
	15.70	0.6181	–	7C215P-.618	7C215P-.618LR	7C215P-.618CI	7C215P-.618AS
	15.80	0.6220	–	7C215P-15.8	–	–	–
	15.88	0.6250	5/8	7C215P-0020	7C215P-0020LR	7C215P-0020CI	7C215P-0020AS

Inserts sold in multiples of 1

A2: 66 - 75



Key on A2: 1

A2: 2 - 5



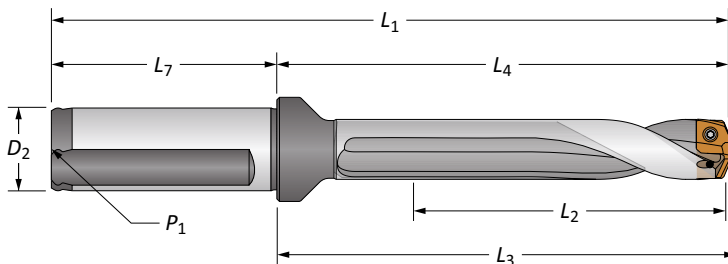
Sizes not shown are available upon request.

When ordering, please follow the example below:





Metric:	13.16mm, Steel, 13 series = use Part No. XTP13-13.16
Imperial:	0.5180", Steel, 13 series = use Part No. XTP13-13.16

GEN3SYS®XT Standard Drill Insert Holders

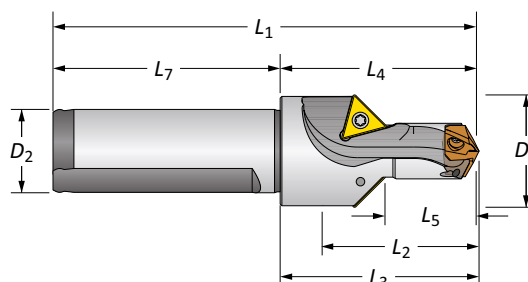
15 Series | Diameter Range: 15.00mm - 15.99mm (0.5906" - 0.6298")






Straight and Helical

Flute	Length	Body					Shank			Flat	Part No.
		L_2	L_4	L_3	L_1	L_7	D_2	P_1			
	3xD	48.0	75.1	77.6	125.1	50.0	20.0	1/8*	YES	60315S-20FM	
	5xD	80.0	107.0	109.6	157.0	50.0	20.0	1/8*	YES	60515S-20FM	
	7xD	112.0	139.0	141.6	189.0	50.0	20.0	1/8*	YES	60715S-20FM	
	Stub	17.5	44.3	46.8	94.3	50.0	20.0	1/8*	YES	60115H-20FM	
	3xD	48.0	75.1	77.6	125.1	50.0	20.0	1/8*	YES	60315H-20FM	
	3xD	48.0	75.1	77.6	125.1	50.0	20.0	1/8*	NO	60315H-20CM	
	5xD	80.0	107.0	109.6	157.0	50.0	20.0	1/8*	YES	60515H-20FM	
	5xD	80.0	107.0	109.6	157.0	50.0	20.0	1/8*	NO	60515H-20CM	
	7xD	112.0	139.0	141.6	189.0	50.0	20.0	1/8*	YES	60715H-20FM	
	7xD	112.0	139.0	141.6	189.0	50.0	20.0	1/8*	NO	60715H-20CM	
	3xD	1-57/64	2-61/64	3-3/64	4-63/64	2-1/32	3/4	1/8	YES	60315S-075F	
	5xD	3-9/64	4-13/64	4-5/16	6-15/64	2-1/32	3/4	1/8	YES	60515S-075F	
	7xD	4-13/32	5-15/32	5-37/64	7-1/2	2-1/32	3/4	1/8	YES	60715S-075F	
	Stub	11/16	1-3/4	1-27/32	3-25/32	2-1/32	3/4	1/8	YES	60115H-075F	
	3xD	1-57/64	2-61/64	3-3/64	4-63/64	2-1/32	3/4	1/8	YES	60315H-075F	
	3xD	1-57/64	2-61/64	3-3/64	4-63/64	2-1/32	3/4	1/8	NO	60315H-075C	
	5xD	3-9/64	4-13/64	4-5/16	6-15/64	2-1/32	3/4	1/8	YES	60515H-075F	
	5xD	3-9/64	4-13/64	4-5/16	6-15/64	2-1/32	3/4	1/8	NO	60515H-075C	
	7xD	4-13/32	5-15/32	5-37/64	7-1/2	2-1/32	3/4	1/8	YES	60715H-075F	
	7xD	4-13/32	5-15/32	5-37/64	7-1/2	2-1/32	3/4	1/8	NO	60715H-075C	






*Thread to BSP and ISO 7-1





Drill / Chamfer

	Step		Body				Shank		Part No.	 Chamfer Insert
	D_5	L_5	L_2	L_4	L_3	L_1	L_7	D_2		
	27.0	22.5	26.9	44.3	46.8	94.3	50.0	20.0	60115C45-20FM	TCMT-110204
	1-1/16	57/64	1-1/16	1-47/64	1-27/32	3-49/64	2-1/32	3/4	60115C45-075F	TCMT-110204

Connection Accessories

 Insert Screws	 Nylon Locking Screws	 Insert Driver	 Preset Torque Hand Driver	 Replacement Tips	Admissible Tightening Torque*
7247-IP7-1	7247N-IP7-1	8IP-7	8IP-7TL	8IP-7B	84 N-cm (7.4 in-lbs)

*Tightening torques are calculated with a friction coefficient of $\mu = 0.14$ and develop 90% of ultimate yield strength

Chamfer inserts sold separately in multiples of 10 | Screws sold in multiples of 10  = Metric (mm)  = Imperial (in)