




26

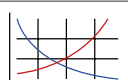

DRILLING | GEN3SYS® XT Pro and XT High Penetration Replaceable Insert Drilling System

GEN3SYS®XT Pro Drill Inserts

26 Series | Diameter Range: 26.00mm - 28.99mm (1.0236" - 1.1416")

Insert					
D_1 mm	D_1 inch	Fractional Equivalent	Part No. P	Part No. K	Part No. N
26.00	1.0236	-	XTP26-26.00	XTK26-26.00	XTN26-26.00
26.10	1.0276	-	XTP26-26.10	XTK26-26.10	XTN26-26.10
26.20	1.0313	1-1/32	XTP26-26.20	XTK26-26.20	XTN26-26.20
26.30	1.0354	-	XTP26-26.30	XTK26-26.30	XTN26-26.30
26.40	1.0394	-	XTP26-26.40	XTK26-26.40	XTN26-26.40
26.50	1.0433	-	XTP26-26.50	XTK26-26.50	XTN26-26.50
26.57	1.0460	1-3/64	XTP26-26.57	XTK26-26.57	XTN26-26.57
26.60	1.0472	-	XTP26-26.60	XTK26-26.60	XTN26-26.60
26.70	1.0512	-	XTP26-26.70	XTK26-26.70	XTN26-26.70
26.80	1.0551	-	XTP26-26.80	XTK26-26.80	XTN26-26.80
26.90	1.0591	-	XTP26-26.90	XTK26-26.90	XTN26-26.90
26.99	1.0625	1-1/16	XTP26-26.99	XTK26-26.99	XTN26-26.99
27.00	1.0630	-	XTP26-27.00	XTK26-27.00	XTN26-27.00
27.10	1.0669	-	XTP26-27.10	XTK26-27.10	XTN26-27.10
27.20	1.0709	-	XTP26-27.20	XTK26-27.20	XTN26-27.20
27.30	1.0748	-	XTP26-27.30	XTK26-27.30	XTN26-27.30
27.40	1.0787	-	XTP26-27.40	XTK26-27.40	XTN26-27.40
27.50	1.0827	-	XTP26-27.50	XTK26-27.50	XTN26-27.50
27.60	1.0866	-	XTP26-27.60	XTK26-27.60	XTN26-27.60
27.70	1.0906	-	XTP26-27.70	XTK26-27.70	XTN26-27.70
27.78	1.0938	1-3/32	XTP26-27.78	XTK26-27.78	XTN26-27.78
27.90	1.0984	-	XTP26-27.90	XTK26-27.90	XTN26-27.90
28.00	1.1024	-	XTP26-28.00	XTK26-28.00	XTN26-28.00
28.10	1.1063	-	XTP26-28.10	XTK26-28.10	XTN26-28.10
28.17	1.1090	1-7/64	XTP26-28.17	XTK26-28.17	XTN26-28.17
28.20	1.1102	-	XTP26-28.20	XTK26-28.20	XTN26-28.20
28.30	1.1142	-	XTP26-28.30	XTK26-28.30	XTN26-28.30
28.40	1.1181	-	XTP26-28.40	XTK26-28.40	XTN26-28.40
28.50	1.1220	-	XTP26-28.50	XTK26-28.50	XTN26-28.50
28.58	1.1250	1-1/8	XTP26-28.58	XTK26-28.58	XTN26-28.58
28.70	1.1299	-	XTP26-28.70	XTK26-28.70	XTN26-28.70
28.80	1.1339	-	XTP26-28.80	XTK26-28.80	XTN26-28.80
28.90	1.1378	-	XTP26-28.90	XTK26-28.90	XTN26-28.90

Inserts sold in multiples of 1

A2: 66 - 75
A2: 2 - 5


Sizes not shown are available upon request.
When ordering, please follow the example below:

Metric:	13.16mm, Steel, 13 series = use Part No. XTP13-13.16
Imperial:	0.5180", Steel, 13 series = use Part No. XTP13-13.16

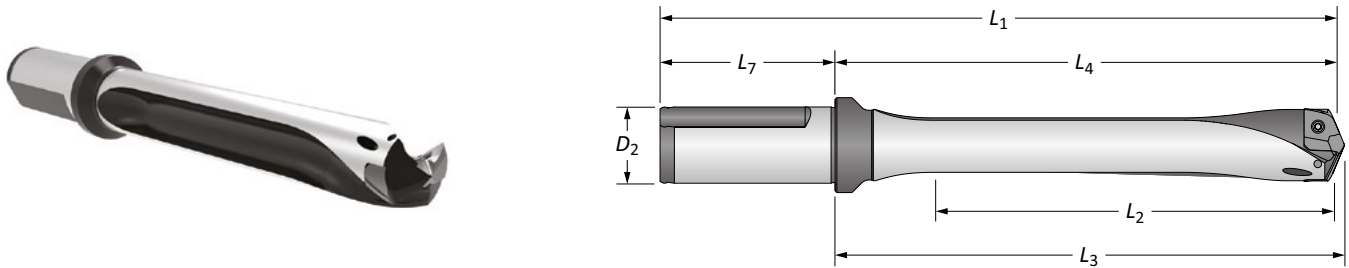
A20: 52







www.alliedmachine.com | +44 (0) 1384 400 900 | enquiries.eu@alliedmachine.com

A
DRILLINGB
BORINGC
REAMINGD
BURNISHINGE
THREADINGX
SPECIALS





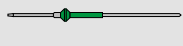
GEN3SYS® XT Pro Drill Insert Holders

26 Series | Diameter Range: 26.00mm - 28.99mm (1.0236" - 1.1416")




Flute	Length	Body				Shank			Flat	Part No.
		L ₂	L ₄	L ₃	L ₁	L ₇	D ₂			
 m Straight	3xD	87.0	128.1	130.9	188.1	60.0	32.0	YES	HXT0326S-32FM	
	3xD	87.0	128.1	130.9	188.1	60.0	32.0	NO	HXT0326S-32CM	
	5xD	145.0	186.0	188.8	246.0	60.0	32.0	YES	HXT0526S-32FM	
	5xD	145.0	186.0	188.8	246.0	60.0	32.0	NO	HXT0526S-32CM	
	7xD	203.0	244.0	246.8	304.0	60.0	32.0	YES	HXT0726S-32FM	
	7xD	203.0	244.0	246.8	304.0	60.0	32.0	NO	HXT0726S-32CM	
	10xD	289.9	331.4	334.4	391.4	60.0	32.0	YES	 HXT1026S-32FM	
	10xD	289.9	331.4	334.4	391.4	60.0	32.0	NO	 HXT1026S-32CM	
 i Straight	3xD	3-27/64	5-1/16	5-11/64	7-11/32	2-9/32	1-1/4	YES	HXT0326S-125F	
	3xD	3-27/64	5-1/16	5-11/64	7-11/32	2-9/32	1-1/4	NO	HXT0326S-125C	
	5xD	5-45/64	7-11/32	7-29/64	9-5/8	2-9/32	1-1/4	YES	HXT0526S-125F	
	5xD	5-45/64	7-11/32	7-29/64	9-5/8	2-9/32	1-1/4	NO	HXT0526S-125C	
	7xD	7-63/64	9-5/8	9-47/64	11-29/32	2-9/32	1-1/4	YES	HXT0726S-125F	
	7xD	7-63/64	9-5/8	9-47/64	11-29/32	2-9/32	1-1/4	NO	HXT0726S-125C	
	10xD	11-13/32	13-3/64	13-11/64	15-21/64	2-9/32	1-1/4	YES	 HXT1026S-125F	
	10xD	11-13/32	13-3/64	13-11/64	15-21/64	2-9/32	1-1/4	NO	 HXT1026S-125C	

Connection Accessories


					Admissible Tightening Torque* 690 N-cm (61.0 in-lbs)
7495-IP15-1	7495N-IP15-1	8IP-15	8IP-15TL	8IP-15B	

*Tightening torques are calculated with a friction coefficient of $\mu = 0.14$ and develop 90% of ultimate yield strength

 = Metric (mm)

 = Imperial (in)

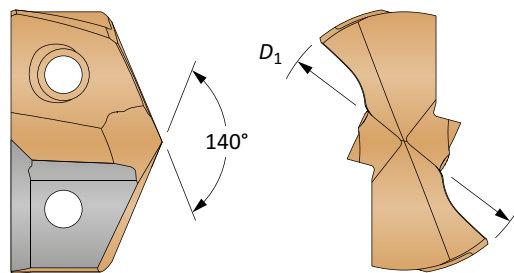

Screws sold in multiples of 10

 **WARNING** Refer to Speed and Feed charts for recommended adjustments to speeds and feeds. Refer to page A2: 65 for deep hole drilling guidelines in this section of the catalogue. Visit www.alliedmachine.com for the most up-to-date information and procedures. Factory technical assistance is available for your specific applications through our Application Engineering Team.



GEN3SYS®XT Drill Inserts

26 Series | Diameter Range: 26.00mm - 28.99mm (1.0236" - 1.1416")

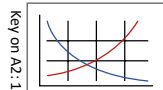


Carbide Substrate	Insert			Standard Part No.	Low Rake Part No.	Cast Iron Part No.	Stainless Part No.
	D ₁ mm	D ₁ inch	Fractional Equivalent				
K35 (C1)	26.00	1.0236	–	7C126P-26	7C126P-26LR	–	–
	26.20	1.0313	1-1/32	7C126P-0101	7C126P-0101LR	–	–
	26.50	1.0433	–	7C126P-26.5	–	–	–
	26.59	1.0469	1-3/64	7C126P-1.046	7C126P-1.046LR	–	–
	26.99	1.0625	1-1/16	7C126P-0102	7C126P-0102LR	–	–
	27.00	1.0630	–	7C126P-27	7C126P-27LR	–	–
	27.50	1.0827	–	7C126P-27.5	–	–	–
	27.78	1.0938	1-3/32	7C126P-0103	7C126P-0103LR	–	–
	28.00	1.1024	–	7C126P-28	7C126P-28LR	–	–
	28.18	1.1094	1-7/64	7C126P-1.109	7C126P-1.109LR	–	–
	28.50	1.1220	–	7C126P-28.5	–	–	–
	28.58	1.1250	1-1/8	7C126P-0104	7C126P-0104LR	–	–
K20 (C2)	26.00	1.0236	–	7C226P-26	7C226P-26LR	7C226P-26CI	7C226P-26AS
	26.20	1.0313	1-1/32	7C226P-0101	7C226P-0101LR	7C226P-0101CI	7C226P-0101AS
	26.50	1.0433	–	7C226P-26.5	–	–	–
	26.59	1.0469	1-3/64	7C226P-1.046	7C226P-1.046LR	7C226P-1.046CI	7C226P-1.046AS
	26.99	1.0625	1-1/16	7C226P-0102	7C226P-0102LR	7C226P-0102CI	7C226P-0102AS
	27.00	1.0630	–	7C226P-27	7C226P-27LR	7C226P-27CI	7C226P-27AS
	27.50	1.0827	–	7C226P-27.5	–	–	–
	27.78	1.0938	1-3/32	7C226P-0103	7C226P-0103LR	7C226P-0103CI	7C226P-0103AS
	28.00	1.1024	–	7C226P-28	7C226P-28LR	7C226P-28CI	7C226P-28AS
	28.18	1.1094	1-7/64	7C226P-1.109	7C226P-1.109LR	7C226P-1.109CI	7C226P-1.109AS
	28.50	1.1220	–	7C226P-28.5	–	–	–
	28.58	1.1250	1-1/8	7C226P-0104	7C226P-0104LR	7C226P-0104CI	7C226P-0104AS

Inserts sold in multiples of 1

A2: 66 - 75

A2: 2 - 5



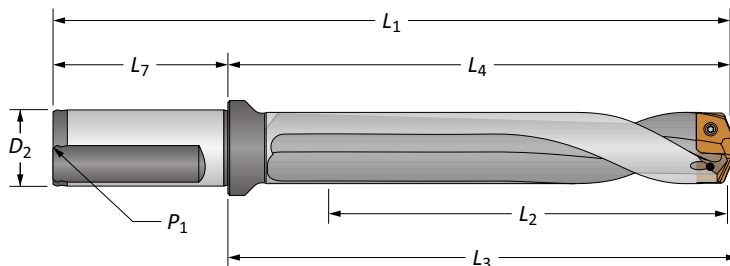
Sizes not shown are available upon request.

When ordering, please follow the example below:

Metric:	13.16mm, Steel, 13 series = use Part No. XTP13-13.16
Imperial:	0.5180", Steel, 13 series = use Part No. XTP13-13.16

GEN3SYS®XT Standard Drill Insert Holders

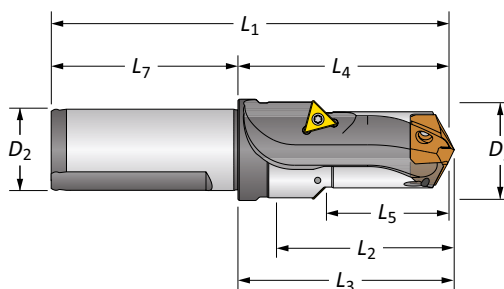
26 Series | Diameter Range: 26.00mm - 28.99mm (1.0236" - 1.1416")



Straight and Helical

Flute	Length	Body					Shank				Flat	Part No.
		L ₂	L ₄	L ₃	L ₁	L ₇	D ₂	P ₁				
	3xD	87.0	128.1	130.9	188.1	60.0	32.0	1/8*	YES	60326S-32FM		
	5xD	145.0	186.0	188.8	246.0	60.0	32.0	1/8*	YES	60526S-32FM		
	7xD	203.0	244.0	246.8	304.0	60.0	32.0	1/8*	YES	60726S-32FM		
	Stub	32.0	72.9	75.7	132.9	60.0	32.0	1/8*	YES	60126H-32FM		
	3xD	87.0	128.1	130.9	188.1	60.0	32.0	1/8*	YES	60326H-32FM		
	3xD	87.0	128.1	130.9	188.1	60.0	32.0	1/8*	NO	60326H-32CM		
	5xD	145.0	186.0	188.8	246.0	60.0	32.0	1/8*	YES	60526H-32FM		
	5xD	145.0	186.0	188.8	246.0	60.0	32.0	1/8*	NO	60526H-32CM		
	7xD	203.0	244.0	246.8	304.0	60.0	32.0	1/8*	YES	60726H-32FM		
	7xD	203.0	244.0	246.8	304.0	60.0	32.0	1/8*	NO	60726H-32CM		
	3xD	3-27/64	5-1/16	5-11/64	7-11/32	2-9/32	1-1/4	1/8	YES	60326S-125F		
	5xD	5-45/64	7-11/32	7-29/64	9-5/8	2-9/32	1-1/4	1/8	YES	60526S-125F		
	7xD	7-63/64	9-5/8	9-47/64	11-29/32	2-9/32	1-1/4	1/8	YES	60726S-125F		
	Stub	1-1/4	2-7/8	2-63/64	5-5/32	2-9/32	1-1/4	1/8	YES	60126H-125F		
	3xD	3-27/64	5-1/16	5-11/64	7-11/32	2-9/32	1-1/4	1/8	YES	60326H-125F		
	3xD	3-27/64	5-1/16	5-11/64	7-11/32	2-9/32	1-1/4	1/8	NO	60326H-125C		
	5xD	5-45/64	7-11/32	7-29/64	9-5/8	2-9/32	1-1/4	1/8	YES	60526H-125F		
	5xD	5-45/64	7-11/32	7-29/64	9-5/8	2-9/32	1-1/4	1/8	NO	60526H-125C		
	7xD	7-63/64	9-5/8	9-47/64	11-29/32	2-9/32	1-1/4	1/8	YES	60726H-125F		
	7xD	7-63/64	9-5/8	9-47/64	11-29/32	2-9/32	1-1/4	1/8	NO	60726H-125C		

*Thread to BSP and ISO 7-1



Drill / Chamfer

Step	Body					Shank		Part No.	Chamfer Insert	
	D ₅	L ₅	L ₂	L ₄	L ₃	L ₁	L ₇			D ₂
	34.0	39.0	52.1	72.9	75.7	132.9	60.0	32.0	60126C45-32FM	TCMT-110204
	1-11/32	1-17/32	2-3/64	2-7/8	2-63/64	5-5/32	2-9/32	1-1/4	60126C45-125F	TCMT-110204

Connection Accessories

Insert Screws	Nylon Locking Screws	Insert Driver	Preset Torque Hand Driver	Replacement Tips	Admissible Tightening Torque*
7495-IP15-1	7495N-IP15-1	8IP-15	8IP-15TL	8IP-15B	690 N-cm (61.0 in-lbs)

*Tightening torques are calculated with a friction coefficient of $\mu = 0.14$ and develop 90% of ultimate yield strength

Chamfer inserts sold separately in multiples of 10 | Screws sold in multiples of 10

= Metric (mm)
 = Imperial (in)