




29

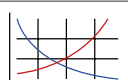

DRILLING | GEN3SYS® XT Pro and XT High Penetration Replaceable Insert Drilling System

**GEN3SYS®XT Pro Drill Inserts**

29 Series | Diameter Range: 29.00mm - 31.99mm (1.1417" - 1.2597")

Insert					
$D_1$ mm	$D_1$ inch	Fractional Equivalent	Part No. <b>P</b>	Part No. <b>K</b>	Part No. <b>N</b>
29.00	1.1417	-	XTP29-29.00	XTK29-29.00	XTN29-29.00
29.10	1.1457	-	XTP29-29.10	XTK29-29.10	XTN29-29.10
29.20	1.1496	-	XTP29-29.20	XTK29-29.20	XTN29-29.20
29.30	1.1535	-	XTP29-29.30	XTK29-29.30	XTN29-29.30
29.37	1.1563	1-5/32	XTP29-29.37	XTK29-29.37	XTN29-29.37
29.40	1.1575	-	XTP29-29.40	XTK29-29.40	XTN29-29.40
29.50	1.1614	-	XTP29-29.50	XTK29-29.50	XTN29-29.50
29.60	1.1654	-	XTP29-29.60	XTK29-29.60	XTN29-29.60
29.70	1.1693	-	XTP29-29.70	XTK29-29.70	XTN29-29.70
29.80	1.1732	-	XTP29-29.80	XTK29-29.80	XTN29-29.80
29.90	1.1772	-	XTP29-29.90	XTK29-29.90	XTN29-29.90
30.00	1.1811	-	XTP29-30.00	XTK29-30.00	XTN29-30.00
30.10	1.1850	-	XTP29-30.10	XTK29-30.10	XTN29-30.10
30.16	1.1875	1-3/16	XTP29-30.16	XTK29-30.16	XTN29-30.16
30.20	1.1890	-	XTP29-30.20	XTK29-30.20	XTN29-30.20
30.30	1.1929	-	XTP29-30.30	XTK29-30.30	XTN29-30.30
30.40	1.1969	-	XTP29-30.40	XTK29-30.40	XTN29-30.40
30.50	1.2008	-	XTP29-30.50	XTK29-30.50	XTN29-30.50
30.60	1.2047	-	XTP29-30.60	XTK29-30.60	XTN29-30.60
30.70	1.2087	-	XTP29-30.70	XTK29-30.70	XTN29-30.70
30.80	1.2126	-	XTP29-30.80	XTK29-30.80	XTN29-30.80
30.90	1.2165	-	XTP29-30.90	XTK29-30.90	XTN29-30.90
30.96	1.2188	1-7/32	XTP29-30.96	XTK29-30.96	XTN29-30.96
31.00	1.2205	-	XTP29-31.00	XTK29-31.00	XTN29-31.00
31.10	1.2244	-	XTP29-31.10	XTK29-31.10	XTN29-31.10
31.20	1.2283	-	XTP29-31.20	XTK29-31.20	XTN29-31.20
31.30	1.2323	-	XTP29-31.30	XTK29-31.30	XTN29-31.30
31.40	1.2362	-	XTP29-31.40	XTK29-31.40	XTN29-31.40
31.50	1.2402	-	XTP29-31.50	XTK29-31.50	XTN29-31.50
31.60	1.2441	-	XTP29-31.60	XTK29-31.60	XTN29-31.60
31.70	1.2480	-	XTP29-31.70	XTK29-31.70	XTN29-31.70
31.75	1.2500	1-1/4	XTP29-31.75	XTK29-31.75	XTN29-31.75
31.80	1.2520	-	XTP29-31.80	XTK29-31.80	XTN29-31.80
31.90	1.2559	-	XTP29-31.90	XTK29-31.90	XTN29-31.90

Inserts sold in multiples of 1

A2: 66 - 75  
A2: 2 - 5  


Sizes not shown are available upon request.	
When ordering, please follow the example below:	
<b>Metric:</b>	13.16mm, Steel, 13 series = use Part No. <b>XTP13-13.16</b>
<b>Imperial:</b>	0.5180", Steel, 13 series = use Part No. <b>XTP13-13.16</b>

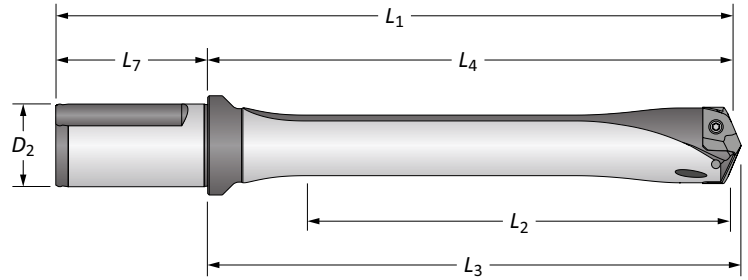
A20: 56









www.alliedmachine.com | +44 (0) 1384 400 900 | enquiries.eu@alliedmachine.com

A  
DRILLINGB  
BORINGC  
REAMINGD  
BURNISHINGE  
THREADINGX  
SPECIALS






### GEN3SYS®XT Pro Drill Insert Holders

29 Series | Diameter Range: 29.00mm - 31.99mm (1.1417" - 1.2597")




Flute	Body					Shank			Part No.
	Length	L <sub>2</sub>	L <sub>4</sub>	L <sub>3</sub>	L <sub>1</sub>	L <sub>7</sub>	D <sub>2</sub>	Flat	
 Straight 	3xD	96.0	136.2	139.1	196.2	60.0	32.0	YES	HXT0329S-32FM
	3xD	96.0	136.2	139.1	196.2	60.0	32.0	NO	HXT0329S-32CM
	5xD	160.0	200.1	203.1	260.1	60.0	32.0	YES	HXT0529S-32FM
	5xD	160.0	200.1	203.1	260.1	60.0	32.0	NO	HXT0529S-32CM
	7xD	224.0	264.1	267.1	324.1	60.0	32.0	YES	HXT0729S-32FM
	7xD	224.0	264.1	267.1	324.1	60.0	32.0	NO	HXT0729S-32CM
	10xD	319.9	360.4	363.6	420.4	60.0	32.0	YES	 HXT1029S-32FM
	10xD	319.9	360.4	363.6	420.4	60.0	32.0	NO	 HXT1029S-32CM
 Straight 	3xD	3-25/32	5-3/8	5-1/2	7-21/32	2-9/32	1-1/4	YES	HXT0329S-125F
	3xD	3-25/32	5-3/8	5-1/2	7-21/32	2-9/32	1-1/4	NO	HXT0329S-125C
	5xD	6-19/64	7-29/32	8-1/64	10-3/16	2-9/32	1-1/4	YES	HXT0529S-125F
	5xD	6-19/64	7-29/32	8-1/64	10-3/16	2-9/32	1-1/4	NO	HXT0529S-125C
	7xD	8-13/16	10-27/64	10-17/64	12-45/64	2-9/32	1-1/4	YES	HXT0729S-125F
	7xD	8-13/16	10-27/64	10-17/64	12-45/64	2-9/32	1-1/4	NO	HXT0729S-125C
	10xD	12-19/32	14-3/16	14-5/16	16-15/32	2-9/32	1-1/4	YES	 HXT1029S-125F
	10xD	12-19/32	14-3/16	14-5/16	16-15/32	2-9/32	1-1/4	NO	 HXT1029S-125C

#### Connection Accessories


 Insert Screws	 Nylon Locking Screws	 Insert Driver	 Preset Torque Hand Driver	 Replacement Tips	Admissible Tightening Torque*
7495-IP15-1	7495N-IP15-1	8IP-15	8IP-15TL	8IP-15B	690 N-cm (61.0 in-lbs)

\*Tightening torques are calculated with a friction coefficient of  $\mu = 0.14$  and develop 90% of ultimate yield strength

 = Metric (mm)

 = Imperial (in)

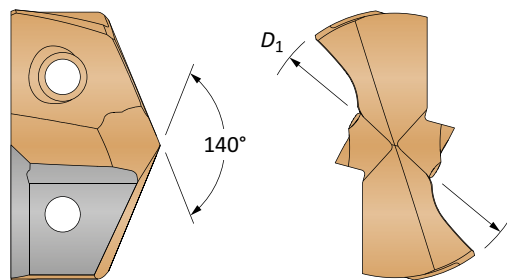

Screws sold in multiples of 10

 **WARNING** Refer to Speed and Feed charts for recommended adjustments to speeds and feeds. Refer to page A2: 65 for deep hole drilling guidelines in this section of the catalogue. Visit [www.alliedmachine.com](http://www.alliedmachine.com) for the most up-to-date information and procedures. Factory technical assistance is available for your specific applications through our Application Engineering Team.



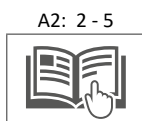
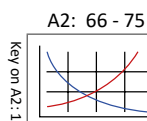
## GEN3SYS®XT Drill Inserts

29 Series | Diameter Range: 29.00mm - 31.99mm (1.1417" - 1.2597")



Carbide Substrate	Insert			Standard Part No.	Low Rake Part No.	Cast Iron Part No.	Stainless Part No.
	D <sub>1</sub> mm	D <sub>1</sub> inch	Fractional Equivalent				
K35 (C1)	29.00	1.1417	–	7C129P-29	7C129P-29LR	–	–
	29.37	1.1563	1-5/32	7C129P-0105	7C129P-0105LR	–	–
	29.50	1.1614	–	7C129P-29.5	–	–	–
	30.00	1.1811	–	7C129P-30	7C129P-30LR	–	–
	30.16	1.1875	1-3/16	7C129P-0106	7C129P-0106LR	–	–
	30.50	1.2008	–	7C129P-30.5	7C129P-30.5LR	–	–
	30.96	1.2188	1-7/32	7C129P-0107	7C129P-0107LR	–	–
	31.00	1.2205	–	7C129P-31	7C129P-31LR	–	–
	31.50	1.2402	–	7C129P-31.5	–	–	–
	31.75	1.2500	1-1/4	7C129P-0108	7C129P-0108LR	–	–
K20 (C2)	29.00	1.1417	–	7C229P-29	7C229P-29LR	7C229P-29CI	7C229P-29AS
	29.37	1.1563	1-5/32	7C229P-0105	7C229P-0105LR	7C229P-0105CI	7C229P-0105AS
	29.50	1.1614	–	7C229P-29.5	–	–	–
	30.00	1.1811	–	7C229P-30	7C229P-30LR	7C229P-30CI	7C229P-30AS
	30.16	1.1875	1-3/16	7C229P-0106	7C229P-0106LR	7C229P-0106CI	7C229P-0106AS
	30.50	1.2008	–	7C229P-30.5	7C229P-30.5LR	7C229P-30.5CI	7C229P-30.5AS
	30.96	1.2188	1-7/32	7C229P-0107	7C229P-0107LR	7C229P-0107CI	7C229P-0107AS
	31.00	1.2205	–	7C229P-31	7C229P-31LR	7C229P-31CI	7C229P-31AS
	31.50	1.2402	–	7C229P-31.5	–	–	–
	31.75	1.2500	1-1/4	7C229P-0108	7C229P-0108LR	7C229P-0108CI	7C229P-0108AS

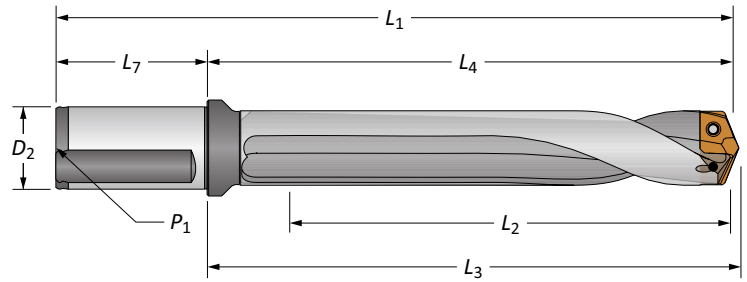
Inserts sold in multiples of 1

A  
DRILLINGB  
BORINGC  
REAMINGD  
BURNISHINGE  
THREADINGX  
SPECIALS


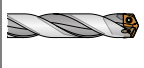
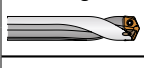

Sizes not shown are available upon request.	
When ordering, please follow the example below:	
<b>Metric:</b>	13.16mm, Steel, 13 series = use Part No. <b>XTP13-13.16</b>
<b>Imperial:</b>	0.5180", Steel, 13 series = use Part No. <b>XTP13-13.16</b>

### GEN3SYS®XT Standard Drill Insert Holders

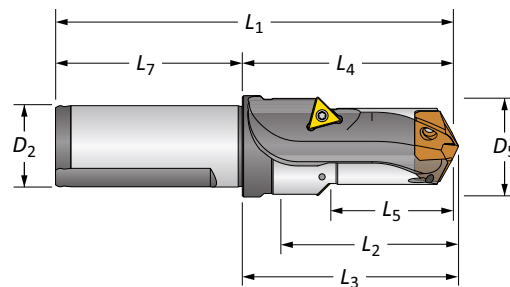
29 Series | Diameter Range: 29.00mm - 31.99mm (1.1417" - 1.2597")






#### Straight and Helical

Flute	Length	Body					Shank				Flat	Part No.
		L <sub>2</sub>	L <sub>4</sub>	L <sub>3</sub>	L <sub>1</sub>	L <sub>7</sub>	D <sub>2</sub>	P <sub>1</sub>				
	3xD	96.0	136.2	139.1	196.2	60.0	32.0	1/4*	YES	<b>60329S-32FM</b>		
	5xD	160.0	200.1	203.1	260.1	60.0	32.0	1/4*	YES	<b>60529S-32FM</b>		
	7xD	224.0	264.1	267.1	324.1	60.0	32.0	1/4*	YES	<b>60729S-32FM</b>		
	Stub	35.0	75.2	78.2	135.2	60.0	32.0	1/4*	YES	<b>60129H-32FM</b>		
	3xD	96.0	136.2	139.1	196.2	60.0	32.0	1/4*	YES	<b>60329H-32FM</b>		
	3xD	96.0	136.2	139.1	196.2	60.0	32.0	1/4*	NO	<b>60329H-32CM</b>		
	5xD	160.0	200.1	203.1	260.1	60.0	32.0	1/4*	YES	<b>60529H-32FM</b>		
	5xD	160.0	200.1	203.1	260.1	60.0	32.0	1/4*	NO	<b>60529H-32CM</b>		
	7xD	224.0	264.1	267.1	324.1	60.0	32.0	1/4*	YES	<b>60729H-32FM</b>		
	7xD	224.0	264.1	267.1	324.1	60.0	32.0	1/4*	NO	<b>60729H-32CM</b>		
	3xD	3-25/32	5-3/8	5-1/2	7-21/32	2-9/32	1-1/4	1/4	YES	<b>60329S-125F</b>		
	5xD	6-19/64	7-29/32	8-1/64	10-3/16	2-9/32	1-1/4	1/4	YES	<b>60529S-125F</b>		
	7xD	8-13/16	10-27/64	10-17/64	12-45/64	2-9/32	1-1/4	1/4	YES	<b>60729S-125F</b>		
	Stub	1-3/8	2-31/32	3-5/64	5-1/4	2-9/32	1-1/4	1/4	YES	<b>60129H-125F</b>		
	3xD	3-25/32	5-3/8	5-1/2	7-21/32	2-9/32	1-1/4	1/4	YES	<b>60329H-125F</b>		
	3xD	3-25/32	5-3/8	5-1/2	7-21/32	2-9/32	1-1/4	1/4	NO	<b>60329H-125C</b>		
	5xD	6-19/64	7-29/32	8-1/64	10-3/16	2-9/32	1-1/4	1/4	YES	<b>60529H-125F</b>		
	5xD	6-19/64	7-29/32	8-1/64	10-3/16	2-9/32	1-1/4	1/4	NO	<b>60529H-125C</b>		
	7xD	8-13/16	10-27/64	10-17/64	12-45/64	2-9/32	1-1/4	1/4	YES	<b>60729H-125F</b>		
	7xD	8-13/16	10-27/64	10-17/64	12-45/64	2-9/32	1-1/4	1/4	NO	<b>60729H-125C</b>		



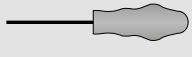


\*Thread to BSP and ISO 7-1





#### Drill / Chamfer

	Step		Body				Shank		Part No.	 Chamfer Insert
	D <sub>5</sub>	L <sub>5</sub>	L <sub>2</sub>	L <sub>4</sub>	L <sub>3</sub>	L <sub>1</sub>	L <sub>7</sub>	D <sub>2</sub>		
	37.1	43.5	55.9	75.2	78.2	135.2	60.0	32.0	<b>60129C45-32FM</b>	TCMT-16T304
	1-29/64	1-23/32	2-13/64	2-31/32	3-5/64	5-1/4	2-9/32	1-1/4	<b>60129C45-125F</b>	TCMT-16T304

#### Connection Accessories

 Insert Screws	 Nylon Locking Screws	 Insert Driver	 Preset Torque Hand Driver	 Replacement Tips	Admissible Tightening Torque*
7495-IP15-1	7495N-IP15-1	8IP-15	8IP-15TL	8IP-15B	

\*Tightening torques are calculated with a friction coefficient of  $\mu = 0.14$  and develop 90% of ultimate yield strength

Chamfer inserts sold separately in multiples of 10 | Screws sold in multiples of 10  = Metric (mm)  = Imperial (in)