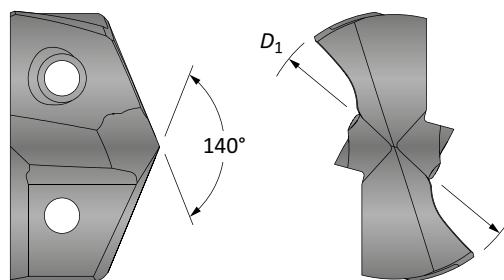








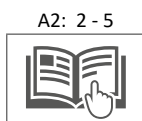
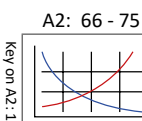
## GEN3SYS® XT Pro Drill Inserts

32 Series | Diameter Range: 32.00mm - 35.00mm (1.2598" - 1.3780")



Insert					
$D_1$ mm	$D_1$ inch	Fractional Equivalent	Part No. <b>P</b>	Part No. <b>K</b>	Part No. <b>N</b>
32.00	1.2598	-	XTP32-32.00	XTK32-32.00	XTN32-32.00
32.10	1.2638	-	XTP32-32.10	XTK32-32.10	XTN32-32.10
32.15	1.2657	1-17/64	XTP32-32.15	XTK32-32.15	XTN32-32.15
32.20	1.2677	-	XTP32-32.20	XTK32-32.20	XTN32-32.20
32.30	1.2717	-	XTP32-32.30	XTK32-32.30	XTN32-32.30
32.40	1.2756	-	XTP32-32.40	XTK32-32.40	XTN32-32.40
32.50	1.2795	-	XTP32-32.50	XTK32-32.50	XTN32-32.50
32.55	1.2813	1-9/32	XTP32-32.55	XTK32-32.55	XTN32-32.55
32.60	1.2835	-	XTP32-32.60	XTK32-32.60	XTN32-32.60
32.70	1.2874	-	XTP32-32.70	XTK32-32.70	XTN32-32.70
32.80	1.2913	-	XTP32-32.80	XTK32-32.80	XTN32-32.80
32.90	1.2953	-	XTP32-32.90	XTK32-32.90	XTN32-32.90
33.00	1.2992	-	XTP32-33.00	XTK32-33.00	XTN32-33.00
33.10	1.3031	-	XTP32-33.10	XTK32-33.10	XTN32-33.10
33.20	1.3071	-	XTP32-33.20	XTK32-33.20	XTN32-33.20
33.30	1.3110	-	XTP32-33.30	XTK32-33.30	XTN32-33.30
33.34	1.3125	1-5/16	XTP32-33.34	XTK32-33.34	XTN32-33.34
33.40	1.3150	-	XTP32-33.40	XTK32-33.40	XTN32-33.40
33.50	1.3189	-	XTP32-33.50	XTK32-33.50	XTN32-33.50
33.60	1.3228	-	XTP32-33.60	XTK32-33.60	XTN32-33.60
33.70	1.3268	-	XTP32-33.70	XTK32-33.70	XTN32-33.70
33.80	1.3307	-	XTP32-33.80	XTK32-33.80	XTN32-33.80
33.90	1.3346	-	XTP32-33.90	XTK32-33.90	XTN32-33.90
34.00	1.3386	-	XTP32-34.00	XTK32-34.00	XTN32-34.00
34.10	1.3425	-	XTP32-34.10	XTK32-34.10	XTN32-34.10
34.13	1.3438	1-11/32	XTP32-34.13	XTK32-34.13	XTN32-34.13
34.20	1.3465	-	XTP32-34.20	XTK32-34.20	XTN32-34.20
34.30	1.3504	-	XTP32-34.30	XTK32-34.30	XTN32-34.30
34.40	1.3543	-	XTP32-34.40	XTK32-34.40	XTN32-34.40
34.50	1.3583	-	XTP32-34.50	XTK32-34.50	XTN32-34.50
34.60	1.3622	-	XTP32-34.60	XTK32-34.60	XTN32-34.60
34.70	1.3661	-	XTP32-34.70	XTK32-34.70	XTN32-34.70
34.80	1.3701	-	XTP32-34.80	XTK32-34.80	XTN32-34.80
34.90	1.3740	-	XTP32-34.90	XTK32-34.90	XTN32-34.90
34.93	1.3750	1-3/8	XTP32-34.93	XTK32-34.93	XTN32-34.93
35.00	1.3780	-	XTP32-35.00	XTK32-35.00	XTN32-35.00

Inserts sold in multiples of 1



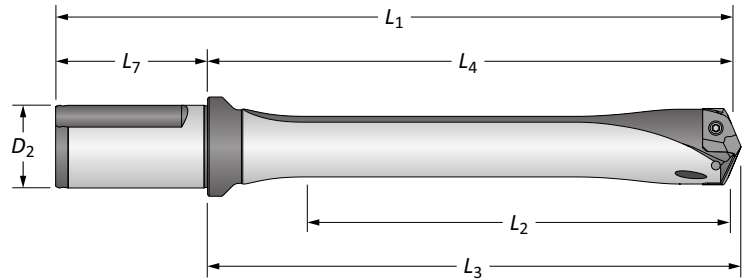
Sizes not shown are available upon request.







When ordering, please follow the example below:

<b>Metric:</b>	13.16mm, Steel, 13 series = use Part No. <b>XTP13-13.16</b>
<b>Imperial:</b>	0.5180", Steel, 13 series = use Part No. <b>XTP13-13.16</b>




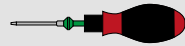

## GEN3SYS®XT Pro Drill Insert Holders

32 Series | Diameter Range: 32.00mm - 35.00mm (1.2598" - 1.3780")




Flute	Body					Shank			Part No.
	Length	L <sub>2</sub>	L <sub>4</sub>	L <sub>3</sub>	L <sub>1</sub>	L <sub>7</sub>	D <sub>2</sub>	Flat	
 Straight	3xD	105.0	157.7	161.3	227.7	60.0	32.0	YES	HXT0332S-32FM
	3xD	105.0	157.7	161.3	227.7	60.0	32.0	NO	HXT0332S-32CM
	5xD	175.0	227.7	231.3	297.7	60.0	32.0	YES	HXT0532S-32FM
	5xD	175.0	227.7	231.3	297.7	60.0	32.0	NO	HXT0532S-32CM
	7xD	244.9	297.7	301.3	367.7	60.0	32.0	YES	HXT0732S-32FM
	7xD	244.9	297.7	301.3	367.7	60.0	32.0	NO	HXT0732S-32CM
	10xD	350.0	402.8	406.4	462.8	60.0	32.0	YES	 HXT1032S-32FM
	10xD	350.0	402.8	406.4	462.8	60.0	32.0	NO	 HXT1032S-32CM
 Straight	3xD	4-9/64	6-7/32	6-23/64	8-29/32	2-11/16	1-1/2	YES	HXT0332S-150F
	3xD	4-9/64	6-7/32	6-23/64	8-29/32	2-11/16	1-1/2	NO	HXT0332S-150C
	5xD	6-57/64	8-31/32	9-7/64	11-21/32	2-11/16	1-1/2	YES	HXT0532S-150F
	5xD	6-57/64	8-31/32	9-7/64	11-21/32	2-11/16	1-1/2	NO	HXT0532S-150C
	7xD	9-41/64	11-23/32	11-55/64	14-13/32	2-11/16	1-1/2	YES	HXT0732S-150F
	7xD	9-41/64	11-23/32	11-55/64	14-13/32	2-11/16	1-1/2	NO	HXT0732S-150C
	10xD	13-25/32	15-55/64	16	18-35/64	2-11/16	1-1/2	YES	 HXT1032S-150F
	10xD	13-25/32	15-55/64	16	18-35/64	2-11/16	1-1/2	NO	 HXT1032S-150C

### Connection Accessories


					<b>Admissible Tightening Torque*</b> 690 N-cm (61.0 in-lbs)
7495-IP15-1	7495N-IP15-1	8IP-15	8IP-15TL	8IP-15B	

\*Tightening torques are calculated with a friction coefficient of  $\mu = 0.14$  and develop 90% of ultimate yield strength

 = Metric (mm)

 = Imperial (in)

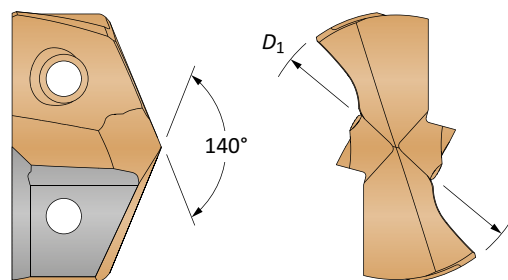

Screws sold in multiples of 10

 **WARNING** Refer to Speed and Feed charts for recommended adjustments to speeds and feeds. Refer to page A2: 65 for deep hole drilling guidelines in this section of the catalogue. Visit [www.alliedmachine.com](http://www.alliedmachine.com) for the most up-to-date information and procedures. Factory technical assistance is available for your specific applications through our Application Engineering Team.



## GEN3SYS®XT Drill Inserts

32 Series | Diameter Range: 32.00mm - 35.00mm (1.2598" - 1.3780")

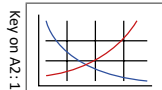


Carbide Substrate	Insert			Standard Part No.	Low Rake Part No.	Cast Iron Part No.	Stainless Part No.
	$D_1$ mm	$D_1$ inch	Fractional Equivalent				
K35 (C1)	32.00	1.2598	–	7C132P-32	7C132P-32LR	–	–
	32.15	1.2658	1-17/64	7C132P-32.15	7C132P-32.15LR	–	–
	32.50	1.2795	–	7C132P-32.5	7C132P-32.5LR	–	–
	32.55	1.2813	1-9/32	7C132P-0109	7C132P-0109LR	–	–
	33.00	1.2992	–	7C132P-33	7C132P-33LR	–	–
	33.34	1.3125	1-5/16	7C132P-0110	7C132P-0110LR	–	–
	33.50	1.3189	–	7C132P-33.5	7C132P-33.5LR	–	–
	34.00	1.3386	–	7C132P-34	7C132P-34LR	–	–
	34.13	1.3438	1-11/32	7C132P-0111	7C132P-0111LR	–	–
	34.50	1.3583	–	7C132P-34.5	7C132P-34.5LR	–	–
K20 (C2)	32.00	1.2598	–	7C232P-32	7C232P-32LR	7C232P-32CI	7C232P-32AS
	32.15	1.2658	1-17/64	7C232P-32.15	7C232P-32.15LR	7C232P-32.15CI	7C232P-32.15AS
	32.50	1.2795	–	7C232P-32.5	7C232P-32.5LR	7C232P-32.5CI	7C232P-32.5AS
	32.55	1.2813	1-9/32	7C232P-0109	7C232P-0109LR	7C232P-0109CI	7C232P-0109AS
	33.00	1.2992	–	7C232P-33	7C232P-33LR	7C232P-33CI	7C232P-33AS
	33.34	1.3125	1-5/16	7C232P-0110	7C232P-0110LR	7C232P-0110CI	7C232P-0110AS
	33.50	1.3189	–	7C232P-33.5	7C232P-33.5LR	7C232P-33.5CI	7C232P-33.5AS
	34.00	1.3386	–	7C232P-34	7C232P-34LR	7C232P-34CI	7C232P-34AS
	34.13	1.3438	1-11/32	7C232P-0111	7C232P-0111LR	7C232P-0111CI	7C232P-0111AS
	34.50	1.3583	–	7C232P-34.5	7C232P-34.5LR	7C232P-34.5CI	7C232P-34.5AS
	34.93	1.3750	1-3/8	7C232P-0112	7C232P-0112LR	7C232P-0112CI	7C232P-0112AS
	35.00	1.3780	–	7C232P-35	7C232P-35LR	7C232P-35CI	7C232P-35AS

Inserts sold in multiples of 1

A2: 66 - 75

A2: 2 - 5



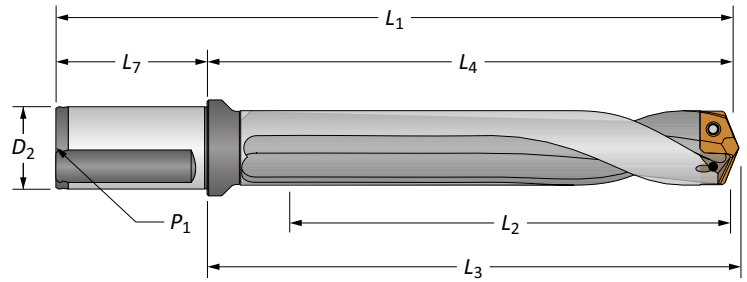
Sizes not shown are available upon request.

When ordering, please follow the example below:

<b>Metric:</b>	13.16mm, Steel, 13 series = use Part No. <b>XTP13-13.16</b>
<b>Imperial:</b>	0.5180", Steel, 13 series = use Part No. <b>XTP13-13.16</b>

### GEN3SYS®XT Standard Drill Insert Holders

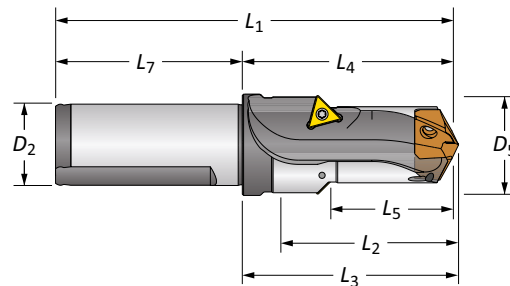
32 Series | Diameter Range: 32.00mm - 35.00mm (1.2598" - 1.3780")



#### Straight and Helical

Flute	Length	Body					Shank				Flat	Part No.
		L <sub>2</sub>	L <sub>4</sub>	L <sub>3</sub>	L <sub>1</sub>	L <sub>7</sub>	D <sub>2</sub>	P <sub>1</sub>				
	3xD	105.0	157.7	161.3	227.7	70.0	40.0	1/4*	YES	60332S-40FM		
	5xD	175.0	227.7	231.3	297.7	70.0	40.0	1/4*	YES	60532S-40FM		
	7xD	244.9	297.7	301.3	367.7	70.0	40.0	1/4*	YES	60732S-40FM		
	Stub	38.0	90.7	94.2	160.7	70.0	40.0	1/4*	YES	60132H-40FM		
	3xD	105.0	157.7	161.3	227.7	70.0	40.0	1/4*	YES	60332H-40FM		
	3xD	105.0	157.7	161.3	227.7	70.0	40.0	1/4*	NO	60332H-40CM		
	5xD	175.0	227.7	231.3	297.7	70.0	40.0	1/4*	YES	60532H-40FM		
	5xD	175.0	227.7	231.3	297.7	70.0	40.0	1/4*	NO	60532H-40CM		
	7xD	244.9	297.7	301.3	367.7	70.0	40.0	1/4*	YES	60732H-40FM		
	7xD	244.9	297.7	301.3	367.7	70.0	40.0	1/4*	NO	60732H-40CM		
	3xD	4-9/64	6-7/32	6-23/64	8-29/32	2-11/16	1-1/2	1/4	YES	60332S-150F		
	5xD	6-57/64	8-31/32	9-7/64	11-21/32	2-11/16	1-1/2	1/4	YES	60532S-150F		
	7xD	9-41/64	11-23/32	11-55/64	14-13/32	2-11/16	1-1/2	1/4	YES	60732S-150F		
	Stub	1-1/2	3-37/64	3-45/64	6-1/4	2-11/16	1-1/2	1/4	YES	60132H-150F		
	3xD	4-9/64	6-7/32	6-23/64	8-29/32	2-11/16	1-1/2	1/4	YES	60332H-150F		
	3xD	4-9/64	6-7/32	6-23/64	8-29/32	2-11/16	1-1/2	1/4	NO	60332H-150C		
	5xD	6-57/64	8-31/32	9-7/64	11-21/32	2-11/16	1-1/2	1/4	YES	60532H-150F		
	5xD	6-57/64	8-31/32	9-7/64	11-21/32	2-11/16	1-1/2	1/4	NO	60532H-150C		
	7xD	9-41/64	11-23/32	11-55/64	14-13/32	2-11/16	1-1/2	1/4	YES	60732H-150F		
	7xD	9-41/64	11-23/32	11-55/64	14-13/32	2-11/16	1-1/2	1/4	NO	60732H-150C		

\*Thread to BSP and ISO 7-1



#### Drill / Chamfer

	Step		Body				Shank		Part No.		Chamfer Insert
	D <sub>5</sub>	L <sub>5</sub>	L <sub>2</sub>	L <sub>4</sub>	L <sub>3</sub>	L <sub>1</sub>	L <sub>7</sub>	D <sub>2</sub>			
	40.1	48.0	62.4	90.7	94.2	160.6	70.0	40.0	60132C45-40FM	TCMT-16T304	
	1-37/64	1-57/64	2-29/64	3-37/64	3-23/32	6-1/4	2-11/16	1-1/2	60132C45-150F	TCMT-16T304	

#### Connection Accessories

					Admissible Tightening Torque*
7495-IP15-1	7495N-IP15-1	8IP-15	8IP-15TL	8IP-15B	690 N-cm (61.0 in-lbs)

\*Tightening torques are calculated with a friction coefficient of  $\mu = 0.14$  and develop 90% of ultimate yield strength

Chamfer inserts sold separately in multiples of 10 | Screws sold in multiples of 10

= Metric (mm)

= Imperial (in)